

**UNITED STATES BANKRUPTCY COURT
SOUTHERN DISTRICT OF NEW YORK**

In re

CELSIUS NETWORK LLC, *et al.*

Debtors.

Chapter 11

Case No. 22-10964 (MG)

(Jointly Administered)

INTERIM REPORT OF SHOBA PILLAY, EXAMINER

Jenner & Block LLP
353 N. Clark Street
Chicago, Illinois 60654
(312) 222-9350

1155 Avenue of the Americas
New York, New York 10036
(212) 891-1600

Counsel to the Examiner

November 19, 2022

TABLE OF CONTENTS

I. Introduction 1

II. Executive Summary..... 3

III. Investigative Steps 9

 A. Data And Record Collection From The Debtors 9

 B. Data And Record Collections From Other Parties 11

 C. Witness Interviews 11

 D. Huron Consulting Group..... 11

IV. Background..... 12

 A. A Summary Explanation Of Crypto Assets..... 12

 1. Crypto Assets..... 12

 2. The Blockchain 13

 3. Public-Private Key Cryptography 14

 B. The Nature Of The Crypto Assets Held By Celsius..... 15

 1. Bitcoin (BTC) 16

 2. Ether (ETH)..... 16

 3. Celsius’s Token (CEL)..... 18

 4. Stablecoins (USDC, USDT, PUSD) 19

 5. Other Digital Assets (*i.e.*, ADA, DOT, LTC) 20

 6. Centralized Finance (“CeFi”) and Decentralized Finance (“DeFi”) 20

 7. Wrapped Tokens (*i.e.*, WBTC, wETH) 21

 C. Celsius’s Control And Custody Of Crypto Assets..... 21

 D. Celsius’s Founding And Business Model..... 22

 E. The “Earn” Program..... 23

- F. Celsius’s Wallet Structure 24
- V. Celsius’s Creation Of Custody Accounts..... 27
 - A. Celsius’s Creation Of Its Custody Program..... 27
 - B. Regulatory Scrutiny Of Celsius And Others In The Crypto Industry Were A Major Factor In The Decision To Create Custody And Withhold Accounts. 29
 - C. Celsius’s Announcement Of Its Custody Program 40
 - D. Introduction Of “Withhold Accounts” To Users In Nine Non-Custody States..... 42
 - E. The Terms Of Use For Custody Accounts..... 44
 - F. Celsius Relabeled Existing Unused Wallets As Custody Wallets 49
 - G. Celsius’s Initial Funding Of The Custody Wallets 50
 - H. How The Custody Accounts Worked In Practice; What The Customer Saw When Moving Crypto Assets Into And Out Of A Custody Account..... 53
 - I. What The Company Did With User Crypto Assets Transferred Into Custody Accounts 55
 - J. How Celsius Determined And Accounted For Coin Movement In And Out Of Custody 60
 - K. How Celsius Accounted For User Crypto Assets Transferred Into Custody Accounts 65
- VI. The “Withhold” Accounts 70
 - A. Withhold Assets Were Not Treated as Custodial Assets 70
 - B. Celsius’s Communications to Users About Withhold Accounts..... 71
- VII. Custody and Withhold Activity Around The June 12, 2022 Pause 74
 - A. Celsius’s Pause 74
 - B. Custody And Withhold Assets And Liabilities In The Days Immediately Before And After The Pause 76

C. Post-Pause Funding Of Custody Wallets 79

VIII. Conclusion 81

I. Introduction

On September 29, 2022, the Bankruptcy Court appointed Examiner Shoba Pillay to investigate and report on topics related to Debtors Celsius Network LLC and related entities (“Celsius”).¹ In two subsequent Orders, the scope of the Examiner’s investigation has been clarified and expanded to include additional topics.² Two of the topics the Bankruptcy Court directed the Examiner to review are:

- An examination of Debtors cryptocurrency holdings, including a determination as to where the Debtors’ cryptocurrency holdings were stored pre-petition and are stored post-petition, and whether different types of accounts are commingled; and
- An examination as to why there was a change in account offerings beginning in April 2022 from the Earn Program to the Custody Service for some customers while others were placed in a “Withhold Account.”³

Following the Examiner’s appointment, the Bankruptcy Court entered a scheduling order to address claims made by two *ad hoc* groups. These groups

¹ See *Order Approving Appointment of Examiner* dated September 29, 2022 [Dkt. 923]; *Order Directing Appointment of an Examiner Pursuant to Section 1104(c) of the Bankruptcy Code* dated September 14, 2022 [Dkt. 820] (“Examiner Order”). Unless otherwise indicated, all references to the “Dkt.” are to filings found on the docket for the lead case, *In re Celsius Network LLC*, Case No. 22-10964 (MG).

Debtors in this case are Celsius Network LLC; Celsius KeyFi LLC; Celsius Lending LLC; Celsius Mining LLC; Celsius Network Inc.; Celsius Network Limited; Celsius Networks Lending LLC; and Celsius US Holding LLC. For ease of reference, the Interim Report uses “Celsius” to include Celsius Network LLC and its affiliated debtors and debtors-in-possession.

² See *Order Approving Examiner’s Motion to Confirm Examination Scope or Alternatively For Expansion of the Scope of the Examination* dated November 1, 2022 [Dkt. 1260]; *Stipulation and Agreed Order Modifying the Scope of the Examiner’s Order* dated November 14, 2022 [Dkt. 1343].

³ See Examiner Order at ¶ 3.

claim that the crypto assets held in what Celsius called Custody and Withhold accounts are property of the account holders, rather than property of Celsius's bankruptcy estates.⁴ Because of factual overlap between this claim and the Examiner's investigation, the Court directed the Examiner to file an Interim Report addressing the following factual issues:⁵

- how and when the Custody and Withhold wallets were created;
- whether the Custody and Withhold wallets have only ever held Custody and Withhold Coins, respectively, and whether the Custody and Withhold wallets include coins that have been designated as pledged collateral;
- the process by which coins were transferred in and out of Custody and Withhold wallets;
- the balance of assets in Custody and Withhold accounts and Custody and Withhold liabilities in the ten (10) days before and after the pause by coin;
- the number and types of coins that are currently in Custody and Withhold wallets as a step in an unsuccessful attempt to withdraw coins off of the platform (to the extent ascertainable).⁶

This Interim Report addresses these questions and certain related issues within the scope of the Examiner's investigation. Because her investigation is ongoing, the Examiner reserves the right to supplement the Interim Report.

⁴ See *Joint Stipulation and Agreed Scheduling Order By and Among the Debtors, The Committee, The Ad Hoc Groups With Respect to Custody and Withhold Issues* dated October 11, 2022, Adv. Pro. 22-01142 [Dkt. 12].

⁵ *Id.* at ¶ 7.

⁶ *Id.*

II. Executive Summary

In March 2018, Celsius launched its crypto asset-based finance platform. From its inception, Celsius's "core" financial product and the focus of its marketing was the "Earn" program. Under the Earn program, Celsius's customers transferred their crypto assets to Celsius in exchange for "rewards" that Celsius advertised as more attractive than other crypto investment opportunities. Customers could also borrow against crypto assets they deposited⁷ with Celsius, using those assets as collateral. Celsius, in turn, used deposited crypto assets to generate income for Celsius and its operations and growth.

The contract governing the relationship between Celsius and its customers was called its Terms of Use. Celsius revised its Terms of Use eight times from its original Terms of Use dated February 1, 2018, until its last pre-petition Terms of Use dated April 14, 2022. Each of the Terms of Use after September 29, 2020 stated that by depositing crypto to Celsius's Earn program, a customer transferred "all right and title" to their crypto assets to Celsius and that Celsius had the right to pledge, lend, or otherwise transfer or use a customer's crypto assets. When customers transferred crypto assets to Celsius for deposit in an

⁷ This Report uses the term "deposits" to refer to customer transfers of crypto assets from wallets outside of Celsius's control to wallets within Celsius's control, without intending to signal a legal conclusion about crypto assets sent by customers to Celsius. Celsius has used both "deposits" and "transfers" in reference to these transactions. Separately, from a ledger perspective, this report (including the schedules provided in Appendix A) generally uses "deposits" to refer to all inflows into Custody or Withhold accounts, including not only new deposits of crypto assets, but also internal account transfers from a customer's Earn account to a Custody (or Withhold) account at Celsius.

Earn account, the assets were swept from “bridge wallets” identified to a particular customer into a “main” or “aggregator” wallet that held crypto assets received from many sources. Once swept, the assets could no longer be traced back to a particular customer.

Intense regulatory pressure forced Celsius to change its business model. Specifically, in mid-2021, numerous state and federal regulators began investigating whether “Earn” accounts were securities offerings subject to registration requirements. On September 17, 2021, the New Jersey Bureau of Securities ordered Celsius to cease and desist from offering the Earn product to unaccredited investors and from accepting any additional assets into an existing Earn account.

In response, Celsius developed a “Custody” program for its unaccredited U.S. customers, which it launched on April 15, 2022, to meet New Jersey’s deadline for compliance. The Custody program allowed existing customers to continue to receive rewards for their existing Earn accounts but required them to make all future deposits into a Custody account. Crypto assets in a Custody account were not eligible for rewards, and under a new Terms of Use, title remained with the customer; Celsius stated that it would “not transfer, sell, loan or otherwise rehypothecate” those Custody assets.

Due to time pressure and lack of engineering resources, Celsius chose to rely on manual reconciliations and transfers of crypto assets without robust controls for the Custody program, with aspirations of developing a more effective process later. This same time pressure left Celsius without a viable solution for

unaccredited investor customers residing in nine states in which Celsius did not have the proper licenses to offer a Custody program.⁸ Celsius blocked customers in these states from making further deposits to the Earn program, and instead designated post-April 15, 2022 transfers as being made to newly-designated “Withhold accounts.” There was no Terms of Use for Withhold accounts, and although ineligible for rewards, Celsius treated new deposits to these accounts as deployable for its revenue generation. Celsius also did not create separate wallets corresponding to the Withhold accounts and did not segregate or in any other way attempt to treat any crypto assets as the property of Withhold customers.

Celsius kept the Custody program largely confidential until it was announced on April 11, 2022. On the morning of April 15, 2022, when a Celsius U.S. customer logged into their Celsius app, the customer was informed that their default account would now be a Custody account, that all future deposits must be made to a Custody account, and that their existing Earn account would continue to earn rewards. The Celsius app also asked Custody customers to agree to new Terms of Use, which—for those who opted to click through to the actual terms—for the first time stated that ownership of crypto assets in a Custody account remained with the customer and that Celsius would not transfer, sell, loan, or otherwise rehypothecate those crypto assets. In response to inquiries or deposit by unaccredited customers residing in the nine states

⁸ The nine states were: Connecticut, Louisiana, Nebraska, Nevada, New York, North Carolina, Ohio, Vermont, and Washington.

where Celsius could not offer Custody accounts, Celsius informed them that their accounts were now in a Withhold status, that any new coins sent to their accounts would not be credited, and that they should withdraw any such newly-transferred crypto assets from Celsius.

To fund Custody accounts, Celsius moved crypto assets out of its commingled Main wallets into separate wallets designated for the Custody accounts. Because the crypto assets in the Custody wallets all arrived in aggregate transfers from Celsius's commingled Main wallets, Celsius did not treat any particular asset in the Custody wallets as belonging to any particular customer. And due to the decision not to develop a separate Custody infrastructure, when customers transferred new crypto assets into a Custody account, the crypto assets were deposited in the same manner as they had been under the Earn program.

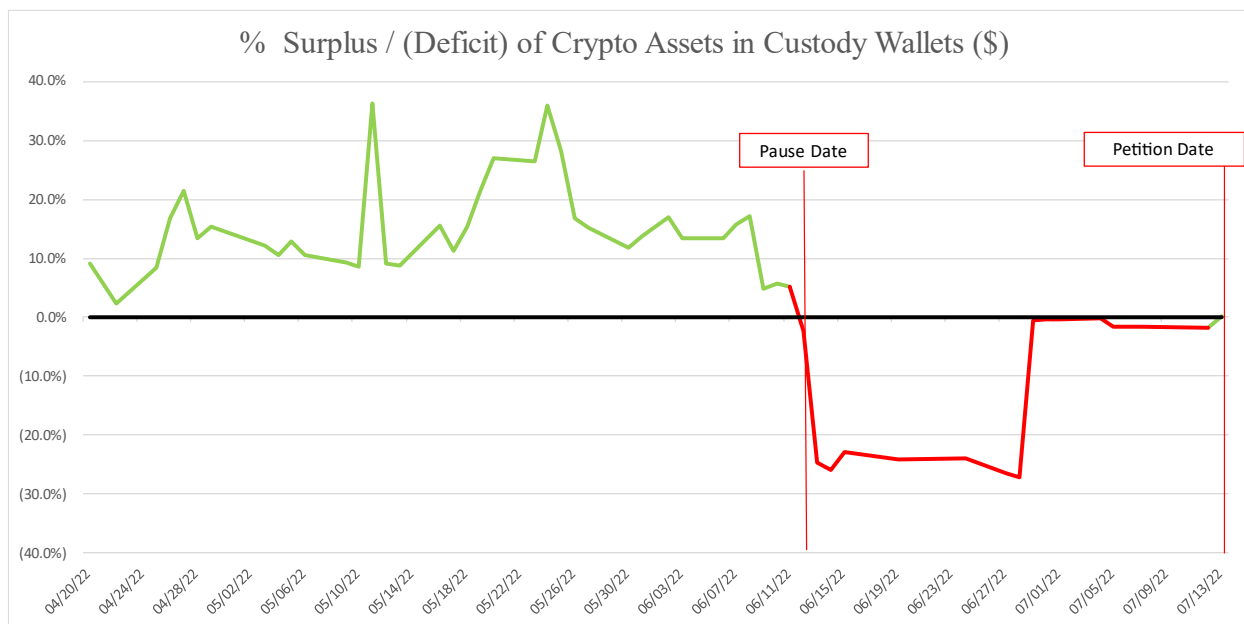
Celsius's Custody program did not automatically balance the number of coins reflected in Custody accounts to the number of coins held in the Custody wallets. Celsius had to manually reconcile those balances. Celsius performed this reconciliation 53 times during the 83-day period between April 20, 2022 (when it first reconciled the Custody wallet holdings to the Custody accounts) and July 12, 2022 (the day before Celsius filed for bankruptcy).⁹ Celsius did not have any memorialized rules or policies to guide this reconciliation process.

⁹ Celsius did not fund any shortfalls between the customer liability for Custody accounts and the assets in the Custody wallets from June 11 – June 27, 2022.

Celsius had a shortfall in its Custody wallets on 16 dates between April 20, 2022 and July 13, 2022. To cover these shortfalls, Celsius moved crypto assets from its Main wallets. And when there was an excess in the Custody wallets, Celsius moved the coins back to its Main wallets.

Beginning in May 2022, Celsius faced liquidity challenges. In its May 2022 Board Minutes, Celsius reported that its “capital sits near zero.” At the same time, between May 9, 2022 and May 24, 2022, customer withdrawals caused Celsius to experience a net loss of over \$1.4 billion in assets. By June 12, 2022, Celsius’s liquidity had dropped to the point where it could no longer honor customer withdrawal requests and Celsius announced that “due to extreme market conditions” it was “pausing all withdrawals.”

Attached as Schedule 2 is a report detailing the surplus or deficit in the Custody wallets beginning on April 20, 2022. As set forth in that Schedule, Celsius’s Custody wallets were overfunded through June 10, 2022, but the Custody wallets became underfunded on June 11, 2022. By June 24, 2022, the Custody wallets were underfunded by \$50.5 million, representing a 24% shortfall. Below is a summary of that information.



Following the Pause, customer account balances in the Withhold and Custody programs continued to increase even though the Pause halted customer withdrawal activity. This occurred because Celsius had limited ability to prevent customers from transferring new crypto assets to its platform, and also because after the Custody program was launched all customers (Earn and Custody) had to use Custody to withdraw their coins. And following the Pause, Celsius’s systems allowed some customers to continue to transfer assets from Earn to Custody, even if it would not allow customers to withdraw assets from Celsius.

Primarily as a result of the delay in funding the Custody wallets, Celsius’s Custody assets were in a deficit position as of June 28, 2022. On that day, beginning with transfers of assets worth approximately \$47.9 million, Celsius began moving coins into the Custody wallets. By the time it filed bankruptcy, the deficit in the Custody wallets had largely been erased. But following Celsius’s bankruptcy filing on July 13, 2022, this deficit returned and as of October 28,

2022, there was a deficit of approximately 3.2 million coins (\$16.9 million) in the Custody wallets.

* * *

This investigation revealed that Celsius reacted to the regulatory scrutiny by launching its Custody program without sufficient accounting and operational controls or technical infrastructure. The Custody accounts did not regularly reconcile with assets held in the Custody wallets; shortfalls in the Custody wallets were funded by the Main wallets, where Earn deposits and other crypto assets were held; and no effort was made to segregate or separately identify any assets associated with the Withhold accounts, which were commingled in the Main wallets. As a result, customers now face uncertainty regarding which assets, if any, belonged to them as of the bankruptcy filing.

III. Investigative Steps

The Examiner engaged in an extensive investigation of the topics addressed in this Interim Report. As described below, the Examiner collected a large volume of data and records, formally interviewed 17 current and former Celsius personnel and customers, and engaged in numerous information-gathering discussions with the various interested parties, including Celsius customers, Celsius, the Unsecured Creditors' Committee, state and federal regulatory agencies, and the *ad hoc* committees.

A. Data And Record Collection From The Debtors

During the examination to date, Celsius, through their counsel Kirkland & Ellis and financial advisors Alvarez & Marsal Consulting, provided the

Examiner with various categories of data and records responsive to the Examiner's requests. In summary, these materials, relied on by the Examiner in preparing this Interim Report, included:

- Celsius organizational charts.
- Celsius product development documents, policies, and procedures, including drafts.
- Celsius Customer Terms of Use.
- Financial and coin reports used by Celsius in its ordinary course of business.
- Reports from Celsius's Fireblocks workspaces.
- Emails and Slack channels in use at Celsius relevant to Interim Report topics.
- Wallet and Asset mapping documents.
- Materials provided by Celsius to state regulatory bodies.
- Investor presentations/decks and Risk and Asset & Liability Committee Meeting Minutes.
- Documents related to transactions on select exchanges.
- Marketing and communications documents.

The Examiner's efforts to collect information, however, were met with several limitations, including delays in the production of the necessary documents. Documents or information responsive to certain requests were not received until days prior to the filing of this Interim Report, and some were not received at all, which may require the Examiner to further supplement the information contained in this Interim Report when she issues her Final Report. Celsius's counsel was transparent with the Examiner and reported multiple reasons for the delays, including the reduction in Celsius's workforce.

In addition, Celsius imposed limitations on interviews of its employee witnesses, including by requesting that the Examiner preview any topics to be covered during the interviews and limiting the time of many interviews to two hours. Further, Celsius claimed privilege over communications between Celsius and the regulators, further limiting her ability to obtain the full scope of relevant facts.

B. Data And Record Collections From Other Parties

The Examiner received additional data and records from the United States Trustee, state regulatory agencies, and the Unsecured Creditors Committee.

C. Witness Interviews

Counsel for the Examiner has interviewed 17 individuals regarding the topics covered in this Interim Report, including 10 current and former Celsius personnel who work or worked in Custody Operations, Custody Innovation, Marketing, Business Processes/Controls, Revenue, Compliance, Engineering, and Treasury.¹⁰ Counsel for the Examiner also interviewed two customers with Withhold Accounts and five customers with Custody Accounts. Several witnesses declined to be interviewed or did not respond to our requests for interviews.

D. Huron Consulting Group

On October 10, 2022, the Examiner engaged Huron Consulting Group to serve as her financial advisor.¹¹ Huron analyzed internal company financial

¹⁰ This Report includes quotes from contemporaneous interview notes. Although every effort was made to be accurate, these are not official verbatim transcripts.

¹¹ See *Order Authorizing Employment of Huron Consulting Services LLC as Financial Advisor for the Examiner Effective as of October 10, 2022*, dated November 1, 2022 [Dkt. 1262].

documents, Fireblocks transactional information, and public Blockchain data to understand Celsius's business operations, its Earn and Custody account programs, and its use of the Withhold designation for certain customer accounts. Using primary source data, including what are known as Freeze Reports, Coin Reports, and Reconciliation Reports (all described further herein), and publicly sourced information, Huron developed charts, tables, and graphs that depict how Celsius held, deployed, and generally moved crypto assets. Huron's review of Celsius's documents and its analysis of coin deployment, movement, and storage supports the topics addressed in this Interim Report.

IV. Background

A. A Summary Explanation Of Crypto Assets.

1. Crypto Assets

Crypto assets, often referred to as "crypto" or "crypto currency," are a form of currency that only exists digitally.¹² Unlike U.S. dollars, which are backed by the U.S. government (known as fiat currency), digital assets do not require government backing and do not rely on the traditional banking system to verify transactions. Instead of being governed by a government central authority (such as the U.S. Federal Reserve Bank), digital assets are governed by users and are thus considered "decentralized." This user-based "peer-to-peer" system enables anyone, anywhere, to send and receive payments digitally without the involvement of a traditional financial institution. Proponents of digital assets

¹² The terms "digital asset," "crypto asset," "cryptocurrency," and "virtual currency" are often used interchangeably.

contend that the decentralized nature of this system is more efficient and reduces the risk of corruption and government overreach.

Crypto assets received the name because they use encryption, known as cryptography, to verify transactions. Advanced computer software is required to store and transmit digital asset data between digital wallets and to digital public ledgers (the blockchain), as explained below. The aim of encryption is to provide security and safety.

2. The Blockchain

Crypto asset transactions are verified and recorded on a digital public ledger known as the blockchain, which functions as an online database that stores records of specific digital transactions. Crypto asset payments exist purely as digital entries on the blockchain. Blocks in the chain are created when crypto asset transactions are verified and recorded in sequential time-stamped batches. The crypto assets at issue in this Report reside on public blockchains, for which the entire history of digital transactions is visible to anyone.

There are many different blockchains and they do not all function the same way. Two primary blockchain architectures are relevant to this Report, explained in more detail below: (i) those that use an “unspent transaction” or “UTXO” model, such as Bitcoin; and (ii) those that use an “account-based” model, such as Ethereum. This distinction impacts how different crypto assets on each blockchain are transferred, tracked, and held.¹³

¹³ The extent to which particular crypto assets are traceable from transfer to transfer depends on the type of blockchain. With account-based blockchains like Ethereum, there is no way to identify which inbound deposit correlates to any particular outbound

Some digital assets like Bitcoin and Ether are native to their own blockchain, but not every crypto asset has its own blockchain. Certain blockchains also enable users to create new crypto assets on that blockchain, so that one blockchain can host many different crypto assets.¹⁴ Many of the assets at issue in this Report, including the CEL token, reside on the Ethereum blockchain.

3. Public-Private Key Cryptography

For both UTXO and account-based blockchains, transfers on the blockchain take place between publicly-visible blockchain digital addresses that appear as a seemingly random string of letters and numbers, such as bc1q2ye2gzrh9utdtdu54cchufm2g8nu29t3ghvgw6. These blockchain addresses are generated and secured with a form of cryptography known as public-private key cryptography. The digital address visible on a public blockchain is derived from the public key, and that digital address and public key can be shared with anyone (and must be shared for others to send *to* that address, like sharing an e-mail address). Each public key is derived from and paired with a private key, which functions like a password. To execute a transaction transferring cryptocurrency *from* a public address, one must enter the private key associated

transfer. With UTXO blockchains, like Bitcoin, it is theoretically possible to trace an incoming deposit to a particular outbound transfer, but the transfer process takes place behind the scenes in automated software, and so any correlation between any user's deposit and any particular subsequent transfer would be coincidental.

¹⁴ Crypto assets native to a blockchain, such as Bitcoin on the Bitcoin blockchain and Ether on the Ethereum blockchain, are known as "coins." Crypto assets issued on top of existing networks, such as the CEL token issued on the Ethereum blockchain, are known as "tokens." The distinction between coins and tokens is not relevant to this Report.

with that particular address.¹⁵ Thus, control of the private key determines control of the crypto assets at the associated public blockchain address. In the market for crypto assets, “custody” typically refers to holding private keys on behalf of customers.¹⁶

A person or entity holding private keys (whether for themselves or on behalf of others) typically deploys one or more technology products and/or security services to assist in holding and managing the private keys. These solutions range from a simple software “wallet” that stores the private keys and keeps track of the blockchain addressee, to hardware that allows the private keys to be maintained offline (referred to as “cold storage” if disconnected from the Internet). In addition, numerous third-party services offer enhanced security solutions.

B. The Nature Of The Crypto Assets Held By Celsius.

Celsius held dozens of different types of crypto assets. For purposes of this Report, we discuss the movement of Celsius’s crypto assets in five broad categories:¹⁷

¹⁵ Most blockchains also support multi-signature functionality, in which a single address would have multiple private keys necessary to effect a transaction, equivalent to needing to use two keys to open a vault.

¹⁶ See, e.g., Office of the Comptroller of the Currency, Interpretive Letter #1170, OCC, at 5 (July 22, 2020), <https://www.occ.gov/topics/charters-and-licensing/interpretations-and-actions/2020/int1170.pdf> (“Therefore, a bank ‘holding’ digital currencies on behalf of a customer is actually taking possession of the cryptographic access keys to that unit of cryptocurrency.”) (last visited Nov. 19, 2022).

¹⁷ See Appendix A, Schedule 3 for a mapping of crypto assets held by Celsius with respect to each of these categories during this time.

1. Bitcoin (BTC)

Bitcoin (BTC) is the most well-known digital asset. It is the native token for the Bitcoin blockchain, which was introduced with the publication of a white paper in 2008 and is generally considered the first blockchain.¹⁸ The Bitcoin blockchain network is designed to perform a single function: record transfers of BTC, which it does by maintaining an unalterable distributed ledger of transactions.¹⁹ The Bitcoin blockchain uses a UTXO protocol to track the BTC movement on the Bitcoin blockchain. In short, a UTXO is a digital ledger entry for crypto assets not yet spent, and a user's digital wallet balance is calculated from the aggregation of UTXOs. Bitcoin wallet software automates this process to facilitate transactions and display the aggregate balance, so users typically do not see the UTXO process.

2. Ether (ETH)

Ethereum is the second largest blockchain and has a native cryptocurrency known as Ether (ETH). In order to use the Ethereum blockchain, the user must spend ETH as "gas" to pay for each transaction they initiate on the Ethereum blockchain.

Unlike Bitcoin, the Ethereum blockchain uses an account-based model. In the account-based model, the aggregate balance of ETH held at each Ethereum blockchain address is kept as a ledger, so that when a user transfers ETH from one address to another, the total ledger balance of each address is

¹⁸ See Nakamoto, Satoshi, Bitcoin: A Peer-to-Peer Electronic Cash System, <https://bitcoin.org/bitcoin.pdf>.

¹⁹ *Id.* at 2-3.

adjusted accordingly. Unlike in the UTXO model, users in the account-based model cannot trace inbound transactions to outbound transactions—the outbound transaction updates the aggregate account balance stored on the Ethereum blockchain, without identifying any particular inputs.

The Ethereum blockchain also provides a mechanism for users to participate in the process of generating new blocks by “staking” (effectively locking up) ETH tokens.²⁰ By staking, users receive a portion of the fees (currently 4.4% APR) captured by the creators of each new block.²¹

Many users (including Celsius) stake ETH through a third party, Lido.²² In exchange for staking ETH with Lido, the user receives an equivalent amount of a separate token, “stETH,” intended to function as a claim check for the staked ETH.²³

At present, it is not possible to “unstake” ETH, but the ability to unstake is planned for a future upgrade of the Ethereum network.²⁴ If that planned upgrade takes place (at a yet-to-be-determined point in the future), users will be able to unstake ETH by exchanging their stETH for ETH. As a result, stETH has a theoretical value equivalent to ETH. However, with no present ability to unstake, the only way to exchange stETH for ETH is in the secondary market,

²⁰ How to Stake Your ETH, Ethereum (last visited November 18, 2022), <https://ethereum.org/en/staking/>.

²¹ *See id.*

²² Stake with Lido, Lido (last visited November 18, 2022), <https://stake.lido.fi/>.

²³ *See id.*

²⁴ Discussion Forum for the Planned Ethereum “Shanghai” Upgrade, Github (last visited November 18, 2022), <https://github.com/ethereum/pm/issues/450> (holding a discussion forum for the planned Ethereum “Shanghai” upgrade).

where stETH trades at a discount to ETH.²⁵ As discussed further below, Celsius’s internal accounting reflects stETH as an “ETH Equivalent.”

3. Celsius’s Token (CEL)

The CEL token does not have its own blockchain; it is an ERC-20 token on the Ethereum blockchain.

The Ethereum blockchain is more complex than the Bitcoin blockchain and does much more than just record transfers of ETH. It also functions as a decentralized computer, enabling users to upload computer code to the blockchain so that all users can access the code and operate it as a form of decentralized application (akin to running “apps” on a cellphone, except that the apps are stored and operated on the public Ethereum blockchain network).²⁶ These programs, often referred to as “smart contracts,” can be used to automate a series of transactions or to perform more complex functions.²⁷

One early smart contract on the Ethereum blockchain contained a template of computer code for users to create their own cryptocurrency tokens and record transactions involving their new tokens by deploying that code on the Ethereum blockchain. The template was published as a proposal with a request for comment (Ethereum request for comment number 20, or “ERC-20”).²⁸ The proposed ERC-20 template made creating new tokens easy (an experienced user

²⁵ See Lido Staked ETH, CoinMarketCap (last visited November 18, 2022), <https://coinmarketcap.com/currencies/steth/steth/eth/>.

²⁶ Ethereum Virtual Machine (EVM), Ethereum (last visited November 18, 2022), <https://ethereum.org/en/developers/docs/evm/>.

²⁷ See *id.*

²⁸ ERC: Token Standard #20, Github (last visited November 18, 2022), <https://github.com/ethereum/EIPs/issues/20>.

can launch a new ERC-20 token in minutes), and the template served as a standard so that any crypto assets created using that template would be compatible with each other. All ERC-20 tokens could be sent to or from standard Ethereum blockchain addresses, and any wallet, exchange, or other software made to interact with ERC-20 tokens could easily interact with any token adopting that standard. Since then, thousands of tokens have been created using the ERC-20 standard.²⁹ CEL is an ERC-20 token deployed on the Ethereum blockchain.³⁰ There are thousands of other ERC-20 tokens, including many of the crypto assets held by Celsius and addressed below.

4. Stablecoins (USDC, USDT, PUSD)

In addition to BTC, ETH, and CEL, Celsius held a number of stablecoins. Stablecoins are crypto assets designed to maintain a stable price pegged to an underlying asset (most commonly, the U.S. Dollar). For U.S. Dollar stablecoins, each token is intended to maintain a value of \$1.00, typically by holding (or purporting to hold) reserves of cash or cash equivalents so that each token is backed 1-to-1 by actual U.S. dollar assets.³¹ Multiple companies have issued U.S. Dollar stablecoins, including USD Coin (“USDC”),³² Tether (“USDT”),³³ and

²⁹ See, e.g., Castor, Amy, Ethereum Tokens Are All the Rage. But What Are They Anyway? (June 17, 2017, updated September 11, 2021), <https://www.coindesk.com/markets/2017/06/17/ethereum-tokens-are-all-the-rage-but-what-are-they-anyway/>.

³⁰ Blockscan Chat Wallet-to-Wallet Instant Messaging Platform, Etherscan (last visited November 18, 2022), <https://etherscan.io/token/0xaaaabe6fe48e54f431b0c390cfaf0b017d09d42d#code>.

³¹ Celsius made no distinction between the treatment of stablecoins versus any other digital asset under its Terms of Use or in its deployment or treatment of the coin.

³² Crypto That’s Held to a Higher Standard, Circle (last visited November 18, 2022), <https://www.circle.com/en/usdc>.

³³ Tether Token, Tether (last visited November 18, 2022), <https://tether.to/en/>.

Pax Dollar (“USDP”).³⁴ Each of these examples is an ERC20 token on the Ethereum blockchain.

5. Other Digital Assets (i.e., ADA, DOT, LTC)

The majority of Celsius’s crypto assets were BTC, ETH, CEL, and stablecoins. However, Celsius also held scores of other crypto assets—a mix of ERC-20 tokens on the Ethereum blockchain, and tokens operating on their own or other blockchains. For example, Celsius held Litecoin (LTC), Bitcoin Cash (BCH), and Dash (DASH), which are separate blockchains derived from the Bitcoin code base and which use a similar UTXO model. Celsius also held Cardano (ADA) and Polkadot (DOT), which are coins on their own blockchains using an account-based model similar to Ethereum. In aggregate, all of these other digital assets comprised a relatively small portion of Celsius’s total crypto assets. The custody and movement of each of these crypto assets is accounted for below, but for purposes of discussion they are grouped into an “other” category.

6. Centralized Finance (“CeFi”) and Decentralized Finance (“DeFi”)

As discussed above, the Ethereum blockchain functions as a virtual machine capable of running computer programs, often referred to as smart contracts. The ERC20 template is an example of a simple smart contract for creating and tracking a token.

³⁴ Pax Dollar, Paxos (last visited November 18, 2022), <https://paxos.com/usdp/>.

Over time, smart contracts have been deployed to automate more complex financial transactions such as exchanging, borrowing, and lending digital assets. The services enabled by smart contracts performing financial transactions on decentralized blockchains are often collectively referred to as decentralized finance, or “DeFi.”³⁵

7. Wrapped Tokens (*i.e.*, WBTC, wETH)

Many DeFi platforms are designed to operate with ERC-20 tokens. To use tokens other than ERC-20 on those DeFi platforms, one must exchange the non-ERC-20 token for a financially equivalent ERC-20 token, otherwise known as a “wrapped” token. For example, a wrapped Bitcoin (“WBTC”) is an ERC20 token pegged to the value of Bitcoin, and supported by a reserve of Bitcoin.³⁶ As discussed further below, Celsius’s internal accounting reflects WBTC as a “BTC Equivalent,” and wETH as an “ETH Equivalent.”

C. Celsius’s Control And Custody Of Crypto Assets

Celsius held and managed its private keys using a security solution and software service provided by Fireblocks.³⁷ Fireblocks offers its customers a

³⁵ DeFi should not be confused with the myriad centralized entities that offer financial services of one kind or another related to crypto assets. Platforms that enable borrowing and lending, such as Celsius, and centralized exchanges such as Coinbase, are not DeFi even though they involve crypto assets, because they are operated by centralized companies and are not automated software operating on decentralized public blockchain networks.

³⁶ WBTC is created using intermediaries and custodians to hold the BTC and issue the WBTC, WBTC (last visited November 18, 2022), <https://wbtc.network/>, while wETH is managed by a smart contract that automatically issues wETH in response to receiving ETH and returns ETH in response to receiving wETH, see Token Wrapped Ether, Etherscan (last visited November 18, 2022), <https://etherscan.io/token/0xc02aaa39b223fe8d0a0e5c4f27ead9083c756cc2#code>.

³⁷ Examiner Interview of Dean Tappen (Coin Deployment Specialist – Celsius, October 6, 2022).

private key security solution known as multi-party computation, or MPC, through which the private key is broken up into shares, encrypted, and divided among multiple parties.³⁸ Fireblocks' software assists in managing and securing the private keys, including storing some encrypted shares of the private keys and facilitating the signing of transactions using those private keys. It leaves custody of the private keys in the hands of its customers, however, in that Fireblocks cannot access the entire private key, and customers have the sole ability to consummate a transaction and the sole responsibility for a back-up of their private keys necessary to recover the wallets (and which would enable the user to access the wallets outside of Fireblocks and transition to another provider).

D. Celsius's Founding And Business Model

Celsius Network Limited was formally incorporated in February 2018.³⁹ By Celsius's own account, it was originally conceived in the summer of 2017 when its founders Alex Mashinsky and S. Daniel Leon first "sketched out their plan for Celsius on a coffee shop napkin."⁴⁰ Celsius launched its platform in March 2018, and it released the first version of its mobile application in June of that year.⁴¹ Celsius adopted the slogan "Unbank yourself," and it advertised that customers could "[d]eposit coins" onto Celsius's platform and then "[b]orrow dollars against"

³⁸ What is MPC (Multi-Party Computation)?, Fireblocks (last visited November 18, 2022), <https://www.fireblocks.com/what-is-mpc/>.

³⁹ Celsius Network Limited, Certificate of Incorporation of a Private Limited Company (February 9, 2018).

⁴⁰ About Us, Celsius (November 9, 2022), <https://celsius.network/about-us>.

⁴¹ *Id.*; Mashinsky Decl, ¶¶ 7, 37.

or “[e]arn interest” on their deposited crypto.⁴² From its inception until April 14, 2022, Celsius’s primary product offering was its “Earn” program.⁴³

As of July 13, 2022 (the “Petition Date”), when it filed for Chapter 11 bankruptcy, Celsius reporting holding \$4.3 billion in assets and reported \$5.5 billion in liabilities, primarily to its customers.⁴⁴

E. The “Earn” Program

The Earn program, as discussed above, enabled customers to deposit crypto assets into an account held by Celsius. Once a customer deposited crypto assets into an Earn account, Celsius “deployed” a portion of those assets in various ways to generate revenue for Celsius.⁴⁵ For example, Celsius loaned BTC and other assets to institutional borrowers, staked assets such as ETH, and deployed other assets in DeFi protocols to obtain yield for deposits.⁴⁶

Celsius solicited Earn customers by offering “rewards” on Celsius-supported crypto asset deposits. These rewards took the form of weekly interest payments, rates of which Celsius set, published on its platform, and periodically adjusted.⁴⁷ Celsius customers generally could elect to receive rewards in one of

⁴² Home, Wayback Machine, Celsius (June 9, 2018), <https://celsius.network/>.

⁴³ Examiner Interview of Roni Cohen-Pavon (Chief Revenue Officer – Celsius, November 15, 2022); Examiner Interview of Katie Osadetz (Senior Manager Product Planning – Celsius, November 16, 2022).

⁴⁴ Mashinsky Dec. ¶16 (July 14, 2022).

⁴⁵ As stated in its Terms of Use, Celsius could “pledge, re-pledge, hypothecate, rehypothecate, sell, lend, or otherwise transfer or use any amount of such Digital Assets.” Mashinsky Terms of Use Decl. at Ex. A-2, §14 (March 5, 2020).

⁴⁶ Examiner Interview of Roni Cohen-Pavon (Chief Revenue Officer – Celsius, November 15, 2022).

⁴⁷ According to the Celsius Terms of Use, digital assets were eligible for rewards only if they: (1) were not being used as collateral for loans, (2) were not transferred to another

two ways: (1) “in-kind,” meaning in the form of the same crypto asset the customer had deposited with Celsius; or (2) in CEL,⁴⁸ an ERC-20 token Celsius created in March 2018.⁴⁹ CEL rewards carried higher interest rates; but, according to Chief Revenue Officer Roni Cohen-Pavon, Celsius intended to “lock” CEL rewards for a one-year period and not let customers withdraw or swap CEL during that time.⁵⁰ Attached as Appendix B is an example (from January 2022) of how Celsius posted its rewards on its website.

F. Celsius’s Wallet Structure

To transfer assets into the Earn program, customers sent crypto assets from an outside source (such as another digital wallet they controlled, or from an account at an exchange) to a blockchain address Celsius provided for the deposit. The deposit was reflected almost immediately in the customer’s Celsius account, and the account was updated weekly to reflect the addition of rewards at the then-posted rate. To withdraw assets (up until June 2022, when withdrawals were paused), the customer specified a destination blockchain address to which the assets should be transferred; from the customer’s perspective, the assets were sent to the specified address, and concurrently deducted from the customer’s Celsius account.

Celsius user, and (3) were not requested for external transmission. Mashinsky Terms of Use Decl. at Ex. A-2, §14 (March 5, 2020).

⁴⁸ Celsius Networks, General Terms of Use (July 22, 2021).

⁴⁹ The ability to earn CEL as a reward for non-CEL tokens first became available in January 2022, and was limited to non-U.S. customers and certain accredited U.S. investors.

⁵⁰ The Examiner’s analysis of the CEL token is ongoing, and not within the scope of this Report.

The internal process at Celsius was more complicated. Celsius created a unique blockchain address (called a “bridge” wallet) for each customer and for each type of deposited asset. A customer was assigned more than one bridge wallet if she deposited crypto assets on different blockchains (*e.g.*, Ethereum wallet for ETC and ERC-20 token deposits, and a Cardano wallet for deposits of that blockchain’s native token). Celsius owned these wallets and used them to identify the customer and her deposit history when receiving deposits.⁵¹

Typically soon after a customer deposited her crypto assets in her individual bridge wallet, Celsius “swept” into one of Celsius’s commingled wallets, known as “aggregator” or “Main” wallets.⁵² As a general matter, there was a single commingled wallet for each asset type, so, for example, all ETH and ERC-20 assets were swept into a single aggregator wallet on the Ethereum blockchain and all ADA was swept into a single wallet on the Cardano blockchain.⁵³ The crypto assets in these aggregator wallets were considered part of “Treasury” at Celsius and, subject to a liquidity reserve, the assets in Treasury were considered available for Celsius to deploy to generate revenue, such as for institutional lending or to DeFi protocols.⁵⁴

⁵¹ Examiner Interview of Dean Tappen (Coin Deployment Specialist – Celsius, October 13, 2022).

⁵² Examiner Interview of Dean Tappen (Coin Deployment Specialist – Celsius, October 13, 2022).

⁵³ There were multiple co-mingled Bitcoin wallets, as discussed further below.

⁵⁴ Examiner Interview of Dean Tappen (Coin Deployment Specialist – Celsius, November 16, 2022).

In other words, while each customer's account reflected the specific number of each asset deposited (plus rewards), Celsius did not have a specific wallet holding the specific assets the customer had deposited. Consequently, when a customer sought to withdraw assets off the Celsius platform, Celsius effectuated the withdrawal by transferring assets from a set of commingled wallets referred to as "frictional" wallets⁵⁵ to the customer's specified external wallet. The frictional wallets were not unique to each user and were pre-funded to facilitate transfers directly to multiple customers. If the frictional wallets contained insufficient assets to satisfy withdrawal needs, additional assets were moved from Main wallets to the frictional wallets. But ultimately, all of the crypto assets that Celsius transferred to customers when customers made withdrawals came from a frictional wallet.⁵⁶

According to Celsius, beginning in late 2019, all of the crypto assets under Celsius's control and not pledged as collateral or on deposit at an exchange, were maintained using the Fireblocks platform.⁵⁷ Fireblocks enabled Celsius to establish one or more "workspaces" to manage crypto asset blockchain addresses. Celsius maintained multiple workspaces, each with its own permissions. These permissions determined access to that workspace, and imposed limitations on the use or transfer of assets from that workspace.⁵⁸ The

⁵⁵ Examiner Interview of Dean Tappen (Coin Deployment Specialist – Celsius, November 16, 2022).

⁵⁶ Examiner Interview of Dean Tappen (Coin Deployment Specialist – Celsius, November 16, 2022).

⁵⁷ Celsius, UCC-CL Request – Security, at 1-3 (July 30, 2022).

⁵⁸ Examiner Interview of Nuke Goldstein (Former Chief Technology Officer – Celsius, November 17, 2022).

following is a list of Celsius’s workspaces as of the Petition Date, pulled from Celsius’s internal wallet list:

Workspace Name
Celsius - Custody Production
Celsius – Playground
Celsius DeFi (US)
Celsius Mining (US)
Celsius Network EU UAB (LT)
Celsius Network Finance
Celsius Network Limited (UK)
Celsius Network LLC (US)
Celsius OTC

All assets held by Celsius as part of its Custody program were held in the various wallets (by coin type) in the “Custody Production” workspace. The “Playground,” “DeFi,” and the four “Celsius Network” workspaces were all a part of Celsius’s Treasury, meaning the assets in the wallets in those workspaces were available for Celsius’s general deployment activities.

V. Celsius’s Creation Of Custody Accounts

A. Celsius’s Creation Of Its Custody Program

From its inception, Celsius’s Earn program was its primary customer product and the focus of its marketing efforts.⁵⁹ On April 11, 2022, Celsius announced a fundamental change to its business model effective April 15, 2022: the launch of its self-styled “Custody Solution.” The hallmarks of this new

⁵⁹ Examiner Interview of Roni Cohen-Pavon (Chief Revenue Officer – Celsius, November 15, 2022); Celsius Networks, GTM Brief (April 23, 2022) CEL_EXAM-00010222 (“Celsius’ core product has always been our traditional lending services that generates yield for customers who bring their crypto to our platform.”); Examiner Interview of Katy Osadetz (Senior Manager Product Planning – Celsius, November 16, 2022).

Custody offering, as explained by Celsius in its initial public communications on the subject, were as follows:

1. That “[a]ll coins transferred to Celsius by users in the United States prior to April 15, 2022, will continue to earn rewards. Those existing coins will continue to earn rewards for as long as they remain in their Earn accounts.”⁶⁰
2. “On April 15, 2022, Celsius will be launching a new Custody solution for users in the United States. Custody will serve as the centerpiece of your home for crypto, providing a secure way to navigate across Celsius’ products, including store, access, borrow, spend, earn and grow.”⁶¹
3. “New transfers made by non-accredited investors in the United States will be held in their new Custody accounts and will not earn rewards. Non-accredited investors can continue to swap, borrow, and transfer within their Custody accounts based on their local jurisdiction.”⁶²
4. “Verified accredited investors in the United States will be able to add new coins into their Earn accounts, where they will continue to earn rewards.”⁶³
5. “Users located outside of the United States will be unaffected by these changes. They will continue to have access to all of the products and services available to them prior to these changes.”⁶⁴
6. In a footnote, Celsius stated that that “users in some US jurisdictions will not have access to the Custody service at this point due to local licensing requirements.”⁶⁵ This subset of users, who would come to be known as Celsius’s “withhold” customers is discussed in more detail in Section VI.

⁶⁰ Important Celsius Update for Our Users in the United States, Celsius (April 11, 2022), <https://celciusnetwork.medium.com/important-celsius-update-to-our-us-clients-6df471420cc7>.

⁶¹ *Id.*

⁶² *Id.*

⁶³ *Id.*

⁶⁴ *Id.*

⁶⁵ *Id.*

B. Regulatory Scrutiny Of Celsius And Others In The Crypto Industry Were A Major Factor In The Decision To Create Custody And Withhold Accounts.

The Custody program went into effect on April 15, 2022, but its genesis can be traced back to May 2021, when multiple state securities regulators began investigating the Earn program, on suspicion that Celsius was offering an unregistered security in violation of state laws.⁶⁶ Beginning in May 2021, regulators in New Jersey,⁶⁷ Texas,⁶⁸ and Kentucky⁶⁹ served Celsius with document requests. By August 2021, four more states—Arkansas,⁷⁰ Oklahoma,⁷¹ Pennsylvania,⁷² and Washington⁷³—plus the U.S. Securities and

⁶⁶ Debtors' counsel advised the Examiner that Celsius sought to engage cooperatively with regulators in pursuit of a global settlement, and has taken the position that communications in furtherance of that engagement qualify as confidential settlement discussions.

⁶⁷ New Jersey Office of the Attorney General, Bureau of Securities, Letter re: Celsius Network Limited, Its Parents, Subsidiaries, or Affiliates, Including the Rewards Program (May 14, 2021), CEL-UCC-00068302; *see also* Letter from Celsius Responding to New Jersey Bureau of Securities (Aug. 9, 2021), CEL-UCC-00023190.

⁶⁸ Texas State Securities Board, Letter re: Interest-Bearing Cryptocurrency Deposit Accounts (May 14, 2021), CEL-UCC-00068050; Letter from Celsius Responding to Texas State Securities Board (June 11, 2021), CEL-UCC-00023339.

⁶⁹ Kentucky Public Protection Cabinet, Department of Financial Institutions, Letter re: Celsius Network Limited/Case #392023 (May 26, 2021), CEL-UCC-00068304; Letter from Celsius Responding to Kentucky Public Protection Cabinet (July 16, 2021), CEL-UCC-00023248.

⁷⁰ Arkansas Securities Department, Letter to Celsius Network (June 25, 2021), CEL-UCC-00068314.

⁷¹ State of Oklahoma, Department of Securities, Letter re: Request for Information (July 27, 2021), CEL-UCC-00068978; Letter from Celsius Responding to Oklahoma Department of Securities (Oct. 1, 2021), CEL-UCC-00018300.

⁷² Pennsylvania Department of Banking and Securities, Letter re: Celsius Network, LLC Docket #2021-08-004 (August 24, 2021), CEL-UCC-00068066; Letter from Celsius Responding to Pennsylvania Department of Banking and Securities (Docket No. 2021-08-004) (September 17, 2021), CEL-UCC-00023296.

⁷³ State of Washington, Department of Financial Institutions Securities Division, Letter re: Celsius Network Limited, Celsius Network LLC (DFI No. 54192) (July 29, 2021), CEL-

Exchange Commission (“SEC”)⁷⁴ had served Celsius with requests for documents or subpoenas. And by mid-September 2021, two states had announced cease-and-desist actions against Celsius in relation to its Earn accounts: New Jersey⁷⁵ and Kentucky.⁷⁶ Following these actions, Celsius received demands for additional documents from Alabama,⁷⁷ Pennsylvania,⁷⁸ and the SEC,⁷⁹ and new requests from regulators in Massachusetts and New York.⁸⁰ Texas filed and served a hearing notice related to its formal request to a state court to enforce a

UCC-00068056; Letter from Celsius Responding to Washington Securities Division (Aug. 31, 2021), CEL-UCC-00023264.

⁷⁴ Securities and Exchange Commission, Letter re: In the Matter of Certain Digital Asset Lending Platforms, HO-14301 (July 23, 2021), CEL-UCC-00068085; Letter from Celsius Responding to SEC (Aug. 23, 2021), CEL-UCC-00022923.

⁷⁵ New Jersey Bureau of Securities Orders Cryptocurrency Firm Celsius to Halt the Offer and Sale of Unregistered Interest-Bearing Investments, New Jersey Office of the Attorney General (September 17, 2021), [https://www.nj.gov/oag/newsreleases21/Celsius-Order-9.17.21.pdf](https://www.njoag.gov/new-jersey-bureau-of-securities-orders-cryptocurrency-firm-celsius-to-halt-the-offer-and-sale-of-unregistered-interest-bearing-investments/#:~:text=Celsius%20and%20similar%20companies%20are,the%20Federa%20Deposit%20Insurance%20Corporation; State of New Jersey, Bureau of Securities, Summary Cease and Desist Order (September 17, 2021), https://www.nj.gov/oag/newsreleases21/Celsius-Order-9.17.21.pdf).

⁷⁶ Emergency Order to Cease and Desist, Kentucky Department of Financial Institutions (September 23, 2021), <https://kfi.ky.gov/Documents/Celsius%20Network%20LLC%202021AH00024.pdf>. Kentucky issued an emergency order to cease and desist against Celsius. This resulted in Celsius ceasing to accept deposits from Kentucky residents on October 12, 2021. Examiner Interview of Yarden Noy (Head of Regulation – Celsius, November 13, 2022).

⁷⁷ Letter from Alabama Securities Commission to Celsius (Sept. 13, 2021), CEL-UCC-00068318 (No custodian listed); Letter from Celsius Responding to Alabama Securities Commission (Oct. 7, 2021), CEL-UCC-00000142.

⁷⁸ Letter from Celsius Responding to Pennsylvania Bureau of Securities Compliance and Examinations (Feb. 14, 2022), CEL-UCC-00022765.

⁷⁹ Letter from Celsius Responding to SEC (Nov. 3, 2021), CEL-UCC-00023024; Letter from Celsius Responding to SEC (Dec. 3, 2021), CEL-UCC-00023040; Letter from Celsius Responding to SEC (Jan. 18, 2022), CEL-UCC-00023043.

⁸⁰ Letter from Celsius Responding to Massachusetts Securities Division (Oct. 29, 2021), CEL-UCC-00004650; Letter from Celsius Responding to New York State Attorney General (Nov. 1, 2021), CEL-UCC-00015723.

cease-and-desist order against Celsius.⁸¹ Washington state also filed a “statement of charges” that has been continued indefinitely.⁸²

At around the same time, federal and state regulators were pursuing a similar investigation of cryptocurrency lender and Celsius competitor BlockFi, in connection with its interest-bearing cryptocurrency lending product. In a July 19, 2021 cease-and-desist order, New Jersey deemed BlockFi’s lending product to be a security and, because it was unregistered, charged BlockFi with violating the Investment Company Act of 1940.⁸³ Yarden Noy, Celsius’s Head of Regulations, stated that Celsius closely followed and was influenced by the SEC’s actions against BlockFi.⁸⁴

On February 14, 2022, the SEC announced a “first-of-its-kind” settlement with BlockFi. In a joint resolution, BlockFi paid a penalty of \$50 million to the SEC, agreed to cease offering the unregistered lending product, and paid an additional \$50 million in fines to resolve parallel actions in 32 states.⁸⁵

⁸¹ Notice of Administrative Hearing, Texas State Securities Board (Sept. 17, 2021), https://www.ssb.texas.gov/sites/default/files/2021-09/20210917_FINAL_Celsius_NOH_js_signed.pdf.

⁸² Examiner Interview with Yarden Noy (Head of Regulation – Celsius, November 13, 2022).

⁸³ Summary Cease and Desist Order, New Jersey Bureau of Securities (July 19, 2021), <https://www.nj.gov/oag/newsreleases21/BlockFi-Cease-and-Desist-Order.pdf> (last visited Nov. 19, 2022).

⁸⁴ Examiner Interview of Yarden Noy (Head of Regulation – Celsius, November 13, 2022).

⁸⁵ BlockFi Agrees to Pay \$100 Million in Penalties and Pursue Registration of its Crypto Lending Product, U.S. Securities and Exchange Commission (February 14, 2022), <https://www.sec.gov/news/press-release/2022-26>.

Following the BlockFi settlement, the SEC issued additional subpoenas to Celsius for records.⁸⁶ In response to the regulatory scrutiny, Celsius began developing its Custody product. According to Mr. Pavon, Celsius initially began thinking about Custody in August 2021, intending to ensure Celsius’s continued viability in the U.S. if it could no longer offer Earn to unaccredited investors.⁸⁷ Mr. Pavon said that, at its inception, the decision to create Custody was driven “mostly about number and effect on growth.”⁸⁸

When Celsius publicly announced the Custody program on April 11, 2022, it stated,

As we have previously acknowledged, Celsius has been working closely with regulators around the world. It is our intention to be as transparent with our community as possible. More specifically, we have been in ongoing discussions with the United States regulators regarding our Earn product. As a result, there will be changes to the way our Earn product will work for users based in the United States.⁸⁹

Juwon Layiwola, a Celsius director, explained that Celsius came up with the Custody product to enable Celsius to keep the assets on the platform and allow new users to create accounts but not run afoul of regulators.⁹⁰ Likewise, a former

⁸⁶ CEL-UCC-00068132 (Subpoena from SEC to Celsius, Apr. 6, 2022); CEL-UCC-00068106 (Subpoena from SEC to Celsius, Jan. 19, 2022); Letter from Celsius Responding to SEC (Apr. 28, 2022), CEL-UCC-00023171.

⁸⁷ Examiner Interview of Roni Cohen-Pavon (Chief Revenue Officer – Celsius, November 15, 2022).

⁸⁸ Examiner Interview of Roni Cohen-Pavon (Chief Revenue Officer – Celsius, November 15, 2022).

⁸⁹ Important Celsius Update for our Users in the United States, Celsius (April 11, 2022), <https://celciusnetwork.medium.com/important-celsius-update-to-our-us-clients-6df471420cc7>.

⁹⁰ Examiner Interview of Juwon Layiwola (Director – Celsius, October 24, 2022).

Celsius employee, who was in a leadership position (hereinafter referred to as “the former Celsius employee”), described the change as a “predominantly defensive play” to “keep the assets with us, retain some sort of relevance.”⁹¹ And Oren Blonstein, Celsius’s former Head of Innovation and Chief Compliance Officer, commented that regulatory considerations were the “driving force”—although not sole factor—in Custody’s creation.⁹² As Mr. Noy succinctly stated: “Given the regulators, we came up with Custody.”⁹³

The New Jersey cease-and-desist order proved particularly impactful to Celsius’s business. While New Jersey agreed to extend the effective date of its order multiple times,⁹⁴ the existence of this deadline significantly impacted how Celsius was able to develop and implement its Custody program. The initial working title for the Custody program was “Custody First,”⁹⁵ and it was part of a series of other regulatory reforms known internally as “Project Phoenix.” Project

⁹¹ Examiner Interview (Former Employee – Celsius, November 3, 2022).

⁹² Examiner Interview of Oren Blonstein (Chief Compliance Officer and Head of Innovation – Celsius, November 4, 2022).

⁹³ Examiner Interview of Yarden Noy (Head of Regulation – Celsius, November 13, 2022).

⁹⁴ The initial deadline for the New Jersey cease-and-desist was November 1, 2021; on October 29, 2021, the New Jersey Bureau extended the effective date to December 10, 2021. State of New Jersey Bureau of Securities, Summary Cease and Desist Order-Second Extension, In the Matter of: Celsius Network, LLC (December 2, 2021). On December 6, 2021, the effective date was further extended to February 16, 2022. *Id.* Further extensions were granted to March 31, 2022, and finally April 15, 2022. Examiner Interview of Katy Osadetz (Celsius – Senior Manager of Product Planning, November 16, 2022).

⁹⁵ Celsius, Custody First PowerPoint (December 2021).

Phoenix covered four initiatives: Know-Your-Customer (KYC); Accredited Investors (AI); Restrictions;⁹⁶ and Custody.⁹⁷

According to a December 2021 presentation prepared by David Ogilvy, the former Head of Custody Innovation, “Custody First” was to be “a neutral custody layer that will be out of scope for rehypothecation and yield (shall not [be] a security) that user crypto assets can be held in before transfer to a suitable product.”⁹⁸ One of the perceived benefits of Custody, as conceptualized, was that Celsius could “strategically [] offer [its] products in various jurisdictions and ... easily adjust the product offering to ensure we are in compliance with any local regulatory requirements.”⁹⁹ That is, “[a]ll retail deposits w[ould] go to the custody account first (‘Custody First’),”¹⁰⁰ making it “the key entry point product.”¹⁰¹ Ogilvy’s December 2021 presentation illustrated the change in approach:¹⁰²

⁹⁶ “Restrictions” applied to those states where Celsius could not provide Earn or Custody programs (i.e., the Withhold States). Examiner Interview of Yarden Noy (Head of Regulation – Celsius, November 13, 2022).

⁹⁷ Layiwola, Juwon, Email re: Project Phoenix: Introduction (January 13, 2022), CEL_EXAM-000000274.

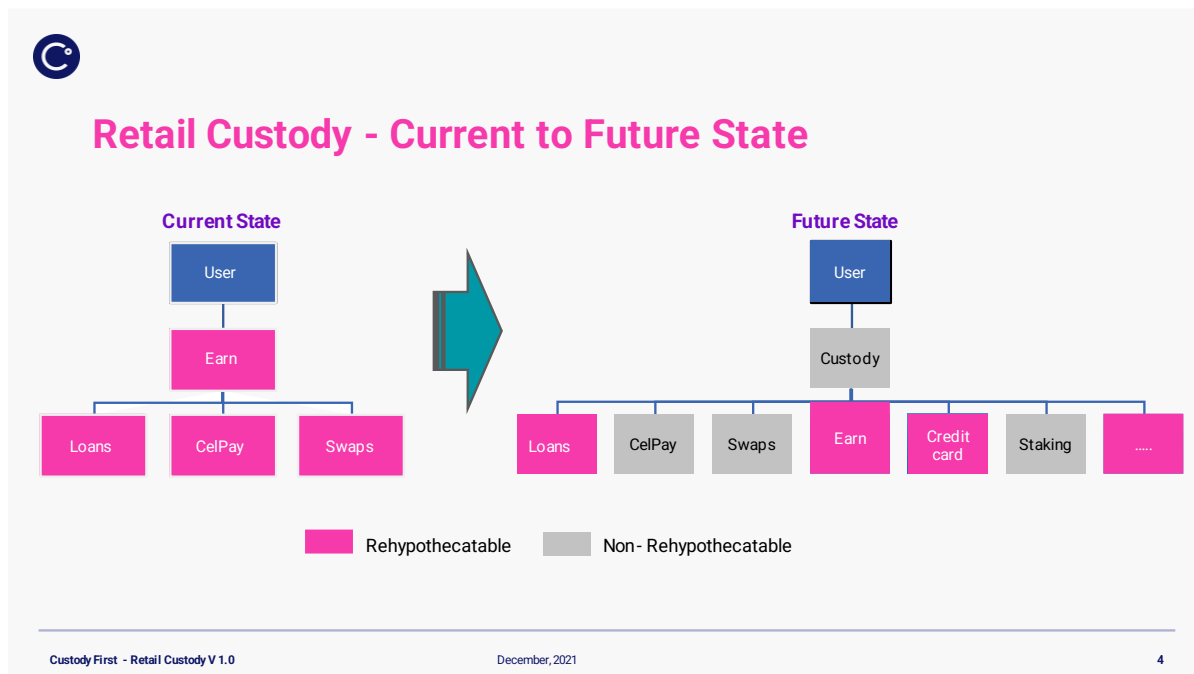
⁹⁸ Celsius, Custody First PowerPoint (December 2021).

⁹⁹ Celsius, Custody First PowerPoint (December 2021).

¹⁰⁰ *Id.*

¹⁰¹ Celsius, Project Phoenix Retail Custody Project Overview, Version 1.

¹⁰² Custody First PowerPoint Presentation (December 2021).



Under the contemplated Custody product, new customer deposits would be swept directly from the customer’s “bridge wallet” to wallets holding only assets designated for the Custody program.¹⁰³

Time pressures affected the execution of Celsius’s plan. While New Jersey agreed to extend the effective date of its order multiple times, by December 2021, New Jersey regulators informed Celsius that the cease-and-desist order would become effective and require Celsius to cease offering the Earn program to unaccredited U.S. investors by February 16, 2022 (that deadline eventually moved to April 15, 2022).¹⁰⁴ New Jersey took the position that Celsius’s nationwide Earn program was offered “from” New Jersey because Celsius’s

¹⁰³ Examiner Interview of Yarden Noy (Head of Regulation – Celsius, November 13, 2022).

¹⁰⁴ New Jersey Bureau of Securities, Summary Cease and Desist Order – Second Extension (December 6, 2022), https://www.njconsumeraffairs.gov/Actions/Celsius_2ndextension_6Dec2021.pdf#search=celsius.

registered office was located in New Jersey, meaning that New Jersey’s cease-and-desist order would have nationwide effect and require Celsius to shut down its Earn program for all unaccredited U.S. investors.¹⁰⁵ As a result, Mr. Blonstein felt Celsius had no choice but to introduce the Custody program before the New Jersey deadline, even if not fully developed.¹⁰⁶

While Celsius began developing the Custody program months earlier, Mr. Layiwola, who led the project’s development, stated that “the real work did not start until February 2022” due to the fact that Celsius was “always” short on software developers to do the necessary work to roll out new programs.¹⁰⁷ Celsius Co-Founder and former Chief Technology Officer Nuke Goldstein, who was brought in to oversee the engineering of the Custody product at the end of January 2022, noted that at that time, Celsius was still evaluating how the Custody product would work.¹⁰⁸ Celsius employees who worked on Custody universally cited time constraints as the reason why the Custody program launched in April 2022 differed in fundamental ways from previously-contemplated implementation. Mr. Noy explained that Custody’s “technical limitations” were “due to time constraints” created by the impending New Jersey cease and desist order.¹⁰⁹ According to Mr. Layiwola, Celsius had a

¹⁰⁵ Examiner Interview of Yarden Noy (Head of Regulation – Celsius, November 13, 2022).

¹⁰⁶ Examiner Interview (Former Employee, November 3, 2022); *see also* Blonstein, Oren, Email Meeting Invitation re: Shut down of US operations if custody solution not live by 31-Mar (January 1, 2022), CEL_EXAM-00000573.

¹⁰⁷ Examiner Interview of Juwon Layiwola (Director – Celsius, October 24, 2022).

¹⁰⁸ Examiner Interview of Nuke Goldstein (Co-Founder, Former Chief Technology Officer – Celsius, November 17, 2022).

¹⁰⁹ Examiner Interview of Yarden Noy (Head of Regulation – Celsius, November 13, 2022).

Hobson's choice: It could either launch the Custody product it had developed as of the April 15, 2022 deadline ("real work" on which did not commence until February 2022); or it could stop accepting crypto assets in any form from non-accredited U.S. investors.¹¹⁰ Mr. Pavon concurred, explaining that Celsius's options were "[e]ither you shut down and tell clients, 'we're running innovations, come back in a month,' or you do the best you can, which is my understanding of what they've done in retrospect."¹¹¹

Celsius's contemporaneous internal communications corroborate these statements. On January 27, 2022, former Engineering Director Steven Koprivica, informed members of the Custody working group of a meeting he attended with Celsius management, including Nuke Goldstein, regarding the status of Custody's development.¹¹² Mr. Koprivica summarized management's message to the product development team as: "[G]o back to blackboard, do the minimum of all minimums, this may be manual for the start, involve less developers, lets discuss deadlines."¹¹³ Mr. Goldstein recalled that meeting, when he authorized a manual reconciliation to match assets (actual wallet funds) and liabilities (customer account balances) in the Custody program in lieu of an automated system; because of this manual process, he noted that an excess "buffer" was

¹¹⁰ Examiner Interview of Juwon Layiwola (Director – Celsius, October 24, 2022).

¹¹¹ Examiner Interview of Roni Cohen-Pavon (Chief Revenue Officer – Celsius, November 15, 2022).

¹¹² See Koprivica, Steven, Custody Slack Channel (January 27, 2022), CEL_EXAM-00000106.

¹¹³ *Id.*

conceived to give Celsius a “margin for error.”¹¹⁴ Based on this direction, Mr. Koprivica concluded that the preexisting development plan for the Custody program was “no longer valid.”¹¹⁵

The time pressure manifested in a product different from that originally conceived. Earlier in the project’s development, Celsius planned “a full Custody” and fully automated product through GK8 (which Celsius acquired in November 2021 to ultimately provide custodial services for all of Celsius’s crypto asset holdings) that would integrate the Fireblocks system.¹¹⁶ In the end, however, and as explained in more detail below, the program was heavily manual and dependent on Celsius employees, not only to track assets in the Custody wallets, but also to move deposited crypto assets into those wallets. Similarly, Celsius’s original plan was that Custody customers would be able to deposit directly into the Custody wallets.¹¹⁷ Instead, as also discussed below, when the Custody program launched on April 15, 2022, Celsius swept assets designated for the Custody program from the customer’s “bridge” wallet into Celsius’s Main wallets (*i.e.*, the same wallets into which deposits were made in the Earn program). Mr. Blonstein recalled that changing the flow of coins to go first into Custody rather

¹¹⁴ Examiner Interview of Nuke Goldstein (Co-Founder and Former Chief Technology Officer – Celsius, November 17, 2022).

¹¹⁵ *Id.*

¹¹⁶ Examiner Interview of Juwon Layiwola (Director – Celsius, October 24, 2022).

¹¹⁷ Examiner Interview of Yarden Noy (Head of Regulation – Celsius, November 13, 2022).

than Main wallets created “a lot of concern regarding the complexity and time to implement the program.”¹¹⁸

From Celsius’s perspective, while the Custody product may not have been ideal,¹¹⁹ Celsius’s managers believed it would satisfy their immediate goals of: (i) addressing the regulators’ concerns by at least initially holding non-accredited investors’ assets in an aggregated pool of assets that would be segregated in the Fireblocks workspace, would not be subject to deployment, and could be returned to customers upon request; and (ii) keeping the non-accredited investor customers on the Celsius platform where they would be able to access Celsius’s other revenue-generating products, such as Borrow and Swap, while Celsius worked on a long-term solution.¹²⁰

As the Custody launch date grew closer, however, Celsius employees discussed internally whether the Custody program was truly custodial. As Mr. Layiwola explained, during the program’s development, it was determined that Celsius could not, in the time allotted, devote the resources necessary to create a “pure custody” product,¹²¹ meaning that Celsius would still store the assets in commingled Celsius wallets, without segregating each customer’s crypto assets

¹¹⁸ Examiner Interview of Oren Blonstein (Chief Compliance Officer – Celsius, November 4, 2022).

¹¹⁹ As one former employee involved in the launch said, the Custody program was successful from a product perspective because it “went live and nothing went wrong.” Examiner Interview (Former Employee – Celsius, November 3, 2022).

¹²⁰ Examiner Interview (Former Employee – Celsius, November 3, 2022).

¹²¹ Examiner Interview of Juwon Layiwola (Director – Celsius, October 24, 2022).

or correlating the aggregate assets with the total customer balance.¹²² Mr. Layiwola also stated that other titles for the program were considered (such as default wallet) at least in part because there was no “common understanding” of the concept of custody between team members with a “finance background” and those without,¹²³ but that Celsius stuck with the “Custody” title based on Celsius’s “future plans for the program.”¹²⁴ Celsius did not consider creating a Custody wallet for each Custody customer. In fact, Mr. Noy did not recall that idea ever being suggested.¹²⁵

C. Celsius’s Announcement Of Its Custody Program

Celsius did not want to announce its Custody program until its launch was imminent for two reasons: first, the regulatory deadline might change, thereby changing the timing of the launch; and second, customers might “move on.”¹²⁶ As a result, Celsius limited the number of its employees who were aware of Custody’s launch until shortly before the public announcement on April 11, 2022.¹²⁷ Relatedly, as one employee explained, there was no

¹²² Leon, S. Daniel, Email re *retail* and GK8 next steps – Jan. 4 Meeting, CEL_EXAM-00000229-30; Examiner Interview (Former Employee, November 3, 2022).

¹²³ Examiner Interview of Juwon Layiwola (Director – Celsius, October 24, 2022).

¹²⁴ Examiner Interview of Juwon Layiwola (Director – Celsius, October 24, 2022).

¹²⁵ Examiner Interview of Yarden Noy (Head of Regulation – Celsius, November 13, 2022).

¹²⁶ Examiner Interview of Katy Osadetz (Senior Manager Product Planning – Celsius, November 16, 2022). In recognition of the potential financial impact of the transition from Earn to Custody, Celsius developed new data in its internal trackers to monitor changes in new registrations/deposits. See Celsius, ExCo Dash; Examiner Interview of Juwon Layiwola (Director – Celsius, November 17, 2022).

¹²⁷ Examiner Interview of Katy Osadetz (Senior Manager Product Planning – Celsius, November 16, 2022); Osadetz, Katy, Slack (March 10, 2022), CEL_EXAM-00000004 (“Tushar stressed the sensitivity of this project, even within the organization. No advanced comms prior to regulatory announcement. Everything will trickle down from that announcement and our response.”); Osadetz, Katy, Slack (March 11, 2022)

“centralized plan” for communications regarding Custody, attributed to the fact that “Custody has no value proposition” for Celsius and “offers no security benefit” for the customer.¹²⁸ Consequently, “[Celsius] never tried to market it as this amazing product.”¹²⁹ Instead, Celsius’s messaging surrounding the Custody launch focused on exposing Celsius customers to Celsius’s other, non-Earn services such as Swap, Borrow, and eventually a planned credit card.¹³⁰ Stated differently, “the metric was customer retention” by “marketing our company and brand as a whole.”¹³¹

Consistent with the recollection of Celsius’s employees, Celsius did not publicize its Custody program until April 11, 2022, four days before the program went live on April 15, 2022. Celsius broadcast its announcement through its blog, its Twitter account, and emails to customers. The announcement generally informed customers that: (1) all deposits into Earn made prior to April 15, 2022 would stay in Earn (barring the customer taking some other action); (2) all deposits made on or after April 15, 2022 by U.S. customers would be placed in the Custody program; (3) accredited U.S. investors could chose to move those deposits into the Earn program; and (4) non-accredited U.S. investors could not

CEL_EXAM-00000047 (“How much of a heads up do we plan to give the user to the changes?”...“Based on my understanding, we’re not giving notice. We’ll announce the changes upon release.”).

¹²⁸ Examiner Interview of Oleena Mack (Senior Lifestyle & Communications Marketing Manager – Celsius, October 28, 2022).

¹²⁹ Examiner Interview of Oleena Mack (Senior Lifestyle & Communications Marketing Manager – Celsius, October 28, 2022).

¹³⁰ Examiner Interview of Oleena Mack (Senior Lifestyle & Communications Marketing Manager – Celsius, October 28, 2022).

¹³¹ Examiner Interview of Oleena Mack (Senior Lifestyle & Communications Marketing Manager – Celsius, October 28, 2022).

move those deposits into the Earn program but could still utilize Celsius's Borrow and Swap offerings. According to one employee in Celsius's marketing department, other than these initial rollout communications, no additional general communications with customers regarding the Custody program were sent to customers.¹³²

D. Introduction Of "Withhold Accounts" To Users In Nine Non-Custody States

When Celsius launched the Custody program, it could not lawfully offer the new product in nine states¹³³ without proper licensing (the "Non-Custody States").¹³⁴ As Mr. Noy recalled, one of the "underlying assumptions" of Project Phoenix was that Celsius would be able to engage other custodians with appropriate licenses in the Non-Custody States.¹³⁵ But by March 10, 2022, and despite ongoing conversations, Celsius determined it was "unlikely" to establish such a partnership in time for Custody's anticipated launch—at that point, on March 31, 2022.¹³⁶

According to Celsius employees, the open nature of the blockchain made it "impossible" for Celsius to refuse incoming asset transfers, even from customers residing in a Non-Custody State; thus, they asserted, Celsius could

¹³² Examiner Interview of Oleena Mack (Senior Lifestyle & Communications Marketing Manager – Celsius, October 28, 2022).

¹³³ The nine states were: Connecticut, Louisiana, Nebraska, Nevada, New York, North Carolina, Ohio, Vermont, Washington.

¹³⁴ Examiner Interview of Yarden Noy (Head of Regulation – Celsius, November 13, 2022).

¹³⁵ Examiner Interview of Yarden Noy (Head of Regulation – Celsius, November 13, 2022).

¹³⁶ Celsius, Custody GTM Slack Channel (Mar. 10, 2022) CEL_EXAM-00000004; Examiner Interview of Katy Osadetz (Senior Manager Product Planning – Celsius, November 16, 2022).

not block a registered user from sending crypto assets to their user-specific Celsius bridge wallet.¹³⁷ Celsius could, however, stop facilitating registered customer deposits by removing a customer’s in-app access to view their deposit address. And while it did briefly block that screen display, it then reenabled the display so that users could continue to obtain the deposit address through the app. Mr. Blonstein explained that “we reenabled to allow users to see the deposit address so users could add collateral for loans” but that, as a result, the screen was reenabled for all users and not just those with loans.¹³⁸

Celsius employees also explained that they could not return these assets without user/customer involvement.¹³⁹ While Celsius could identify the transmitting wallet address, it would not know whether the relevant user still held the private keys to that address or had exclusive or secure access to the private key.¹⁴⁰

To address this possibility (that customers would transfer crypto assets to their now-defunct accounts), Celsius used a designation it called “Withhold” or “Withheld” accounts (the “Withhold accounts”).¹⁴¹ Celsius previously used this designation to describe certain crypto assets transferred to the platform that it could not lawfully accept, such as BNB.¹⁴² Celsius considered referring to these

¹³⁷ Examiner Interview of Yarden Noy (Head of Regulation – Celsius, November 13, 2022).

¹³⁸ Examiner Interview of Oren Blonstein (Chief Compliance Officer – Celsius, November 4, 2022).

¹³⁹ Examiner Interview of Yarden Noy (Head of Regulation – Celsius, November 13, 2022).

¹⁴⁰ Examiner Interview of Yarden Noy (Head of Regulation – Celsius, November 13, 2022).

¹⁴¹ Celsius, U.S. Custody Solution Launch FAQ at 5 (as of April 15, 2022).

¹⁴² Examiner Interview of Dean Tappen (Coin Deployment Specialist – Celsius, October 13, 2022); Blonstein Decl. at ¶6 (“[I]f customers . . . transferred BNB coins . . . to the Celsius platform, those transfers would be reflected in the customers’ Withhold

as “Error” accounts but ultimately decided to call them Withhold accounts.¹⁴³

The mechanics of Withhold accounts and the customer confusion surrounding their operation are described *infra* Section VI.

The total value of Withhold accounts on April 15, 2022 was \$1,526,390, broken out into separate crypto asset categories as follows:¹⁴⁴

Withhold Account Balances as of April 15, 2022						
	CEL	BTC Equivalents	ETH Equivalent	USD/Stable Coins	Other Coins	Total
Crypto Asset Quantity	335.05	9.48	175.29	239,899.92	262,976.67	503,396.41
Crypto Asset Value (SUSD 000s)	\$ 0.77	\$ 384.59	\$ 533.04	\$ 239.52	\$ 368.48	\$ 1,526.39

As of the Petition Date, the total value of the Withhold accounts was \$13,787,420.¹⁴⁵ According to Celsius, as of August 29, 2022, approximately 5,000 users hold Withhold account assets worth approximately \$15.33 million.¹⁴⁶

E. The Terms Of Use For Custody Accounts

Beginning April 15, 2022, when customers (new or existing) logging onto the Celsius app were presented with the following screen informing them that Celsius had “updated our Terms of Use” and requiring them to acknowledge their agreement before being allowed to continue.

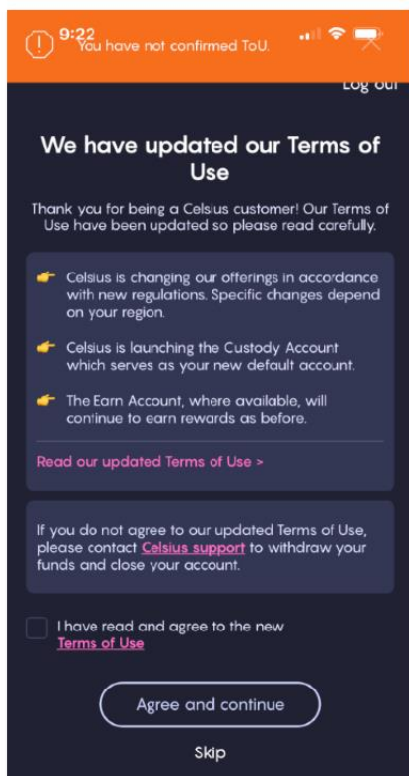
Accounts because that coin was not eligible for the Earn Program for any customer in the United States.”).

¹⁴³ Examiner Interview of Katy Osadetz (Senior Manager Product Planning – Celsius, November 16, 2022).

¹⁴⁴ See Appendix A, Schedules 5.3 and 5.4.

¹⁴⁵ *Id.*

¹⁴⁶ See Debtors’ Motion Seeking Entry of an Order (I) Authorizing the Debtors to Reopen Withdrawals for Certain Customers with Respect to Certain Assets Held in the Custody Program and Withhold Accounts and (II) Granting Related Relief, Dkt. 670 at ¶20.



If the customer chose to “skip” this page, the customer’s access was limited to viewing their accounts; they could not engage in transactions on the Celsius platform.¹⁴⁷ While Celsius provided a link to the updated Terms of Use, a customer did not need to access or read the Terms of Use to agree to its terms and access the Celsius platform.¹⁴⁸ Further, as shown in the screenshot above, the terms highlighted by Celsius in the app interface provided little detail about the nature of these changes.

The updated Terms of Use (dated April 14, 2022) contained several provisions addressing how Celsius would receive assets from U.S. customers

¹⁴⁷ Examiner Interview of Katy Osadetz (Senior Manager of Product Planning – Celsius, November 16, 2022).

¹⁴⁸ Examiner Interview of Katy Osadetz (Senior Manager Product Planning – Celsius, November 16, 2022).

after the launch of the Custody program. For example, the Terms of Use stated that: “[I]f you reside in the United States and have access to Celsius’s custody service via your Celsius account, any Eligible Digital Assets transferred to your Celsius account on or after the modification date [April 15, 2022] will be initially transferred to a Custody Wallet as part of the custody service.”¹⁴⁹ The Terms of Use also stated that for an “accredited U.S. user” who has “access to the custody service,” any “Eligible Digital Asset transferred to Celsius on or after [April 15, 2022] will initially be transferred to a Custody Wallet, but may thereafter by [sic] used in the Earn Service at your discretion.”¹⁵⁰

The Terms of Use also addressed the concept of a “Custody Wallet,” defined as a “Virtual Wallet where all Eligible Digital Assets held therein are custodial assets maintained either by us or a third party.” The Terms of Use further provided that Celsius’s “custody (‘Custody’) Service allowed customers to store Eligible Digital Assets in a Custody Wallet accessible through your Celsius Account,” and that “[b]y using the Custody Service, you understand and agree to appoint Celsius or a Third Party Custodian selected by Celsius as your agent to store and secure Eligible Digital Assets in a Custody Wallet, and perform other duties customarily performed by a custodian.”¹⁵¹

¹⁴⁹ Mashinsky Terms of Use Decl. at Ex. A-8, Celsius Networks, Terms of Use (April 14, 2022). As explained in Section V.I., customer deposits into the Custody program were not initially transferred to a Custody Wallet but into Celsius’s “Main” Treasury wallet that also held deposits into the Earn program as well as other Celsius assets.

¹⁵⁰ *Id.*

¹⁵¹ *Id.*

Unlike all prior Terms of Use, the new Terms of Use stated that “title to any of your Eligible Digital Assets in a Custody Wallet shall at all times remain with you and not transfer to Celsius.”¹⁵² This was a significant change from Celsius’s previous Terms of Use, which stated that “[u]nder no circumstances does Celsius hold digital assets in custody on your behalf.”¹⁵³ The new Terms of Use further stated: “Celsius will not transfer, sell, loan or otherwise rehypothecate Eligible Digital Assets held in a Custody Wallet unless specifically instructed by you, except as required by valid court order, competent regulatory agency, government agency or applicable law.”¹⁵⁴ At the same time, the Terms of Use noted that “Eligible Digital Assets in a Custody Wallet may be comingled with the Eligible Digital Assets of other Users, and Celsius is under no obligation to return the actual Eligible Digital Assets initially transferred by you to a Custody Wallet, but will return Eligible Digital Assets of the identical type reflected in your Celsius Account at the time you request such a return.”¹⁵⁵

The new Terms of Use also told customers that “[a]s title owner of assets, you bear all risk of loss,” and that “Celsius shall have no liability for any Digital Asset price fluctuations.” While the Terms of Use stated that Celsius (or a third party selected by Celsius) was acting as “agent” for the customer “to store and secure” the customers cryptocurrency assets and would “perform other duties customarily performed by a custodian,” the Terms of Use also disclaimed any

¹⁵² *Id.*

¹⁵³ Mashinsky Terms of Use Decl. at Ex. A-7, Terms of Use (August 3, 2021).

¹⁵⁴ Mashinsky Terms of Use Decl. at Ex. A-8, Terms of Use (April 14, 2022).

¹⁵⁵ *Id.*

liability on Celsius’s part, stating Celsius “shall have no liability for ... any or all loss of Digital Assets.”¹⁵⁶ Moreover, Celsius reserved the right to “suspend access to ... the Custody Services and your access to a Custody wallet, in the event of market disruptions or periods of volatility.”¹⁵⁷

The new Terms of Use also explained, for the first time, that there was uncertainty in the law regarding how crypto assets, including those in a Custody wallet, would be treated in the case of an insolvency proceeding:

You understand and acknowledge that the legal treatment of Digital Assets remains unsettled and may vary depending on the jurisdiction in which you reside. In the event that you, Celsius or any Third Party Custodian becomes subject to an insolvency proceeding, it is unclear how your Digital Assets would be treated and what rights you would have to such Digital Assets. Celsius does not make any representation as to the likely treatment of Digital Assets in your Celsius Account, including those in a Custody Wallet, in the event that you, Celsius or any Third Party Custodian becomes subject to an insolvency proceeding whether in the U.S. or in any other jurisdiction. You explicitly understand and acknowledge that the treatment of Digital Assets in the event of such an insolvency proceeding is unsettled, not guaranteed, and may result in a number of outcomes that are impossible to predict reliably, including but not limited to you being treated as an unsecured creditor and/or the total loss of any and all Digital Assets reflected in your Celsius Account, including those in a Custody Wallet.¹⁵⁸

In sum, in accordance with the updated Terms of Use, beginning on April 15, 2022, every new deposit of cryptocurrency from a U.S. customer was initially marked for “Custody.” Accredited U.S. investors could, at their choosing, move those assets out of the Custody platform and into the Earn platform. Non-

¹⁵⁶ *Id.*

¹⁵⁷ *Id.*

¹⁵⁸ *Id.*

accredited U.S. customers could not move their assets into Earn but could engage in swaps or loans. Moreover, when a customer sought to withdraw their crypto assets Celsius flagged that withdrawal as coming out of Custody.

Consequently, beginning April 15, 2022, any assets withdrawn from the Earn program were flagged as being moved from Earn to Custody and then transferred from Celsius to the customer. As at least one Celsius employee described it, the Custody program served as a central waystation or “lobby.”¹⁵⁹

F. Celsius Relabeled Existing Unused Wallets As Custody Wallets

In addition to determining how the Custody program would function, Celsius also had to develop infrastructure (*i.e.*, the wallets) to hold assets designated for the Custody program. Celsius did not use individual wallets for each customer to hold that particular customer’s Custody assets. Instead, Celsius created a new Custody workspace in Fireblocks, separate from the Fireblocks workspace used for Celsius’s general deployment activities.¹⁶⁰ Within that new workspace, Celsius assigned a set of pre-existing but previously unused wallets for each crypto asset type supported by Celsius. Celsius used these wallets to hold on an aggregate basis the total amount of crypto assets that Celsius’s books and records listed as part of the Custody program.¹⁶¹ Only a

¹⁵⁹ Examiner Interview of Oren Blonstein (Chief Compliance Officer and Head of Innovation – Celsius, November 4, 2022).

¹⁶⁰ Examiner Interview of Dean Tappen (Coin Deployment Specialist – Celsius, October 13, 2022).

¹⁶¹ Examiner Interview of Oren Blonstein (Chief Compliance Officer and Head of Innovation – Celsius, November 4, 2022); Declaration Of Oren Blonstein, Head Of Innovation And Chief Compliance Officer Of Celsius Network Limited, With Respect To Certain Phase I Issues Pursuant To The Joint Stipulation And Agreed Scheduling Order By And Among The Debtors, The Committee, And The Ad Hoc Groups With Respect To

limited set of individuals at Celsius could access these omnibus “Custody” wallets, whereas many more employees had access to the main, or Treasury, wallets, which were stored in a separate workspace.¹⁶²

G. Celsius’s Initial Funding Of The Custody Wallets

On the morning of April 15, 2022, Celsius began transferring assets from its “Main” wallets into designated Custody wallets. That process was substantially complete by early afternoon.¹⁶³ Based on an analysis of Celsius’s blockchain transactions on April 15, 2022, Celsius first funded its custodial wallets with the following number of coins:

Coin Type	Initial Funding Amount (In Coins)
CEL	82,578
BTC and equivalents	657
ETH and equivalents	1,569
USD Stablecoin	17,281,942
Other ¹⁶⁴	4,445,527

The Custody And Withhold Issues dated October 25, 2022 [Dkt 1192] at ¶ 13; *see* Examiner Interview of Dean Tappen (Coin Deployment Specialist – Celsius, October 13, 2022); *see also* Examiner Interview of Juwon Layiwola (Director – Celsius, October 24, 2022); *see also* Examiner Interview of Adeel Ahmed (Middle Office – Celsius, October 24, 2022).

¹⁶² Examiner Interview of Former Employee (Former Employee – Celsius, November 3, 2022).

¹⁶³ Layiwola, Juwon, Slack (April 15, 2022) CEL_EXAM-00000066; *see* Appendix 1, Schedule 6.1.

¹⁶⁴ A full breakdown of daily blockchain funding by specific coin type is attached to this Interim Report as Appendix A, Schedule 1.

The crypto assets that Celsius initially transferred into the Custody wallets came from the following Celsius wallets:

Digital Asset	Symbol	Initial Funding Amount (Digital Assets) ^A	Funding Source ^B	Blockchain
Cel Token	CEL	82,578	Celsius Network LLC (US) Treasury Main Wallet	Ethereum
		82,578		
BTC				
Bitcoin	BTC	648	Celsius Network LLC (US) Treasury Main Wallet	BTC
Wrapped Bitcoin	wBTC	9	Celsius Network LLC (US) Treasury Main Wallet	Ethereum
		657		
ETH²	ETH	1,569	Celsius Networks LLC (US) – Firelocks – Network Deposits	Ethereum
		1,569		
USD/Stablecoin				
USD Coin	USDC	15,905,978	Celsius Networks LLC (US) – Firelocks – Network Deposits	Ethereum
Gemini dollar	GUSD	1,132,958	Celsius Network LLC (US) Treasury Main Wallet	Ethereum
TrueUSD	TUSD	221,998	Celsius Network LLC (US) Treasury Main Wallet	Ethereum
Tether	USDT	21,006	Celsius Network LLC (US) Treasury Main Wallet	Ethereum
USD Coin	USDC	1	Celsius Network LLC (US) Treasury Main Wallet	Ethereum
Z.com USD	ZUSD	1	Celsius Network LLC (US) Treasury Main Wallet	Ethereum
		17,281,942		
Other				
Songbird	SGB	1,370,771	Celsius Network LLC (US) Treasury Main Wallet	Ethereum
Cardano	ADA	838,459	Celsius Network LLC (US) Treasury Main Wallet	Cardano
Matic Token	MATIC	594,111	Celsius Networks LLC (US) – Firelocks – Network Deposits	Ethereum
Dogecoin	DOGE	575,934	Celsius Network LLC (US) Treasury Main Wallet	Dogecoin
Ox	ZRX	206,814	Celsius Network LLC (US) Treasury Main Wallet	Ethereum
Basic Attention Token	BAT	198,460	Celsius Network LLC (US) Treasury Main Wallet	Ethereum
Terra Classic	LUNC	150,000	Celsius Network LLC (US) Treasury Main Wallet	Terra
XLP	XRP	82,772	Celsius Network LLC (US) Treasury Main Wallet	Ripple
Decentraland MANA	MANA	71,270	Celsius Network LLC (US) Treasury Main Wallet	Ethereum
Synthetix Network	SNX	61,388	Celsius Network LLC (US) Treasury Main Wallet	Ethereum
ChainLink Token	LINK	60,856	Celsius Networks LLC (US) – Firelocks – Network Deposits	Ethereum
SushiToken	SUSHI	50,517	Celsius Network LLC (US) Treasury Main Wallet	Ethereum
TrueHKD	THKD	41,275	Celsius Network LLC (US) Treasury Main Wallet	Ethereum
Inch Token	IINCH	24,919	Celsius Network LLC (US) Treasury Main Wallet	Ethereum
Solana	SOL	24,859	Celsius Network LLC (US) Treasury Main Wallet	Solana
Uniswap	UNI	18,869	Celsius Network LLC (US) Treasury Main Wallet	Ethereum
Tezox	XTZ	17,222	Celsius Network LLC (US) Treasury Main Wallet	Tezos
TrueGBP	TGBP	16,295	Celsius Network LLC (US) Treasury Main Wallet	Ethereum
Bancor Network Token	BNT	15,307	Celsius Network LLC (US) Treasury Main Wallet	Ethereum
OMGToken	OMG	6,892	Celsius Network LLC (US) Treasury Main Wallet	Ethereum
TrueCAD	TCAD	3,061	Celsius Network LLC (US) Treasury Main Wallet	Ethereum
Dotcoin	DOT	2,644	Celsius Network LLC (US) Treasury Main Wallet	Polkadot
UMA Voting Token v1	UMA	1,923	Celsius Network LLC (US) Treasury Main Wallet	Ethereum
Dash	DASH	1,803	Celsius Network LLC (US) Treasury Main Wallet	Dash
TrueAUD	TAUD	1,797	Celsius Network LLC (US) Treasury Main Wallet	Ethereum
Paxos Gold	PAXG	1,496	Celsius Network LLC (US) Treasury Main Wallet	Ethereum
Aave Token	AAVE	1,403	Celsius Network LLC (US) Treasury Main Wallet	Ethereum
Bitcoin Cash	BCH	1,078	Celsius Network LLC (US) Treasury Main Wallet	Bitcoin Cash
Livepeer Token	LPT	834	Celsius Network LLC (US) Treasury Main Wallet	Ethereum
Litecoin	LTC	624	Celsius Network LLC (US) Treasury Main Wallet	Litecoin
Compound	COMP	612	Celsius Network LLC (US) Treasury Main Wallet	Ethereum
eCash	ZEC	479	Celsius Network LLC (US) Treasury Main Wallet	Zcash
Avalanche	AVAX	372	Celsius Network LLC (US) Treasury Main Wallet	Ethereum
Bitcoin SV	BSV	241	Celsius Network LLC (US) Treasury Main Wallet	Bitcoin Silver
Kyber Network Crystal v2	KNC	170	Celsius Network LLC (US) Treasury Main Wallet	Ethereum
		4,445,527		

Notes

- [1] All transactions noted above occurred on April 15, 2022 with the exception of the 1 USDT transaction which occurred on April 7, 2022
[2] Includes only ETH. Customers do not hold BETH, stETH or any of the other ETH equivalents in Earn, Custody or Withheld accounts.

Sources:

- [A] Initial transfer amount based on review of applicable blockchain activity.
[B] Cryptocurrency funding wallet name/description per Celsius Internal Wallet List as of October 2022.

Celsius's decision to fund the Custody wallets from its Main wallets, instead of directly transferring Custody deposits into the Custody wallets, posed several challenges. The first was how to initially fund the various Custody wallets on April 15, 2022, when Celsius would not know the number of assets it needed to hold in the Custody wallets until the end of the day. In addition, Celsius determined that it wanted to maintain a 10% buffer for each Custody wallet based on the aggregate amount of assets in Custody accounts.¹⁶⁵

Mr. Layiwola managed many aspects of Celsius's launch of Custody, including its initial funding. According to Mr. Layiwola, Celsius wanted to overfund its internal Custody accounts, as compared to the crypto assets customers held in their Custody accounts.¹⁶⁶ Celsius believed that overfunding, along with a 10% buffer, would ensure it could handle any potential negative customer reaction to, and subsequent withdrawals from, Custody.¹⁶⁷ The logic was that, over time, Celsius would study customer behavior and eventually be able to bring the buffer close to zero, in which case Celsius's Custody accounts on Fireblocks would match the assets in customer accounts.¹⁶⁸

Because of the manner in which Celsius initially funded the Custody wallets—most notably the intentional overfunding—on April 15, 2022, no Custody wallet held exactly the number of coins that were supposed to be a part of the Custody program.

¹⁶⁵ Examiner Interview of Juwon Layiwola (Director – Celsius, November 17, 2022).

¹⁶⁶ Examiner Interview of Juwon Layiwola (Director – Celsius, November 17, 2022).

¹⁶⁷ Examiner Interview of Juwon Layiwola (Director – Celsius, November 17, 2022).

¹⁶⁸ Examiner Interview of Juwon Layiwola (Director – Celsius, November 17, 2022).

This initial imbalance created accounting issues for Celsius. As Chris Ferraro, Celsius’s then-Head of Financial Planning & Analysis and Investor Relations and now Interim CEO, explained in an email on April 19, 2022, “custody is not on our balance sheet” and “so should not be part of net exposure we manage from deployment/risk perspective.”¹⁶⁹ Dean Tappen, Celsius’s Coin Deployment Specialist, responded that “currently we have sent more coins to our custody account than Users balances flagged as Custody” and that “methodology ... is making it really difficult to access our net positions.”¹⁷⁰

H. How The Custody Accounts Worked In Practice; What The Customer Saw When Moving Crypto Assets Into And Out Of A Custody Account

As referenced above, Celsius updated its Terms of Use and created customer communications to alert its customers about how deposits into the new Custody accounts would be treated. On April 11, 2022, a Celsius blog post advised that “[n]ew transfers made by non-accredited investors in the United States will be held in their new Custody accounts.”¹⁷¹ Celsius’s updated April 14, 2022 Terms of Use stated that, beginning April 15, 2022, cryptocurrency deposits of U.S. customers for whom the Custody service was available, “will be initially transferred to a Custody wallet as part of the custody

¹⁶⁹ Ferraro, Chris, Email re: Custody vs Earn in Freeze (April 19, 2022), CEL-UCC-00065642.

¹⁷⁰ Tappen, Dean, Email re: Custody vs Earn in Freeze (April 19, 2022), CEL-UCC-00065645.

¹⁷¹ Important Celsius Update for our Users in the United States, Medium (April 11, 2022), <https://celsiusnetwork.medium.com/important-celsius-update-to-our-us-clients-6df471420cc7>.

service.”¹⁷² By 12:43 PM on April 15, 2022, 8,382 users signed the new Terms of Use.¹⁷³ A Frequently Asked Questions (“FAQ”) document prepared for Celsius’s Customer Care team explained that, for non-accredited investors, “[a]ll new coin/token transfers into Celsius will go to the Custody account,” and that, in the app, “total balances of Earn and Custody accounts will be visible from the Portfolio account” while “[s]wiping to Earn (if applicable) and Custody accounts will allow you to see detailed breakdowns.”¹⁷⁴

From the customer’s perspective, that is, in fact, what appeared to occur: When the customer deposited crypto assets to a Celsius Custody account, the Celsius app reflected those deposits immediately. Mr. Layiwola, who helped lead the Custody program, noted that “when a user deposited coins into their custody account, they showed up in a custody account on the user’s app.”¹⁷⁵ Mr. Tappen noted the same, stating that users saw instantaneous movement of assets in custody on the app.¹⁷⁶

Additionally, Celsius employees who reviewed the app’s functionality when Custody launched confirmed that users would see the change in the account balance. Mitch Eger, Celsius’s former Senior Product Marketing Manager, noted that he “made a swap[,] no problem” and the “[t]ransfer between earn and

¹⁷² Celsius Networks, Terms of Use (April 14, 2022).

¹⁷³ Bujosevic, Vladimir, Slack (April 15, 2022), CEL_EXAM-00000063 (Celsius Network).

¹⁷⁴ Celsius, US Custody Solution Launch FAQ (as of April 15, 2022).

¹⁷⁵ Examiner Interview of Juwon Layiwola (Director – Celsius, October 24, 2022).

¹⁷⁶ Examiner Interview of Dean Tappen (Coin Deployment Specialist – Celsius, October 13, 2022).

custody works well.”¹⁷⁷ Katy Osadetz, another Celsius employee, opened the app to see what her balance showed. When she did not see a balance in her Custody account, Mr. Eger informed her that the balance would show if crypto assets were transferred to Custody.¹⁷⁸

Once a customer had crypto assets in their Custody account, they could transfer those crypto assets to other Celsius products (*e.g.*, staking or swaps) or withdraw them entirely to their desired non-Celsius wallet. From the user perspective, those transfers come from their Custody account; and in fact, Celsius required all withdrawals by a customer be made through Custody, even for crypto assets originating in Earn.¹⁷⁹

I. What The Company Did With User Crypto Assets Transferred Into Custody Accounts

Celsius’s actual movement of coins within its network differed from what its customers could see.¹⁸⁰ From a blockchain perspective, a customer’s crypto assets were, in fact, not initially transferred to a Custody wallet at Celsius. Instead, as an initial step, the customer’s assets were transferred to a user- and asset-specific bridge wallet.¹⁸¹ As noted above, Celsius had created similar

¹⁷⁷ Eger, Mitch, Slack (April 15, 2022), CEL_EXAM-00000027.

¹⁷⁸ *Id.*

¹⁷⁹ Examiner Interview of Juwon Layiwola (Director – Celsius, October 24, 2022).

¹⁸⁰ Examiner Interview of Juwon Layiwola (Director – Celsius, October 24, 2022) (“What the user saw was different than what the company was doing with the coins initially.”); Examiner Interview of Dean Tappen (Coin Deployment Specialist – Celsius, October 13, 2022) (noting that the liability was merely flagged and did not necessarily equate to the movement of coins). Mr. Blonstein’s Declaration further acknowledged that “a customer request to transfer a particular digital asset balance to [] that customer’s Custody account did not immediately nor necessarily result in a movement of coins on the blockchain.” Blonstein Decl., ¶ 11.

¹⁸¹ Examiner Interview of Adeel Ahmed (Middle Office – Celsius, October 24, 2022).

wallets for users in its Earn program prior to April 15, 2022. Each individual user had their own set of wallets specific to them and into which specific crypto assets could be deposited.¹⁸² For example, Individual A's BTC deposits would go to a different wallet than Individual A's ETH deposits. A user's deposit addresses were stored and visible to them through the app.¹⁸³

As explained above, Celsius opened bridge wallets for customers so that it could identify and record the transactions of specific users.¹⁸⁴ Celsius then periodically "swept" the bridge wallets, collecting assets transferred there through an automated process and then transferring them into Celsius's aggregated (or Main) wallet for that currency.¹⁸⁵ Celsius conducted these sweeps "as soon as [it] [could]," but Mr. Tappen acknowledged that there was sometimes a delay.¹⁸⁶

Following the Custody program's launch, as had been the case pre-Custody, the majority of crypto assets¹⁸⁷ were first swept into Main wallets

¹⁸² Blonstein Decl., ¶ 16.

¹⁸³ Examiner Interview of Dean Tappen (Coin Deployment Specialist – Celsius, October 13, 2022).

¹⁸⁴ Examiner Interview of Dean Tappen (Coin Deployment Specialist – Celsius, October 13, 2022). As Mr. Tappen put it, "the reason for separate wallets is for the identifier. The only reasons we know you are sending coins is because you have a wallet." *Id.*

¹⁸⁵ Blonstein Decl., ¶ 17.

¹⁸⁶ Examiner Interview of Dean Tappen (Coin Deployment Specialist – Celsius, October 13, 2022).

¹⁸⁷ There are circumstances where the amount in a customer's bridge wallet is of a de minimis value that Celsius does not sweep the customer's wallet as the expense Celsius would incur to do so exceeds the amount of cryptocurrency that would be procured. Examiner Interview of Dean Tappen, Coin Deployment Specialist – Celsius, October 13, 2022. The threshold for the sweeps was calculated automatically; the residual amounts are referred to as "dust." Examiner Interview of Nuke Goldstein (Co-Founder and Former Chief Technology Officer – Celsius, November 17, 2022).

regardless of whether the customer had marked a transaction for their Earn or Custody accounts. That is, assets in the bridge wallets were swept into the Main wallets for that particular asset, where all assets were commingled with other customer deposits.¹⁸⁸ Mr. Tappen noted that assets in the Main wallets were “pooled and aggregated” to the point that Celsius lost the ability to track the assets back to the customer who deposited them.¹⁸⁹ Accordingly, once Celsius swept deposits from the bridge wallets, Celsius could not attribute a specific crypto asset to a specific customer.¹⁹⁰

Celsius did not automatically move crypto assets it had swept into the Main wallet from “Custody” customer bridge wallets to a Custody wallet. Nor did Celsius move coins into a Custody wallet for each deposit that a Custody customer made. Instead, on a periodic basis, Celsius performed a manual reconciliation (described in detail below *infra* Section V.I.) between what customers had deposited into (or withdrawn from) their Custody accounts and the amount of each respective crypto asset actually held in Celsius’s Custody wallets in Fireblocks.¹⁹¹ Based on that aggregate reconciliation, Celsius would either add (if the net Custody balances had increased) or remove (if the net

¹⁸⁸ Blonstein Decl., ¶ 17.

¹⁸⁹ Examiner Interview of Dean Tappen (Coin Deployment Specialist – Celsius, October 13, 2022).

¹⁹⁰ Examiner Interview of Dean Tappen (Coin Deployment Specialist – Celsius, October 13, 2022).

¹⁹¹ Examiner Interview of Juwon Layiwola (Director – Celsius, October 24, 2022); Examiner Interview of Adeel Ahmed (Middle Office – Celsius, October 24, 2022).

Custody balances had decreased) coins from the Custody wallets.¹⁹² A schedule of transactions on a coin by coin basis to and from the Celsius Custody wallets based on Blockchain analysis is included as Schedule 1 to Appendix A, beginning with an initial deposit of 1 USDC (stablecoin) on April 7, 2022, and concluding on the Petition Date.¹⁹³ Data in Schedule 1 includes the initial funding of the Custody wallets and subsequent coin movements to and from those wallets taking place prior to and during the Pause.

There was no automated process to carry out any reconciliation—all transfers were done manually by Celsius personnel.¹⁹⁴ At no point in time were a customer’s crypto assets moved into a Custody wallet created for that individual customer because no such individual Custody wallets exist.¹⁹⁵

The following is a diagram of customer deposits into Custody, with C2 representing the aggregate, periodic reconciliation process:¹⁹⁶

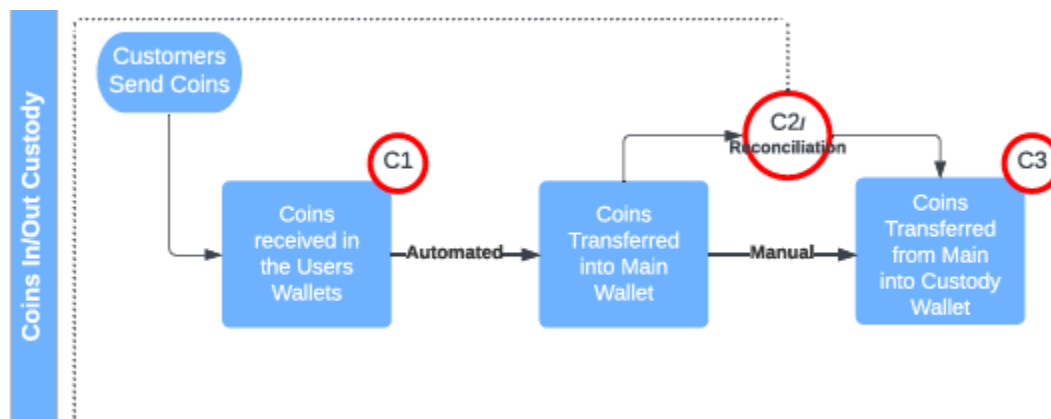
¹⁹² Examiner Interview of Juwon Layiwola (Director – Celsius, October 24, 2022); Examiner Interview of Adeel Ahmed (Middle Office – Celsius, October 24, 2022).

¹⁹³ Appendix A, Schedule 1.

¹⁹⁴ See Examiner Interview of Adeel Ahmed (Middle Office – Celsius, October 24, 2022).

¹⁹⁵ Examiner Interview of Dean Tappen (Coin Deployment Specialist – Celsius, October 13, 2022). Mr. Blonstein’s Declaration also notes that “a request to move digital assets from the Custody Service was satisfied [in the aggregate].” Blonstein Decl., ¶ 19.

¹⁹⁶ *Excerpt from Celsius Coin Movements: Custody (Coin Movements: Custody v2 – Custody Process)*. This graphic was developed by Adrian Alisie, Global Head of Business Processes/Controls Optimization, in July 2022, after the Company had declared bankruptcy, in order to depict a pre-bankruptcy process. Examiner Interview of Juwon Layiwola (Director – Celsius, October 24, 2022); Examiner Interview of Adrian Alisie (Global Head of Business Processes/Controls Optimization – Celsius, October 31, 2022). Mr. Alisie based this graphic on the descriptions provided by others, but disclaimed any independent knowledge of the coin movement process. Examiner Interview of Adrian Alisie (Global Head of Controls/Business Optimization – Celsius, October 31, 2022).



The user perspective for withdrawals also did not mirror the underlying coin movement. When users made withdrawals from Custody accounts, Celsius did not actually transfer coins from the Custody wallets. Instead, Celsius used crypto assets in the frictional wallets located outside of the Custody workspace in Fireblocks to fund withdrawals.¹⁹⁷ Mr. Tappen described the frictional wallets as the “company’s ATM,”¹⁹⁸ and these frictional wallets were funded from the Main wallets through a “topping off” process run by Treasury.¹⁹⁹ Celsius based the amount of crypto assets kept in the frictional wallets on the 95th percentile of historical withdrawal levels.²⁰⁰ A user would request a withdrawal, the withdrawal would come from the frictional wallets, and the withdrawal would be cleared if the assets were in a frictional wallet and no other processes were flagged (such as a blacklisted wallet or a withdrawal request large enough to

¹⁹⁷ Examiner Interview of Dean Tappen (Coin Deployment Specialist – Celsius, October 18, 2022); Blonstein Decl., ¶¶ 19 n.9, 20.

¹⁹⁸ Examiner Interview of Dean Tappen (Coin Deployment Specialist – Celsius, October 18, 2022).

¹⁹⁹ Examiner Interview of Dean Tappen (Coin Deployment Specialist – Celsius, October 18, 2022).

²⁰⁰ Examiner Interview of Dean Tappen (Coin Deployment Specialist – Celsius, November 16, 2022).

trigger a manual review).²⁰¹ As a result of these processes, a customer would not receive the particular crypto asset that she had initially deposited, or any asset sourced from the Custody wallets, “but, rather, an equivalent amount of such crypto in-kind.”²⁰²

J. How Celsius Determined And Accounted For Coin Movement In And Out Of Custody

Celsius intended for the reconciliation process to proceed as follows.²⁰³ First, Celsius ran a daily report of the net amount of each coin that customers intended to hold in their Custody accounts through that date.²⁰⁴ Second, Celsius added a “buffer” to this total customer balance, a cushion intended to ensure that the Custody wallets did not suffer a shortfall of coins at any given time.²⁰⁵ The buffer also minimized the frequency with which it was necessary for Celsius to move coins in and out of Custody wallets. Celsius contemplated a 10%

²⁰¹ Examiner Interview of Oren Blonstein (Chief Compliance Officer and Head of Innovation – Celsius, November 4, 2022); Examiner Interview of Nuke Goldstein (Co-Founder and Former Chief Technology Officer – Celsius, November 17, 2022).

²⁰² Blonstein Decl., ¶ 19 n.9.

²⁰³ As originally contemplated, the reconciliation process was intended to be an automated process and be run out of Celsius’s “Middle Office.” However, due to the accelerated timeline of the Custody rollout, automation was not engineered and Mr. Layiwola ultimately had to manage the manual reconciliation process on top of his normal responsibilities. Examiner Interview of Adeel Ahmed (Middle Office – Celsius, October 24, 2022); Examiner Interview of Juwon Layiwola (Director – Celsius, October 24, 2022).

²⁰⁴ Examiner Interview of Adeel Ahmed (Middle Office – Celsius, October 24, 2022); Examiner Interview of Juwon Layiwola (Director – Celsius, October 24, 2022).

²⁰⁵ David Ogilvy, Slack Channel: custody gtm leads (April 15, 2022), CEL_EXAM-00000066.

buffer,²⁰⁶ though in practice it varied based on coin type from between 5% and 10% of the aggregate Custody account balance.²⁰⁷

Finally, Celsius determined the total amounts actually held in the Custody wallets for each crypto asset within the Fireblocks workspace and calculated the delta between the assets in Fireblocks and the aggregated Custody account balances plus buffer.²⁰⁸ A relative deficit in Fireblocks indicated the amount of crypto assets that Celsius needed to move to the Custody wallets. Celsius transferred crypto assets to cover the shortfall from Main or, if there were insufficient coins in Main (particularly when there was a significant variance in illiquid assets, known internally as a “material break”), they enlisted assistance from its Treasury department. Treasury used its familiarity of the liquidity of each asset based on Celsius’s deployment strategy to determine the most efficient and cost-effective way to access coins and transfer those assets into Custody to “true up” Celsius’s account balances.²⁰⁹ If there was a surplus in the

²⁰⁶ Layiwola, Juwon, Email between Arik Pupko, Ishai Inbar, and Chris Ferraro, Fwd: Freeze flow meeting today (May 9, 2022), CEL-UCC-00076095 (“[W]e [Celsius] try to keep a 10% buffer across all coins in our custody wallet.”); Examiner Interview of Dean Tappen (Coin Deployment Specialist – Celsius, November 16, 2022).

²⁰⁷ Examiner Interview of Adeel Ahmed (Middle Office – Celsius, October 24, 2022). Mr. Tappen understood that there was no “buffer” when the Custody program was first launched, and that this was something developed several days later as Celsius recognized that it had over-funded the Custody wallets relative to user deposits and therefore was under-stating its net position. Examiner Interview of Dean Tappen (Coin Deployment Specialist – Celsius, November 16, 2022); Tappen, Dean, Email re custody vs earn in Freeze (Apr. 19, 2022), CEL_UCC-000071190. By contrast, Mr. Layiwola recalled that the Custody team had developed the buffer concept prior to launch. Examiner Interview of Juwon Layiwola (Director – Celsius, November 17, 2022).

²⁰⁸ Examiner Interview of Juwon Layiwola (Director – Celsius, October 24, 2022).

²⁰⁹ Examiner Interview of Dean Tappen (Coin Deployment Specialist – Celsius, November 16, 2022); Examiner Interview of Adeel Ahmed (Middle Office – Celsius, October 24, 2022); Examiner Interview of Juwon Layiwola (Director – Celsius, October 24, 2022).

Custody wallets, Celsius typically moved excess crypto assets from Custody to Main wallets so that it could deploy those crypto assets for its investment activities.²¹⁰

To cover shortfalls for certain crypto assets, Celsius noted a “need to source” the coins.²¹¹ When sourcing coins, Treasury first looked to its undeployed, liquid assets, and transferred those crypto assets to Custody.²¹² If there were insufficient undeployed assets to source the coins, Treasury evaluated which strategies to unwind, which could depend on the relative liquidity (*i.e.*, time it would take to unwind) and the annual percentage yield (*i.e.*, the opportunity cost of unwinding the strategy).²¹³ Treasury could also borrow from DeFi, but Celsius took the position that it would not purchase coins to fund Custody.²¹⁴ As a result, Treasury did not always source sufficient coins to cover every shortfall.²¹⁵

Celsius’s implementation of the reconciliation process varied from the process as it was initially envisioned in numerous ways. Although Celsius

²¹⁰ *Id.*

²¹¹ Examiner Interview of Dean Tappen (Coin Deployment Specialist – Celsius, October 13, 2022); Examiner Interview of Dean Tappen (Coin Deployment Specialist – Celsius, November 16, 2022).

²¹² Examiner Interview of Dean Tappen (Coin Deployment Specialist – Celsius, October 13, 2022); Examiner Interview of Dean Tappen (Coin Deployment Specialist – Celsius, November 16, 2022).

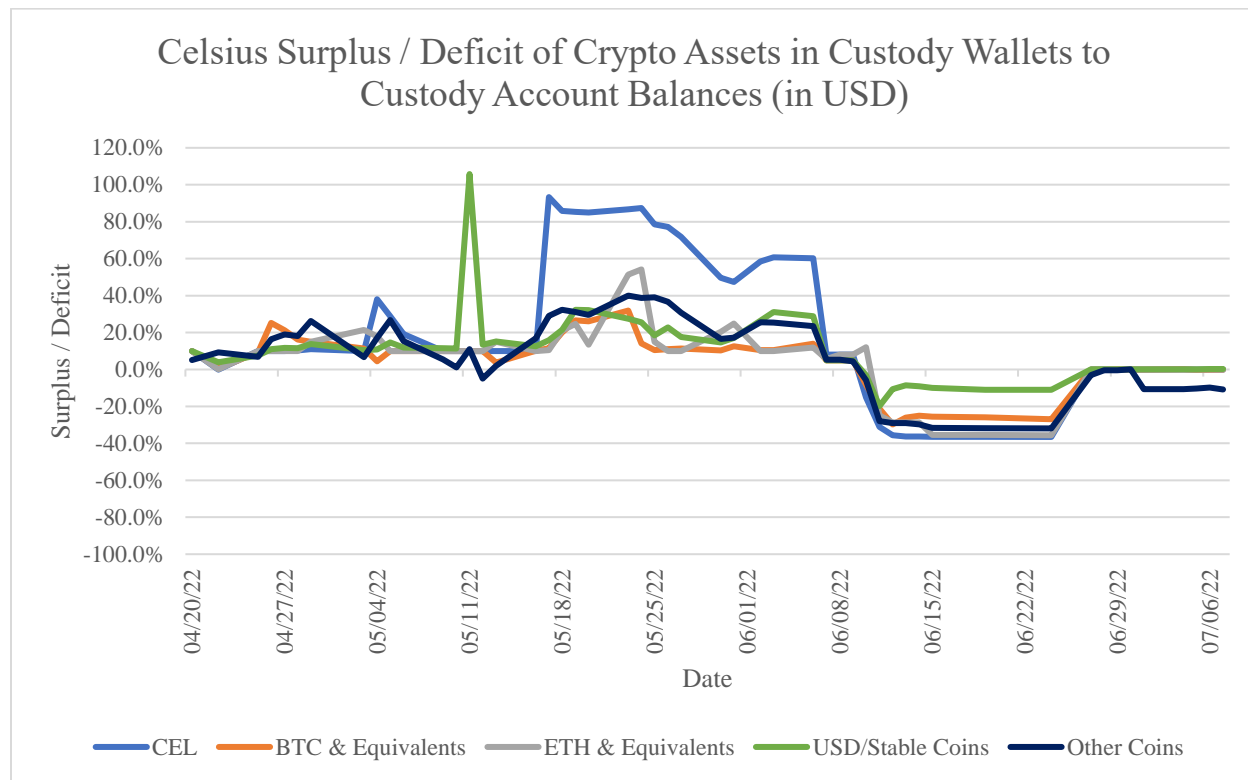
²¹³ Examiner Interview of Dean Tappen (Coin Deployment Specialist – Celsius, November 16, 2022).

²¹⁴ Examiner Interview of Dean Tappen (Coin Deployment Specialist – Celsius, November 16, 2022).

²¹⁵ See Appendix C (reflecting May 9, 2022 Reconciliation Report data), Celsius, custody_balance (A&M) (Oct. 28, 2022) (“Reconciliation Report”); Examiner Interview of Dean Tappen (Coin Deployment Specialist – Celsius, November 16, 2022).

personnel received a daily Reconciliation Report,²¹⁶ they did not daily perform the reconciliation.²¹⁷

Appendix A Schedule 2 (summarized in the chart below) provides the surplus or deficit with respect to the Custody accounts on each day the manual reconciliation took place.²¹⁸



As indicated in Schedule 2, Celsius did not conduct a reconciliation for the first four days after Custody launched. In total, Celsius only completed

²¹⁶ The Reconciliation Report produced to the Examiner was a running spreadsheet, where each day’s new data was appended to the bottom of the spreadsheet where the prior day’s data concluded.

²¹⁷ Examiner Interview of Dean Tappen (Coin Deployment Specialist – Celsius, October 13, 2022); Examiner Interview of Dean Tappen (Coin Deployment Specialist – Celsius, October 18, 2022); Examiner Interview of Juwon Layiwola (Director – Celsius, October 24, 2022).

²¹⁸ See Appendix A, Schedule 2.

53 reconciliations during the 83-day period between April 20, 2022, and July 12, 2022.²¹⁹ In addition, although Celsius ran a 24/7 business that operated on a global scale, it did not perform reconciliations over weekends. Nor did it treat the buffer as mandatory: Celsius's reconciliation data illustrated that the crypto assets transferred to the Custody wallets was often less than what would have been required for a 10% buffer.

Due to a delay in access to the Fireblocks workspaces for relevant personnel, Celsius prepared the first reconciliations on April 20, 2022, five days after it launched the Custody program and initially funded its Custody wallets.²²⁰ By April 20, 2022, according to the Reconciliation Report, the Custody wallets had already fallen out of balance with customer deposits, and shortfalls were not corrected until the date of the next reconciliation. The table attached as Appendix C shows an excerpt from the May 9, 2022 Reconciliation Report, when multiple Custody wallets fell short of the Custody account balances.

Celsius did not have documented rules or policies to guide the reconciliation process, and thus no written guidance for when the reconciliations should occur or a mandated buffer value.²²¹ Although Mr. Layiwola recalled that

²¹⁹ Dates for which reconciliations were prepared by Celsius: April 20, 22, 25, 26, 27, 28, 29; May 3, 4, 5, 6, 9, 10, 11, 12, 13, 16, 17, 18, 19, 20, 23, 24, 25, 26, 27, 30, 31; June 1, 2, 3, 6, 7, 8, 9, 10, 11, 12, 13, 14, 15, 19, 24, 27, 28, 29, 30; July 1, 4, 5, 6, 7, 12. Reconciliation Report.

²²⁰ Examiner Interview of Juwon Layiwola (Director – Celsius, November 18, 2022).

²²¹ Celsius employees frequently noted the accelerated timeframe to launch Custody, which created technical and operational difficulties. Among others, Mr. Tappen recalled that implementing the new process was a “scramble” and “not well [thought] out ahead of time.” Examiner Interview of Dean Tappen (Coin Deployment Specialist – Celsius, November 16, 2022).

the team may have drafted reconciliation procedures, he did not believe they were finalized,²²² and Celsius was unable to locate any such procedures. Adrian Alisie, who documented the flow of coins for Custody reconciliations in July 2022, was not aware of any such documentation.²²³ Mr. Layiwola acknowledged that Celsius never “fleshed out the process fully” and had not quantified when to get Treasury involved to address a shortfall.²²⁴ Employees reported that they thus relied on their “innate sense of how liquid or illiquid the coins or assets were” when they considered whether to involve Treasury.²²⁵ The Chief Compliance Officer and Head of Innovation, Mr. Blonstein, did not know the basics of the manual reconciliation process; he had assumed it was automated, and agreed that the process was “not sufficiently robust.”²²⁶

K. How Celsius Accounted For User Crypto Assets Transferred Into Custody Accounts

In May 2021, Celsius began tracking its assets and liabilities in a Google Sheets workbook, referred to as the “Freeze Report.” Celsius prepared these reports initially on a weekly basis and then more frequently over time.²²⁷ The

²²² Examiner Interview of Juwon Layiwola (Director – Celsius, October 24, 2022).

²²³ Examiner Interview of Adrian Alisie (Global Head of Controls/Business Optimization – Celsius, October 31, 2022).

²²⁴ Examiner Interview of Juwon Layiwola (Director – Celsius, October 24, 2022).

²²⁵ Examiner Interview of Juwon Layiwola (Director – Celsius, October 24, 2022).

²²⁶ Examiner Interview of Oren Blonstein (Chief Compliance Officer – Celsius, November 4, 2022).

²²⁷ Examiner Interview of Dean Tappen (Coin Deployment Specialist – Celsius, October 6, 2022); Examiner Interview of Dean Tappen (Coin Deployment Specialist – Celsius, October 13, 2022). Alvarez & Marshal explained on October 13, 2022 that the Freeze is what underlies the Coin Reports that are now being produced in connection with these Chapter 11 proceedings.

Freeze Report provided a moment-in-time “snapshot,” an approach deemed necessary because the amounts and value of Celsius’s, and its customers’, crypto assets were constantly changing.²²⁸ One particular worksheet in the Freeze Report, called “Coin Stats,” provided a summary of the assets and liabilities on a per-coin basis.²²⁹

For certain inputs, like crypto assets held in wallets managed via the Fireblocks workspaces, the Freeze Report pulled data from application programming interfaces (“API”); for others, such as customer account data, Celsius pulled internally from the back-office systems, which Mr. Tappen described as a “data aggregator and internal database.”²³⁰ Prior to the creation of the Freeze Reports in May 2021, Celsius did not have a method to track its assets and liabilities in a single location, but instead went “into each wallet” manually to check balances.²³¹ Celsius created the Freeze Report as part of a broader effort to “build a more organized process,” including a variety of financial reports aimed at informing “more educated” decisions.²³²

²²⁸ Examiner Interview of Dean Tappen (Coin Deployment Specialist – Celsius, October 6, 2022). The Freeze was not run at the same time each day and included sometimes significant errors and variations. Examiner Interview of Dean Tappen (Coin Deployment Specialist – Celsius, November 16, 2022). Although concerns were raised regularly about the Freeze’s reliability, there was no off-the-shelf solution for Celsius to use. *Id.*

²²⁹ Examiner Interview of Dean Tappen (Coin Deployment Specialist – Celsius, October 6, 2022); Celsius, Freeze – April 15 (April 15, 2022).

²³⁰ Examiner Interview of Dean Tappen (Coin Deployment Specialist – Celsius, October 6, 2022); Examiner Interview of Dean Tappen (Coin Deployment Specialist – Celsius, November 16, 2022).

²³¹ Examiner Interview of Dean Tappen (Coin Deployment Specialist – Celsius, October 13, 2022).

²³² Examiner Interview of Roni Cohen-Pavon (Chief Revenue Officer – Celsius, November 15, 2022).

There are discrepancies between certain Freeze Reports and other Celsius records for reported values of the same asset or liability on particular dates.²³³ Mr. Tappen identified several reasons why this might occur: (1) the reporting relied on a manual process, which can cause delay in updating some values; (2) a data issue related to pending withdrawals that would remove something from a Custody wallet but then gets reversed; (3) Withhold accounts being lumped in with Custody accounts; (4) internal transfers are recorded between Earn and Custody but are not yet readily available at the time the report is generated; and (5) the time delay associated with global reconciliation.²³⁴ Mr. Layiwola explained that he worked out any discrepancies verbally, came to a “common consensus,” and signed off on the Freeze Report if he determined it was accurate.²³⁵ Mr. Tappen recalled material errors in the Freeze Reports and advised leadership of the issue; at the same time, however, he said there was no single product Celsius identified as an alternative.²³⁶

Following the April 15, 2022, launch of Celsius’s Custody service, Celsius began reporting Custody asset balances in the Freeze Report, drawing on the balances of Celsius’s Custody wallets. That is, the Freeze Report pulled data directly from the Fireblocks API, which showed exactly how much of each crypto

²³³ The Examiner reviewed Freeze Reports from the following dates: December 31, 2021; March 30, 2022; April 13, 15, 18, 29, 2022; May 6, 9, 31, 2022; June 1, 10, 13, 15, 17, 20, 24, 27, 30, 2022; July 1, 12, 13, 14, 31, 2022; August 31, 2022; September 2, 9, 16, 23, 30, 2022; and October 7, 14, 21, 28, 2022.

²³⁴ Examiner Interview of Dean Tappen (Coin Deployment Specialist – Celsius, October 13, 2022).

²³⁵ Examiner Interview of Juwon Layiwola (Director – Celsius, October 24, 2022).

²³⁶ Examiner Interview of Dean Tappen (Coin Deployment Specialist – Celsius, November 16, 2022).

asset Celsius actually held in its Custody wallets.²³⁷ Accordingly, this data represented the amount of crypto that Celsius actually held in Custody accounts (*i.e.*, assets), rather than the amounts reflected in individual customer Custody accounts (*i.e.*, liabilities).

Celsius did not track coins held in Custody accounts as a separate liability on the Freeze Reports until May 9, 2022, 24 days after Custody's launch. Beginning on May 9, 2022, Celsius added a new column to the Coin Stats sheet that compared the dollar value of Custody assets (as pulled from Fireblocks) to the Custody liabilities, calculated on a coin-by-coin basis. This data point—which allowed Celsius to determine whether customer Custody assets exceeded what Celsius had placed in the Custody wallets—was referred to as the “Custodian Reserve” balance.²³⁸ Of note, on the first day Celsius recorded the Custody liability, it recorded a negative Custodian Reserve of \$103,300.²³⁹ A summary of Custody balances, including assets, liabilities, and Custodian Reserves, according to the Freeze Report, is provided in Appendix A, Schedule 4.²⁴⁰ A summary of Custody wallet activity according to reports

²³⁷ Examiner Interview of Dean Tappen (Coin Deployment Specialist – Celsius, October 13, 2022); Examiner Interview of Dean Tappen (Coin Deployment Specialist – Celsius, November 16, 2022).

²³⁸ Huron's review of the Freeze Reports from May 9, 2022 through June 10, 2022 revealed that, on some days, the Custodian Reserve did not match the difference between the Custody Liability and Custody Assets for certain coins, including Spark, Badger, CRV, MKR, Sushi, Taud, TCAD, TGBP, and THKD. At its highest, this difference was roughly \$31,000.

²³⁹ Huron's review of the difference between Custody assets and liabilities on May 9, 2022 indicated a difference of \$106,224, rather than \$103,300.

²⁴⁰ See Appendix A, Schedule 4.

generated from Fireblocks is included as Appendix A, Schedule 6.²⁴¹ The following table summarizes the net Custody wallet activity for each category of crypto assets between April 7, 2022 (the first transfer in or out of a Custody wallet) and July 27, 2022 (the last transfer in or out of a Custody wallet):²⁴²

Custody Wallet Activity for the period April 7 - July 27, 2022 (by Celsius Category)					
(Crypto Asset Quantity)	CEL Token	BTC & Equivalents	ETH & Equivalents	USD/Stable Coins	Other Coins
Custody Wallets Utilized	1	28	1	1	128
Inflows	2,449,941.94	6,905.99	58,569.08	98,957,169.79	78,224,694.90
Outflows	539,519.51	3,370.50	16,191.86	54,944,484.20	14,644,983.14
Net Activity	1,910,422.43	3,535.49	42,377.22	44,012,685.59	63,579,711.76

The Freeze Report did not begin to report liabilities for Withhold accounts until the Petition Date. Celsius did not separately identify Withhold assets in the Freeze Reports, and assets related to “Withhold” accounts remained in the Main wallets and could be deployed by Celsius for its own use just as any other Celsius asset, and were thus reported as Celsius assets in the Freeze Report.²⁴³ When asked about how “Withhold” was treated on the Freeze Report, Mr. Tappen noted that it could be inconsistent and “Withhold accounts sometimes are lumped in with Custody accounts.”²⁴⁴

²⁴¹ See Appendix A, Schedule 6.2.

²⁴² Celsius used 155 unique cryptocurrency wallets to hold crypto assets for Custody. Certain wallets, such as the Ethereum wallet, held a variety of assets including ERC-20 tokens which are included in more than one of the categories above. For this reason, the sum of the wallets used for each of the five categories exceeds 155. See Appendix A, Schedule 6.2.

²⁴³ Examiner Interview of Adeel Ahmed (Middle Office – Celsius, October 24, 2022); Examiner Interview of Juwon Layiwola (Director – Celsius, October 24, 2022); Examiner Interview of Dean Tappen (Coin Deployment Specialist – Celsius, November 16, 2022).

²⁴⁴ Examiner Interview of Dean Tappen (Coin Deployment Specialist – Celsius, October 13, 2022).

VI. The “Withhold” Accounts

A. Withhold Assets Were Not Treated as Custodial Assets

Celsius created the “Withhold Accounts” concept to address the accounts of unaccredited U.S.-based customers residing in the nine states in which Celsius did not have a license to maintain Custody accounts.²⁴⁵ After April 15, 2022, Celsius treated all new transfers of crypto assets by “Withhold” customers, including crypto assets used to repay loans obtained through Celsius’s Borrow Program, were treated as deposits for customers’ Withhold accounts.²⁴⁶ Withhold account transactions were tracked internally for accounting purposes, but from a user perspective, none of the Celsius services could be used.

Withhold account assets were not segregated from any other assets on Celsius’s platform, or in any other way treated as customer assets.²⁴⁷ Any new Withhold account deposits were transferred from the customer’s bridge wallet to the Celsius Main wallets, just as Earn program and Custody program assets were. Those assets were then commingled and deployed in the same manner as new deposits from Earn customers or existing Celsius assets.²⁴⁸ Mr. Blonstein

²⁴⁵ Examiner Interview of Yarden Noy (Head of Regulation – Celsius, November 13, 2022).

²⁴⁶ See *Debtors’ Motion Seeking Entry of an Order (I) Authorizing the Debtors to Reopen Withdrawals for Certain Customers with Respect to Certain Assets Held in the Custody Program and Withhold Accounts and (II) Granting Related Relief* dated September 1, 2022 [Dkt. 670] at 10.

²⁴⁷ Examiner Interview of Dean Tappen (Coin Deployment Specialist – Celsius, October 13, 2022).

²⁴⁸ Examiner Interview of Dean Tappen (Coin Deployment Specialist – Celsius, October 13, 2022); Examiner Interview of Juwon Layiwola (Director – Celsius, October 24, 2022); Examiner Interview of Adeel Ahmed (Middle Office – Celsius, October 24, 2022).

could not explain why the assets associated with Withhold accounts were not treated as custodial assets and were commingled rather than kept in customers' respective customer bridge wallets, or even a separate wallet designated for Withhold accounts.²⁴⁹

B. Celsius's Communications to Users About Withhold Accounts

Celsius addressed the Withhold accounts in FAQ's made available to individuals who called the Customer Care team at the start of the Custody program in April 2022. In that communication, Celsius asked its users to withdraw coins from Withhold accounts "as soon as possible" while reassuring users that "[s]uch coins [would] be held by Celsius until withdrawn by you."²⁵⁰ Celsius did not post the Withhold FAQs on the website, despite posting Custody FAQs. Celsius has since stated that assets in Withhold Accounts "could only be withdrawn by the user or used to make payments (or respond to margin calls) if the customer had a loan with Celsius."²⁵¹

Celsius did not have Terms of Use for the Withhold accounts, which apparently was because Celsius deemed them not to be a product offering.²⁵² Nor did Celsius's website provide readily-available information to explain the function of a Withhold account. Instead, Mr. Noy explained that Non-Custody State customers who deposited crypto assets in their Celsius account would

²⁴⁹ Examiner Interview of Oren Blonstein (Chief Compliance Officer and Head of Innovation – Celsius, November 4, 2022).

²⁵⁰ Celsius, U.S. Custody Solution Launch FAQ at 5 (as of April 15, 2022).

²⁵¹ Celsius, Answers to UCC Questions about Custody and Withheld Accounts (October 10, 2022).

²⁵² According to Debtors' counsel, this is because Withhold was not a "product" offered by Celsius.

receive an email informing them that their asset was held in a Withhold account because it did not qualify for Earn or Custody treatment, would remain there until withdrawn, and would not earn rewards.²⁵³ Mr. Goldstein stated that he did not know about the existence of the Withhold accounts until the Chapter 11 filings, and he was unfamiliar with any specifics about those accounts.²⁵⁴ In other Examiner interviews, several Celsius Withhold customers reiterated that very little public information was available about the Withhold accounts.²⁵⁵

The restricted treatment of Withhold accounts from the user perspective diverged from Celsius's treatment of Withhold assets. That designation appears to have confused at least some of the Celsius users. Withhold customers reported they believed assets held in Withhold were kept separate from assets held in Earn or elsewhere within Celsius.²⁵⁶

Celsius customers seeking to withdraw tokens from their Withhold accounts could not initiate withdrawals directly from the Celsius app. Instead, to initiate the withdrawal, Celsius customers had to contact the Customer Care team, which Ms. Osadetz explained was a result of the shortened timeline to launch the Custody program.²⁵⁷ With more time, the engineering team would have worked to develop a technical solution for app-based withdrawals.²⁵⁸ Once

²⁵³ Examiner Interview of Yarden Noy (Head of Regulation – Celsius, November 13, 2022).

²⁵⁴ Examiner Interview of Nuke Goldstein (Co-Founder, Former Chief Technology Officer – Celsius, November 17, 2022).

²⁵⁵ Examiner Interview of Two Withhold Customers (November 17, 2022).

²⁵⁶ Examiner Interview of Two Withhold Customers (November 17, 2022).

²⁵⁷ Examiner Interview of Katy Osadetz (Senior Manager Product Planning – Celsius, November 16, 2022).

²⁵⁸ *Id.*

the customer initiated the withdrawal, Celsius implemented that withdrawal from Withhold accounts in the same way it implemented withdrawals from its Custody or Earn programs.²⁵⁹ Celsius transferred crypto assets from Celsius's frictional wallets to the wallet the Withhold customer designated.²⁶⁰

Withhold customers expressed confusion about their accounts. For example, one user explained that he “discovered that [he] had a ‘Withhold Account’” only because it “appeared without explanation on the Celsius app.”²⁶¹ According to that user, once Celsius “transferred” his assets to the user's Withhold Account, Celsius immediately “stopped awarding interest.”²⁶² Customers recalled receiving a notification when seeking to transfer Earn assets to Withhold, advising them that the transfer was irreversible, *i.e.*, those funds could not be returned to the Earn account.²⁶³ Users also noted that “each transfer out of the Earn Program into a Withhold Account” is associated with “a unique, 32-character transaction identifier” in spreadsheets downloaded from the Celsius system that reflect a user's transactions on the Celsius platform.²⁶⁴ However, that identifier appears to be an internal transaction reference and does not appear to correlate to any specific blockchain transaction.

²⁵⁹ Examiner Interview of Oren Blonstein (Chief Compliance Officer and Head of Innovation – Celsius, November 4, 2022).

²⁶⁰ Examiner Interview of Oren Blonstein (Chief Compliance Officer and Head of Innovation – Celsius, November 4, 2022).

²⁶¹ Declaration of Robert Riskin, Ad Hoc Ex A9 ¶ 6; *see also* Declaration of Alvaro Drevon, Ad Hoc Ex. A10; Declaration of Chris Lovette, Ad Hoc Ex. A11 [Dkt. 1289].

²⁶² Declaration of Robert Riskin, Ad Hoc Ex. A9 ¶ 9.

²⁶³ Examiner Interview of Two Withhold Customers (November 17, 2022).

²⁶⁴ Declaration of Larry Fulton, Ad Hoc Ex. A1 ¶ 7; Declaration of Kaveh Bastani, Ad Hoc Ex. A7.

At the time of the Pause, Celsius data reflect that Withhold customers requested withdrawals that Celsius did not execute, leaving \$2.15 million in pending withdrawals.²⁶⁵

VII. Custody and Withhold Activity Around The June 12, 2022 Pause

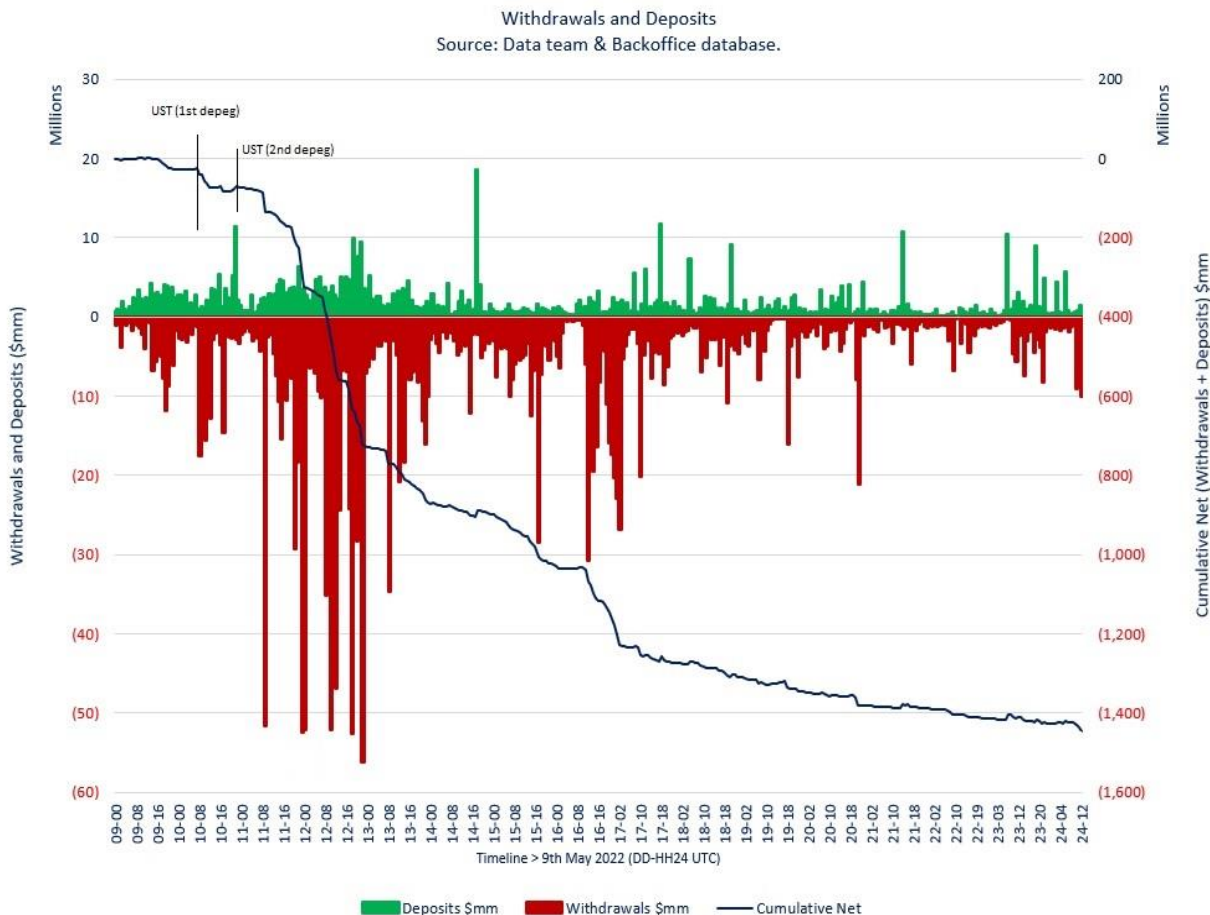
A. Celsius's Pause

Despite the substantial assets Celsius held, it faced liquidity challenges. In Celsius's May 2022 Board Minutes, it acknowledged that its "capital sits near zero."²⁶⁶ Moreover, in May 2022, Celsius began experiencing significant customer withdrawals—experiencing a net loss of over \$1.4 billion in assets of its platform between May 9, 2022 and May 24, 2022 alone.²⁶⁷

²⁶⁵ Celsius, Pending Withdrawal Data – Custody Withhold.xls (November 17, 2022). The Examiner requested, but Celsius has not provided, data reflecting how many Withhold customers sought withdrawals or when the Withhold customers submitted those requests.

²⁶⁶ Celsius Network: Board Discussion (May 2022), CEL-UCC-00035511.

²⁶⁷ Celsius, Asset-Liability Committee (ALCO) (May 25, 2022), CEL-UCC-00063742.



By early June 2022, the combination of withdrawal requests and Celsius’s deteriorating liquidity pushed Celsius to the financial edge. Between June 10, 2022 and June 12, 2022, Celsius received \$428.3 million in withdrawal requests.²⁶⁸ By June 12, 2022, Celsius was faced with the reality that it soon would not be able to honor withdrawal requests and/or would take significant losses on the unwinding of deployments to meet withdrawal requests.²⁶⁹

Based on these challenges, on June 12, 2022, Celsius announced that “[d]ue to extreme market conditions,” Celsius was “pausing all withdrawals,

²⁶⁸ Celsius, SOFA3_2yr compiled excel files (October 27, 2022).

²⁶⁹ Examiner Interview of Dean Tappen (Coin Deployment Specialist – Celsius, November 16, 2022).

Swap, and transfers between accounts” (hereinafter “the Pause”).²⁷⁰ In an internal FAQ approved by Celsius’s legal team after the Pause was announced, Celsius represented that this action was necessary “to stabilize liquidity and operations,” and its “intent [was] to honor, over time, [their] withdrawal obligations.”²⁷¹ If asked by a customer whether their funds were safe, Celsius’s legal team instructed its employees to respond, “[y]es, Celsius continues to safeguard customer assets.”²⁷²

B. Custody And Withhold Assets And Liabilities In The Days Immediately Before And After The Pause

Between June 2, 2022 (ten days before the Pause) and June 22, 2022 (ten days after the Pause), there were material swings in Celsius’s Custodian Reserve (the net amount between the assets that were considered a part of the Custody program on Celsius’s books and the assets that were actually held in Celsius’s custodial wallets). During this period, Celsius saw a material increase in the amount of assets that were flagged by Celsius as being Withhold assets (but as noted previously, there were no corresponding Withhold wallets).²⁷³

Schedule 7 provides daily Custody and Withhold account balances on a coin-by-coin basis for a 21-day period consisting of the ten days before and after

²⁷⁰ A Memo to the Celsius Community, Medium (June 12, 2022), <https://celsiusnetwork.medium.com/a-memo-to-the-celsius-community-59532a06ecc6> (last visited Nov. 19, 2022).

²⁷¹ Celsius Network: Frequently Asked Questions & Approved Responses – Memo, CEL-UCC-00005008.

²⁷² Celsius Network: Frequently Asked Questions & Approved Responses – Memo, CEL-UCC-00005008.

²⁷³ Examiner Interview of Dean Tappen (Coin Deployment Specialist – Celsius, November 16, 2022); Examiner Interview of Juwon Layiwola (Director – Celsius, October 24, 2022).

the Pause on June 12, 2022.²⁷⁴ The Schedule also reflects the number of crypto assets for each coin type held in the Custody wallets as well as the dollar value of those assets.²⁷⁵ In summary, as of June 2, 2022, Celsius had an approximately \$9.7 million surplus in its Custody wallets compared to the Custody program's liabilities to customers.²⁷⁶ Celsius maintained a surplus of Custody assets as compared to Custody liabilities through June 9, 2022.²⁷⁷ On June 10, 2022, one day before the Pause, Celsius's Custody wallets experienced a shortfall, as there were approximately \$196.9 million worth of crypto assets designated for the Custody program but only \$177.2 million worth of crypto assets in its Custody wallets.²⁷⁸ The Custody wallets' deficit position significantly increased thereafter, with a deficit of at least \$45 million or more through June 28, 2022.²⁷⁹ Throughout this time, Celsius experienced a substantial shortfall in the Custody wallets.

²⁷⁴ Appendix A, Schedule 7.

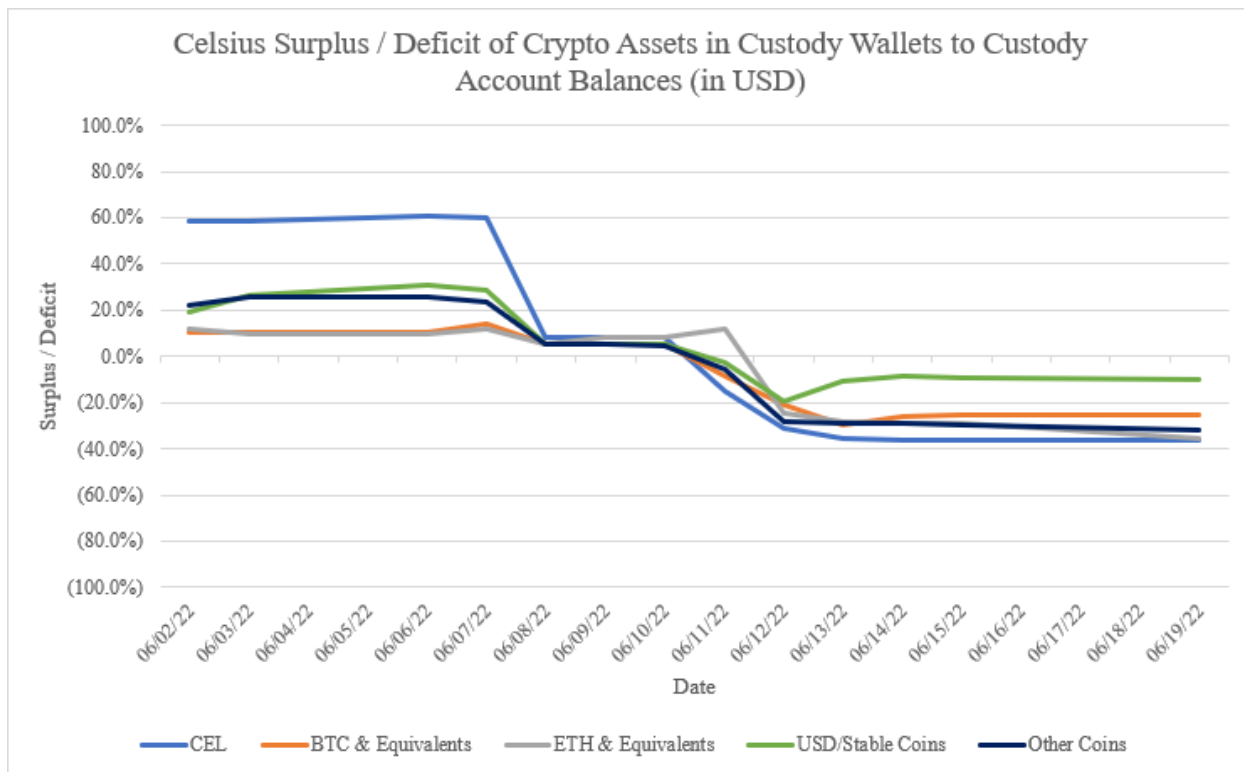
²⁷⁵ *Id.*

²⁷⁶ *Id.*

²⁷⁷ *Id.*

²⁷⁸ *Id.*

²⁷⁹ *Id.*



Despite the Pause halting a significant amount of Celsius customer activity (including all customer withdrawal activity), Celsius saw an increase in the account balance for both Custody and Withhold accounts after the Pause. On June 12, 2022, Custody customer account balances were approximately \$203.1 million. By June 15, 2022, the Custody customer account balances had grown to approximately \$213.7 million.²⁸⁰ On June 12, 2022, Withhold customer account balances were approximately \$14.2 million.²⁸¹ By June 15, 2022, the Withhold customer account balances had grown to approximately \$14.8 million.²⁸²

²⁸⁰ See Appendix A, Schedule 7.

²⁸¹ See Appendix A, Schedule 7.

²⁸² See Appendix A, Schedule 7.

The increase in Custody and Withhold account balances occurred after the Pause for two primary reasons. First, some customers continued to deposit funds, so certain Custody account balances continued to increase.²⁸³ Second, customer assets were allocated to Custody when they attempted to withdraw their coins from Earn. As noted previously, beginning on April 15, 2022, an Earn customer could not withdraw directly from their Earn account; they first had to transfer the assets to their Custody account and only then withdraw the assets from Celsius.²⁸⁴ And while Celsius had announced that it was prohibiting all transfers from and within the Celsius platform,²⁸⁵ at least in some instances, as shown in the chart below, Celsius's systems permitted customers to transfer (on a Celsius internal ledger basis) certain assets from Earn to Custody. Throughout this time, the Custody wallets ran a substantial deficit relative to Celsius's Custody liabilities.

C. Post-Pause Funding Of Custody Wallets

Celsius did not begin to address its substantial shortfalls in the Custody wallets until June 28, 2022, when Celsius added "a certain number of digital assets in Custody wallets to address that mismatch."²⁸⁶ The Reconciliation Report ran each day during this time, but Celsius transferred assets from Main

²⁸³ Celsius, SOFA3_2yr compiled excel files (October 27, 2022).

²⁸⁴ Examiner Interview of Juwon Layiwola (Director – Celsius, October 24, 2022). Of course, this "transfer" was Earn to Custody was a ledger transfer only. As explained *supra* all customer withdraws of assets come from Celsius's "frictional wallets" and not from Celsius custodial wallets.

²⁸⁵ A Memo to the Celsius Community, Medium (June 12, 2022), <https://celsiusnetwork.medium.com/a-memo-to-the-celsius-community-59532a06ecc6> (last visited Nov. 19, 2022).

²⁸⁶ Blonstein Decl. at fn.7.

to Custody wallets only three times and in *de minimis* amounts insufficient to meet the existing deficit.²⁸⁷

The following summarizes Celsius’s June 28, 2022 transfers into the Custody wallets:²⁸⁸

Digital Assets Transferred to Custody Wallets on June 28, 2022				
CEL	BTC Equivalents	ETH	USD / Stable Coins	Other Coins
697,108.24	944.70	15,044.24	4,864,823.08	9,880,316.11

The dollar value of the June 28, 2022 transfers to the Custody wallets was approximately \$47.9 million.

Mr. Layiwola and Mr. Ahmed explained that after the Pause, they had “stopped reconciliation and focused on larger business critical needs.”²⁸⁹ While some acknowledged the “chaos” of the time,²⁹⁰ Mr. Blonstein “had been operating under the framework that it was a 1-to-1 move to Custody,” and acknowledged that “any time a company says it’s doing something and it’s not, is concerning.”²⁹¹

Celsius continued to make additional smaller transfers to Custody wallets in the following days, such that by the time Celsius filed bankruptcy on July 13, 2022, the deficit in the Custody wallets had largely been erased.²⁹² Schedule 8 provides a summary of the crypto assets held by Celsius on a coin by coin basis

²⁸⁷ See Appendix A, Schedule 1.

²⁸⁸ Data derived from Celsius, SOFA3_2yr compiled excel files (October 27, 2022).

²⁸⁹ Examiner Interview of Adeel Ahmed (Middle Office – Celsius, October 24, 2022); Examiner interview of Juwon Layiwola (Director – Celsius, October 24, 2022).

²⁹⁰ Examiner Interview (Former Employee – Celsius, November 3, 2022).

²⁹¹ Examiner Interview of Oren Blonstein (Chief Compliance Officer – Celsius, November 4, 2022).

²⁹² See Appendix A, Schedule 4.6.

reflecting coin number and U.S. dollar value as of the Petition Date.²⁹³ Since the Petition Date, the Custodian Reserve deficit returned and as of October 28, 2022, there are approximately 3.2 million fewer coins (or \$16.9 million fewer dollars) in the Custody wallets than assets designated for the Custody program.²⁹⁴

VIII. Conclusion

The Examiner's investigation continues and she will file a Final Report covering the remaining topics ordered by the Court at a later date.

Respectfully Submitted,

/s/ Shoba Pillay
Shoba Pillay, Examiner

²⁹³ See Appendix A, Schedule 8.

²⁹⁴ See Appendix A, Schedule 4.6.

Explanatory Notes to Appendix A

Appendix A to the Interim Report provides various schedules prepared by Huron. These schedules are based on internal financial reports and blockchain data associated with Celsius's transactions. During its review of Celsius's records, Huron identified certain material variances between Custody asset and liability balances associated with these reports, which in turn influence the data summarized in these schedules. Briefly:

- Celsius reported customer balances for the Custody program on various internal reports, each prepared for a different purpose, at different frequencies, and at a different time of day. Accordingly, different schedules in Appendix A draw on different reports in order to present Custody account data.
- The three Celsius reports used as sources for schedules in Appendix A are:
 1. **Freeze Reports:** Moment-in-time "snapshots" of Celsius's cryptocurrency assets and liabilities, including its Custody assets and liabilities, on a coin-by-coin basis. Freeze Reports were not prepared each day, but rather on a periodic basis.
 2. **Reconciliation Report**^[1]: Reconciliation between the Debtor's custody account balances and the cryptocurrency assets in Custody wallets as reported by Fireblocks. Reconciliation Reports were not prepared each day, but rather on a periodic basis.
 3. **Customer Ledger**^[2]: A transaction-level ledger of customer transactions for the two-year period prior to the Petition Date. The Customer Ledger contains transaction level detail that reflect daily customer balances for Custody and Withhold accounts.
- As a result of the differences in timing and frequency, Huron identified material variances between Custody assets and liabilities as recorded in each of the reports. A reader may recognize variations in the balances of customer account balances (liabilities), as well as calculations based on these values, on the schedules contained in this Appendix.

^[1] Custody_balance (A&M)

^[2] Celsius, SOFA_2YR (October 27, 2022)

Schedule 1

Daily Blockchain Activity for Custody Wallets (Net No. of Crypto Assets) April 7 through July 13, 2022 ^{1,A}

Crypto Asset	Symbol ²	04/07/22	04/08/22	04/09/22	04/10/22	04/11/22	04/12/22	04/13/22	04/14/22	04/15/22	04/16/22
CEL Token:											
CEL Token	CEL	-	-	-	-	-	-	-	-	82,578.00	-
		-	-	-	-	-	-	-	-	82,578.00	-
BTC & Equivalents:											
Bitcoin	BTC	-	-	-	-	-	-	-	-	648.00	-
Wrapped Bitcoin	WBTC	-	-	-	-	-	-	-	-	9.00	-
		-	-	-	-	-	-	-	-	657.00	-
ETH & Equivalents:											
Ether	ETH	-	-	-	-	-	-	-	-	1,569.00	-
Binance ETH	BETH	-	-	-	-	-	-	-	-	-	-
Staked Ether	stETH	-	-	-	-	-	-	-	-	-	-
Wrapped Ether	WETH	-	-	-	-	-	-	-	-	-	-
		-	-	-	-	-	-	-	-	1,569.00	-
USD/Stable Coins:											
3Crv	3CRV	-	-	-	-	-	-	-	-	-	-
Angle Protocol	agEUR	-	-	-	-	-	-	-	-	-	-
Alchemix USD	alUSD	-	-	-	-	-	-	-	-	-	-
AnchorUST	aUST	-	-	-	-	-	-	-	-	-	-
Binance USD	BUSD	-	-	-	-	-	-	-	-	-	-
MCDAI	DAI	-	-	-	-	-	-	-	-	-	-
STASIS EURO	EURS	-	-	-	-	-	-	-	-	-	-
Tether EURt	EURT	-	-	-	-	-	-	-	-	-	-
Fei USD	FEI	-	-	-	-	-	-	-	-	-	-
Frax	FRAX	-	-	-	-	-	-	-	-	-	-
Gemini dollar	GUSD	-	-	-	-	-	-	-	-	1,132,958.00	-
H2O DAO	H2O	-	-	-	-	-	-	-	-	-	-
Liquity USD	LUSD	-	-	-	-	-	-	-	-	-	-
MAI	miMATIC	-	-	-	-	-	-	-	-	-	-
Origin Dollar	OUSD	-	-	-	-	-	-	-	-	-	-
sUSD	SUSD	-	-	-	-	-	-	-	-	-	-
TrueUSD	TUSD	-	-	-	-	-	-	-	-	221,998.00	-
USD Coin	USDC	1.00	-	-	-	-	-	-	-	15,905,978.00	-
Pax Dollar	USDP	-	-	-	-	-	-	-	-	-	-
Tether	USDT	-	-	-	-	-	-	-	-	21,006.00	-
YUSD Stablecoin	yUSD	-	-	-	-	-	-	-	-	-	-
Z.com USD	ZUSD	-	-	-	-	-	-	-	-	1.00	-
		1.00	-	-	-	-	-	-	-	17,281,941.00	-
Other:											
1Inch Token	1INCH	-	-	-	-	-	-	-	-	24,919.00	-
Aave Token	AAVE	-	-	-	-	-	-	-	-	1,403.00	-
Acala	ACA	-	-	-	-	-	-	-	-	-	-
Cardano	ADA	-	-	-	-	-	-	-	-	838,459.00	-
Alchemix	ALCX	-	-	-	-	-	-	-	-	-	-
ALICE	ALICE	-	-	-	-	-	-	-	-	-	-
Alpha Venture DAO	ALPHA	-	-	-	-	-	-	-	-	-	-
Ampleforth	AMPL	-	-	-	-	-	-	-	-	-	-
ANKR	ANKR	-	-	-	-	-	-	-	-	-	-
Star Atlas	ATLAS	-	-	-	-	-	-	-	-	-	-
Avalanche	AVAX	-	-	-	-	-	-	-	-	372.00	-
Badger	BADGER	-	-	-	-	-	-	-	-	-	-

Schedule 1

Daily Blockchain Activity for Custody Wallets (Net No. of Crypto Assets) April 7 through July 13, 2022 ^{1,A}

Crypto Asset	Symbol ²	04/07/22	04/08/22	04/09/22	04/10/22	04/11/22	04/12/22	04/13/22	04/14/22	04/15/22	04/16/22
Balancer	BAL	-	-	-	-	-	-	-	-	-	-
Basic Attention Token	BAT	-	-	-	-	-	-	-	-	198,460.00	-
Bitcoin Cash	BCH	-	-	-	-	-	-	-	-	1,078.00	-
Binance Coin	BNB	-	-	-	-	-	-	-	-	-	-
Bancor Network Token	BNT	-	-	-	-	-	-	-	-	15,307.00	-
Boba Network	BOBA	-	-	-	-	-	-	-	-	-	-
BarnBridge	BOND	-	-	-	-	-	-	-	-	-	-
BoringDAO	BOR	-	-	-	-	-	-	-	-	-	-
Bitcoin SV	BSV	-	-	-	-	-	-	-	-	241.00	-
Bitcoin Gold	BTG	-	-	-	-	-	-	-	-	-	-
Compound	COMP	-	-	-	-	-	-	-	-	612.00	-
Cream Finance	CREAM	-	-	-	-	-	-	-	-	-	-
Curve DAO Token	CRV	-	-	-	-	-	-	-	-	-	-
Convex	CVX	-	-	-	-	-	-	-	-	-	-
exADA	exADA	-	-	-	-	-	-	-	-	-	-
exBTC	exBTC	-	-	-	-	-	-	-	-	-	-
exDOGE	exDOGE	-	-	-	-	-	-	-	-	-	-
exETH	exETH	-	-	-	-	-	-	-	-	-	-
Dash	DASH	-	-	-	-	-	-	-	-	1,803.00	-
DIGG	DIGG	-	-	-	-	-	-	-	-	-	-
Dogecoin	DOGE	-	-	-	-	-	-	-	-	575,934.00	-
Dotcoin	DOT	-	-	-	-	-	-	-	-	2,644.00	-
EOS	EOS	-	-	-	-	-	-	-	-	-	-
Ethereum Classic	ETC	-	-	-	-	-	-	-	-	-	-
Harvest Finance	FARM	-	-	-	-	-	-	-	-	-	-
StaFi	FIS	-	-	-	-	-	-	-	-	-	-
Fantom	FTM	-	-	-	-	-	-	-	-	-	-
FTX Token	FTT	-	-	-	-	-	-	-	-	-	-
Kin	KIN	-	-	-	-	-	-	-	-	-	-
Kyber Network Crystal v2	KNC	-	-	-	-	-	-	-	-	170.00	-
Lido DAO	LDO	-	-	-	-	-	-	-	-	-	-
ChainLink Token	LINK	-	-	-	-	-	-	-	-	60,856.00	-
Livepeer Token	LPT	-	-	-	-	-	-	-	-	834.00	-
LQTY	LQTY	-	-	-	-	-	-	-	-	-	-
Loopring	LRC	-	-	-	-	-	-	-	-	-	-
Litecoin	LTC	-	-	-	-	-	-	-	-	624.00	-
Luna	LUNA	-	-	-	-	-	-	-	-	-	-
Terra Classic	LUNC	-	-	-	-	-	-	-	-	150,000.00	-
Decentraland MANA	MANA	-	-	-	-	-	-	-	-	71,270.00	-
Matic Token	MATIC	-	-	-	-	-	-	-	-	594,111.00	-
Maker	MKR	-	-	-	-	-	-	-	-	-	-
Marinade Staked SOL	MSOL	-	-	-	-	-	-	-	-	-	-
OMGToken	OMG	-	-	-	-	-	-	-	-	6,892.00	-
Ownix	ONX	-	-	-	-	-	-	-	-	-	-
Orbs	ORBS	-	-	-	-	-	-	-	-	-	-
Paxos Gold	PAXG	-	-	-	-	-	-	-	-	1,495.70	-
pNetwork	PNT	-	-	-	-	-	-	-	-	-	-
Star Atlas DAO	POLIS	-	-	-	-	-	-	-	-	-	-
BENQI	QI	-	-	-	-	-	-	-	-	-	-
Qredo	QRDO	-	-	-	-	-	-	-	-	-	-

Schedule 1

Daily Blockchain Activity for Custody Wallets (Net No. of Crypto Assets) April 7 through July 13, 2022 ^{1,A}

Crypto Asset	Symbol ²	04/07/22	04/08/22	04/09/22	04/10/22	04/11/22	04/12/22	04/13/22	04/14/22	04/15/22	04/16/22
Raydium	RAY	-	-	-	-	-	-	-	-	-	-
Ren	REN	-	-	-	-	-	-	-	-	-	-
Rook	ROOK	-	-	-	-	-	-	-	-	-	-
BENQI Liquid Staked AVAX	sAVAX	-	-	-	-	-	-	-	-	-	-
Saga	SGA	-	-	-	-	-	-	-	-	-	-
Songbird	SGB	-	-	-	-	-	-	-	-	1,370,771.00	-
Sugar Exchange	SGR	-	-	-	-	-	-	-	-	-	-
Synthetix Network	SNX	-	-	-	-	-	-	-	-	61,388.00	-
Solana	SOL	-	-	-	-	-	-	-	-	24,859.00	-
Spark	SPARK	-	-	-	-	-	-	-	-	-	-
Serum	SRM	-	-	-	-	-	-	-	-	-	-
SushiToken	SUSHI	-	-	-	-	-	-	-	-	50,517.00	-
TrueAUD	TAUD	-	-	-	-	-	-	-	-	1,797.00	-
TrueCAD	TCAD	-	-	-	-	-	-	-	-	3,061.00	-
TrueGBP	TGBP	-	-	-	-	-	-	-	-	16,295.00	-
TrueHKD	THKD	-	-	-	-	-	-	-	-	41,275.00	-
TrueFi	TRU	-	-	-	-	-	-	-	-	-	-
UMA Voting Token v1	UMA	-	-	-	-	-	-	-	-	1,923.00	-
Uniswap	UNI	-	-	-	-	-	-	-	-	18,869.00	-
UST	USTC	-	-	-	-	-	-	-	-	-	-
Vesper	VSP	-	-	-	-	-	-	-	-	-	-
wDGLD	WDGLD	-	-	-	-	-	-	-	-	-	-
Tether Gold	XAUT	-	-	-	-	-	-	-	-	-	-
eCash	XEC	-	-	-	-	-	-	-	-	-	-
Stellar Lumens	XLM	-	-	-	-	-	-	-	-	-	-
XLP	XRP	-	-	-	-	-	-	-	-	82,772.00	-
Tezox	XTZ	-	-	-	-	-	-	-	-	17,222.00	-
yearn.finance	YFI	-	-	-	-	-	-	-	-	-	-
YF Link	YFL	-	-	-	-	-	-	-	-	-	-
yveCRV-DAO	yveCRV-DAO	-	-	-	-	-	-	-	-	-	-
Zcash	ZEC	-	-	-	-	-	-	-	-	479.00	-
Ox	ZRX	-	-	-	-	-	-	-	-	206,814.00	-
		-	-	-	-	-	-	-	-	4,445,526.70	-
Net Totals		1.00	-	-	-	-	-	-	-	21,812,271.70	-

Schedule 1

Daily Blockchain Activity for Custody Wallets (Net No. of Crypto Assets) April 7 through July 13, 2022 ^{1,A}

Crypto Asset	Symbol ²	04/17/22	04/18/22	04/19/22	04/20/22	04/21/22	04/22/22	04/23/22	04/24/22	04/25/22	04/26/22
CEL Token:											
CEL Token	CEL	-	-	-	76,012.00	-	2,932.00	-	-	46,598.00	17,005.00
		-	-	-	76,012.00	-	2,932.00	-	-	46,598.00	17,005.00
BTC & Equivalents:											
Bitcoin	BTC	-	-	-	(142.00)	-	-	-	-	272.23	-
Wrapped Bitcoin	WBTC	-	-	-	(9.00)	-	-	-	-	-	-
		-	-	-	(151.00)	-	-	-	-	272.23	-
ETH & Equivalents:											
Ether	ETH	-	-	-	1,452.90	-	583.00	-	-	519.00	573.00
Binance ETH	BETH	-	-	-	-	-	-	-	-	-	-
Staked Ether	stETH	-	-	-	-	-	-	-	-	-	-
Wrapped Ether	WETH	-	-	-	-	-	-	-	-	-	-
		-	-	-	1,452.90	-	583.00	-	-	519.00	573.00
USD/Stable Coins:											
3Crv	3CRV	-	-	-	-	-	-	-	-	-	-
Angle Protocol	agEUR	-	-	-	-	-	-	-	-	-	-
Alchemix USD	alUSD	-	-	-	-	-	-	-	-	-	-
AnchorUST	aUST	-	-	-	-	-	-	-	-	-	-
Binance USD	BUSD	-	-	-	19,389.00	-	-	-	-	-	4,047.00
MCDAI	DAI	-	-	-	101,882.00	-	8,393.00	-	-	31,023.00	22,679.00
STASIS EURO	EURS	-	-	-	-	-	-	-	-	-	-
Tether EURt	EURT	-	-	-	-	-	-	-	-	-	-
Fei USD	FEI	-	-	-	-	-	-	-	-	-	-
Frax	FRAX	-	-	-	-	-	-	-	-	-	-
Gemini dollar	GUSD	-	-	-	4,523,621.00	-	-	-	-	63,719.00	-
H2O DAO	H2O	-	-	-	-	-	-	-	-	-	-
Liquity USD	LUSD	-	-	-	-	-	-	-	-	-	-
MAI	miMATIC	-	-	-	-	-	-	-	-	-	-
Origin Dollar	OUSD	-	-	-	-	-	-	-	-	-	-
sUSD	SUSD	-	-	-	-	-	-	-	-	-	-
TrueUSD	TUSD	-	-	-	(159,516.00)	-	-	-	-	-	34,274.00
USD Coin	USDC	-	-	-	(6,888,860.00)	-	-	-	-	2,350,000.00	808,276.00
Pax Dollar	USDP	-	-	-	28,478.00	-	1,220.00	-	-	-	2,570.00
Tether	USDT	-	-	-	378,676.00	-	-	-	-	-	101,214.00
YUSD Stablecoin	yUSD	-	-	-	-	-	-	-	-	-	-
Z.com USD	ZUSD	-	-	-	-	-	-	-	-	-	-
		-	-	-	(1,996,330.00)	-	9,613.00	-	-	2,444,742.00	973,060.00
Other:											
1Inch Token	1INCH	-	-	-	(22,931.00)	-	655.00	-	-	1,816.00	-
Aave Token	AAVE	-	-	-	(894.00)	-	-	-	-	153.00	24.00
Acala	ACA	-	-	-	-	-	-	-	-	-	-
Cardano	ADA	-	-	-	232,845.00	-	-	-	-	237,071.00	-
Alchemix	ALCX	-	-	-	-	-	-	-	-	-	-
ALICE	ALICE	-	-	-	-	-	-	-	-	-	-
Alpha Venture DAO	ALPHA	-	-	-	-	-	-	-	-	-	-
Ampleforth	AMPL	-	-	-	-	-	-	-	-	-	-
ANKR	ANKR	-	-	-	-	-	-	-	-	-	-
Star Atlas	ATLAS	-	-	-	-	-	-	-	-	-	-
Avalanche	AVAX	-	-	-	2,748.00	-	1,058.00	-	-	-	724.00
Badger	BADGER	-	-	-	-	-	-	-	-	-	-

Schedule 1

Daily Blockchain Activity for Custody Wallets (Net No. of Crypto Assets) April 7 through July 13, 2022 ^{1,A}

Crypto Asset	Symbol ²	04/17/22	04/18/22	04/19/22	04/20/22	04/21/22	04/22/22	04/23/22	04/24/22	04/25/22	04/26/22
Balancer	BAL	-	-	-	-	-	-	-	-	-	-
Basic Attention Token	BAT	-	-	-	(189,088.00)	-	78,165.00	-	-	17,403.00	-
Bitcoin Cash	BCH	-	-	-	(1,019.00)	-	-	-	-	20.00	213.00
Binance Coin	BNB	-	-	-	9.00	-	-	-	-	-	-
Bancor Network Token	BNT	-	-	-	(14,917.00)	-	999.00	-	-	168.00	-
Boba Network	BOBA	-	-	-	-	-	-	-	-	-	-
BarnBridge	BOND	-	-	-	-	-	-	-	-	-	-
BoringDAO	BOR	-	-	-	-	-	-	-	-	-	-
Bitcoin SV	BSV	-	-	-	(234.00)	-	-	-	-	7.00	5.00
Bitcoin Gold	BTG	-	-	-	-	-	-	-	-	-	-
Compound	COMP	-	-	-	(514.00)	-	-	-	-	19.00	-
Cream Finance	CREAM	-	-	-	-	-	-	-	-	-	-
Curve DAO Token	CRV	-	-	-	-	-	-	-	-	-	-
Convex	CVX	-	-	-	-	-	-	-	-	-	-
cxADA	cxADA	-	-	-	-	-	-	-	-	-	-
cxBTC	cxBTC	-	-	-	-	-	-	-	-	-	-
cxDOGE	cxDOGE	-	-	-	-	-	-	-	-	-	-
cxETH	cxETH	-	-	-	-	-	-	-	-	-	-
Dash	DASH	-	-	-	(1,403.00)	-	-	-	-	-	-
DIGG	DIGG	-	-	-	-	-	-	-	-	-	-
Dogecoin	DOGE	-	-	-	365,796.00	-	815,933.00	-	-	-	-
Dotcoin	DOT	-	-	-	13,533.00	-	887.00	-	-	-	3,587.00
EOS	EOS	-	-	-	7,039.00	-	-	-	-	-	-
Ethereum Classic	ETC	-	-	-	890.00	-	215.00	-	-	204.00	135.00
Harvest Finance	FARM	-	-	-	-	-	-	-	-	-	-
StaFi	FIS	-	-	-	-	-	-	-	-	-	-
Fantom	FTM	-	-	-	-	-	-	-	-	-	-
FTX Token	FTT	-	-	-	-	-	-	-	-	-	-
Kin	KIN	-	-	-	-	-	-	-	-	-	-
Kyber Network Crystal v2	KNC	-	-	-	-	-	2,897.00	-	-	-	2,588.00
Lido DAO	LDO	-	-	-	-	-	-	-	-	-	-
ChainLink Token	LINK	-	-	-	(38,621.00)	-	2,822.00	-	-	22,247.00	951.00
Livepeer Token	LPT	-	-	-	(827.00)	-	82.00	-	-	474.00	4.00
LQTY	LQTY	-	-	-	-	-	-	-	-	-	-
Loopring	LRC	-	-	-	-	-	-	-	-	-	-
Litecoin	LTC	-	-	-	909.00	-	-	-	-	-	1,360.00
Luna	LUNA	-	-	-	-	-	-	-	-	-	-
Terra Classic	LUNC	-	-	-	(148,101.00)	-	3,256.00	-	-	-	1,614.00
Decentraland MANA	MANA	-	-	-	(49,825.00)	-	3,473.00	-	-	-	-
Matic Token	MATIC	-	-	-	(67,256.00)	-	-	-	-	-	238,256.00
Maker	MKR	-	-	-	-	-	-	-	-	-	-
Marinade Staked SOL	MSOL	-	-	-	-	-	-	-	-	-	-
OMGToken	OMG	-	-	-	(6,456.00)	-	548.00	-	-	393.00	1,103.00
Ownix	ONX	-	-	-	-	-	-	-	-	-	-
Orbs	ORBS	-	-	-	-	-	-	-	-	-	-
Paxos Gold	PAXG	-	-	-	(1,267.00)	-	-	-	-	-	-
pNetwork	PNT	-	-	-	-	-	-	-	-	-	-
Star Atlas DAO	POLIS	-	-	-	-	-	-	-	-	-	-
BENQI	QI	-	-	-	-	-	-	-	-	-	-
Qredo	QRDO	-	-	-	-	-	-	-	-	-	-

Schedule 1

Daily Blockchain Activity for Custody Wallets (Net No. of Crypto Assets) April 7 through July 13, 2022 ^{1,A}

Crypto Asset	Symbol ²	04/17/22	04/18/22	04/19/22	04/20/22	04/21/22	04/22/22	04/23/22	04/24/22	04/25/22	04/26/22
Raydium	RAY	-	-	-	-	-	-	-	-	-	-
Ren	REN	-	-	-	-	-	-	-	-	-	-
Rook	ROOK	-	-	-	-	-	-	-	-	-	-
BENQI Liquid Staked AVAX	sAVAX	-	-	-	-	-	-	-	-	-	-
Saga	SGA	-	-	-	-	-	-	-	-	-	-
Songbird	SGB	-	-	-	(1,311,700.00)	-	5,973.00	-	-	-	-
Sugar Exchange	SGR	-	-	-	-	-	-	-	-	-	-
Synthetix Network	SNX	-	-	-	(28,625.00)	-	8,397.00	-	-	24,911.00	2,827.00
Solana	SOL	-	-	-	(13,334.00)	-	1,198.00	-	-	2,559.00	730.00
Spark	SPARK	-	-	-	-	-	-	-	-	-	-
Serum	SRM	-	-	-	-	-	-	-	-	-	-
SushiToken	SUSHI	-	-	-	(46,718.00)	-	-	-	-	-	-
TrueAUD	TAUD	-	-	-	-	-	-	-	-	-	-
TrueCAD	TCAD	-	-	-	-	-	-	-	-	-	-
TrueGBP	TGBP	-	-	-	(16,295.00)	-	-	-	-	-	-
TrueHKD	THKD	-	-	-	-	-	-	-	-	-	-
TrueFi	TRU	-	-	-	-	-	-	-	-	-	-
UMA Voting Token v1	UMA	-	-	-	(1,880.00)	-	243.00	-	-	79.00	79.00
Uniswap	UNI	-	-	-	(17,274.00)	-	3,403.00	-	-	1,014.00	-
UST	USTC	-	-	-	-	-	-	-	-	-	-
Vesper	VSP	-	-	-	-	-	-	-	-	-	-
wDGLD	WDGLD	-	-	-	-	-	-	-	-	-	-
Tether Gold	XAUT	-	-	-	-	-	-	-	-	-	-
eCash	XEC	-	-	-	-	-	-	-	-	-	-
Stellar Lumens	XLM	-	-	-	227,131.00	-	459,259.00	-	-	130,650.00	37,265.00
XLP	XRP	-	-	-	849,436.00	-	101,631.00	-	-	-	-
Tezox	XTZ	-	-	-	(10,399.00)	-	1,475.00	-	-	1,287.00	748.00
yearn.finance	YFI	-	-	-	-	-	-	-	-	-	-
YF Link	YFL	-	-	-	-	-	-	-	-	-	-
yveCRV-DAO	yveCRV-DAO	-	-	-	-	-	-	-	-	-	-
Zcash	ZEC	-	-	-	(282.00)	-	34.00	-	-	202.00	26.00
Ox	ZRX	-	-	-	(174,750.00)	-	12,064.00	-	-	8,438.00	-
		-	-	-	(464,274.00)	-	1,504,667.00	-	-	449,115.00	292,239.00
Net Totals		-	-	-	(2,383,290.10)	-	1,517,795.00	-	-	2,941,246.23	1,282,877.00

Schedule 1

Daily Blockchain Activity for Custody Wallets (Net No. of Crypto Assets) April 7 through July 13, 2022 ^{1,A}

Crypto Asset	Symbol ²	04/27/22	04/28/22	04/29/22	04/30/22	05/01/22	05/02/22	05/03/22	05/04/22	05/05/22	05/06/22
CEL Token:											
CEL Token	CEL	8,774.00	-	-	-	-	-	69,531.00	-	-	-
		8,774.00	-	-	-	-	-	69,531.00	-	-	-
BTC & Equivalents:											
Bitcoin	BTC	-	-	46.00	-	-	-	-	-	76.00	6.00
Wrapped Bitcoin	WBTC	-	-	-	-	-	-	-	-	-	-
		-	-	46.00	-	-	-	-	-	76.00	6.00
ETH & Equivalents:											
Ether	ETH	675.00	397.00	2,282.00	-	-	-	-	-	(116.00)	(1,055.00)
Binance ETH	BETH	-	-	-	-	-	-	-	-	-	-
Staked Ether	stETH	-	-	-	-	-	-	-	-	-	-
Wrapped Ether	WETH	-	-	-	-	-	-	-	-	-	-
		675.00	397.00	2,282.00	-	-	-	-	-	(116.00)	(1,055.00)
USD/Stable Coins:											
3Crv	3CRV	-	-	-	-	-	-	-	-	-	-
Angle Protocol	agEUR	-	-	-	-	-	-	-	-	-	-
Alchemix USD	alUSD	-	-	-	-	-	-	-	-	-	-
AnchorUST	aUST	-	-	-	-	-	-	-	-	-	-
Binance USD	BUSD	-	-	-	-	-	-	2,148.00	60,722.00	-	16,984.00
MCDAI	DAI	-	24,925.00	106,742.00	-	-	-	172,075.00	10,957.00	3,568.00	255,077.00
STASIS EURO	EURS	-	-	-	-	-	-	-	-	-	-
Tether EURt	EURT	-	-	-	-	-	-	-	-	-	-
Fei USD	FEI	-	-	-	-	-	-	-	-	-	-
Frax	FRAX	-	-	-	-	-	-	-	-	-	-
Gemini dollar	GUSD	-	208,788.00	285,427.00	-	-	-	-	-	-	-
H2O DAO	H2O	-	-	-	-	-	-	-	-	-	-
Liquity USD	LUSD	-	-	-	-	-	-	-	-	-	-
MAI	miMATIC	-	-	-	-	-	-	-	-	-	-
Origin Dollar	OUSD	-	-	-	-	-	-	-	-	-	-
sUSD	SUSD	-	-	-	-	-	-	-	-	-	-
TrueUSD	TUSD	-	-	-	-	-	-	-	-	-	-
USD Coin	USDC	1,703,109.00	-	851,507.00	-	-	-	2,389,515.00	2,275,257.00	-	557,644.00
Pax Dollar	USDP	4,304.00	12,019.00	55.00	-	-	-	-	-	41,716.00	-
Tether	USDT	-	-	99,343.00	-	-	-	143,110.00	-	-	44,598.00
YUSD Stablecoin	yUSD	-	-	-	-	-	-	-	-	-	-
Z.com USD	ZUSD	-	-	-	-	-	-	-	-	-	-
		1,707,413.00	245,732.00	1,343,074.00	-	-	-	2,706,848.00	2,346,936.00	45,284.00	874,303.00
Other:											
1Inch Token	1INCH	-	-	-	-	-	-	-	2,789.00	-	24,362.00
Aave Token	AAVE	-	-	-	-	-	-	-	-	296.00	32.00
Acala	ACA	-	-	-	-	-	-	-	-	-	-
Cardano	ADA	493,722.00	28,449.00	-	-	-	-	769,646.00	97,422.00	-	1,133,894.00
Alchemix	ALCX	-	-	-	-	-	-	-	-	-	-
ALICE	ALICE	-	-	-	-	-	-	-	-	-	-
Alpha Venture DAO	ALPHA	-	-	-	-	-	-	-	-	-	-
Ampleforth	AMPL	-	-	-	-	-	-	-	-	-	-
ANKR	ANKR	-	-	-	-	-	-	-	-	-	-
Star Atlas	ATLAS	-	-	-	-	-	-	-	-	-	-
Avalanche	AVAX	641.00	-	-	-	-	-	3,110.00	127.00	640.00	-
Badger	BADGER	-	-	-	-	-	-	-	-	-	-

Schedule 1

Daily Blockchain Activity for Custody Wallets (Net No. of Crypto Assets) April 7 through July 13, 2022 ^{1,A}

Crypto Asset	Symbol ²	04/27/22	04/28/22	04/29/22	04/30/22	05/01/22	05/02/22	05/03/22	05/04/22	05/05/22	05/06/22
Balancer	BAL	-	-	-	-	-	-	-	-	-	-
Basic Attention Token	BAT	2,748.00	-	-	-	-	-	-	-	-	-
Bitcoin Cash	BCH	-	-	-	-	-	-	-	-	-	34.00
Binance Coin	BNB	-	-	-	-	-	-	-	-	-	-
Bancor Network Token	BNT	-	1,736.00	-	-	-	-	-	-	-	-
Boba Network	BOBA	-	-	-	-	-	-	-	-	-	-
BarnBridge	BOND	-	-	-	-	-	-	-	-	-	-
BoringDAO	BOR	-	-	-	-	-	-	-	-	-	-
Bitcoin SV	BSV	-	4.00	-	-	-	-	205.00	-	-	-
Bitcoin Gold	BTG	-	-	-	-	-	-	-	-	-	-
Compound	COMP	105.00	-	89.00	-	-	-	-	32.00	-	-
Cream Finance	CREAM	-	-	-	-	-	-	-	-	-	-
Curve DAO Token	CRV	-	-	-	-	-	-	-	-	-	-
Convex	CVX	-	-	-	-	-	-	-	-	-	-
exADA	exADA	-	-	-	-	-	-	-	-	-	-
exBTC	exBTC	-	-	-	-	-	-	-	-	-	-
exDOGE	exDOGE	-	-	-	-	-	-	-	-	-	-
exETH	exETH	-	-	-	-	-	-	-	-	-	-
Dash	DASH	-	69.00	-	-	-	-	148.00	-	-	-
DIGG	DIGG	-	-	-	-	-	-	-	-	-	-
Dogecoin	DOGE	1,507,010.00	314,351.00	69,137.00	-	-	-	290,571.00	-	(337,242.40)	189,851.00
Dotcoin	DOT	-	5,775.00	860.00	-	-	-	6,891.00	135.00	-	610.00
EOS	EOS	-	4,725.00	5,543.00	-	-	-	-	-	221.00	-
Ethereum Classic	ETC	-	-	-	-	-	-	101.00	155.00	206.00	-
Harvest Finance	FARM	-	-	-	-	-	-	-	-	-	-
StaFi	FIS	-	-	-	-	-	-	-	-	-	-
Fantom	FTM	-	-	-	-	-	-	-	-	-	-
FTX Token	FTT	-	-	-	-	-	-	-	-	-	-
Kin	KIN	-	-	-	-	-	-	-	-	-	-
Kyber Network Crystal v2	KNC	3,082.00	-	-	-	-	-	-	24,507.00	-	-
Lido DAO	LDO	-	-	-	-	-	-	-	-	-	-
ChainLink Token	LINK	-	-	-	-	-	-	108,177.00	-	-	(94,051.00)
Livepeer Token	LPT	5.00	27.00	42.00	-	-	-	-	-	-	64.00
LQTY	LQTY	-	-	-	-	-	-	-	-	-	-
Loopring	LRC	-	-	-	-	-	-	-	-	-	-
Litecoin	LTC	119.00	105.00	236.00	-	-	-	2,755.00	-	-	321.00
Luna	LUNA	-	-	-	-	-	-	-	-	-	-
Terra Classic	LUNC	251.00	-	-	-	-	-	2,338.00	-	456.00	-
Decentraland MANA	MANA	706.00	4,211.00	3,281.00	-	-	-	-	-	33,316.00	27,787.00
Matic Token	MATIC	93,301.00	-	-	-	-	-	-	-	486,997.00	-
Maker	MKR	-	-	-	-	-	-	-	-	-	-
Marinade Staked SOL	MSOL	-	-	-	-	-	-	-	-	-	-
OMGToken	OMG	-	-	-	-	-	-	1,771.00	-	-	-
Ownix	ONX	-	-	-	-	-	-	-	-	-	-
Orbs	ORBS	-	-	-	-	-	-	-	-	-	-
Paxos Gold	PAXG	-	-	-	-	-	-	-	-	-	-
pNetwork	PNT	-	-	-	-	-	-	-	-	-	-
Star Atlas DAO	POLIS	-	-	-	-	-	-	-	-	-	-
BENQI	QI	-	-	-	-	-	-	-	-	-	-
Qredo	QRDO	-	-	-	-	-	-	-	-	-	-

Schedule 1

Daily Blockchain Activity for Custody Wallets (Net No. of Crypto Assets) April 7 through July 13, 2022 ^{1,A}

Crypto Asset	Symbol ²	04/27/22	04/28/22	04/29/22	04/30/22	05/01/22	05/02/22	05/03/22	05/04/22	05/05/22	05/06/22
Raydium	RAY	-	-	-	-	-	-	-	-	-	-
Ren	REN	-	-	-	-	-	-	-	-	-	-
Rook	ROOK	-	-	-	-	-	-	-	-	-	-
BENQI Liquid Staked AVAX	sAVAX	-	-	-	-	-	-	-	-	-	-
Saga	SGA	-	-	-	-	-	-	-	-	-	-
Songbird	SGB	-	-	-	-	-	37,822.00	24,558.00	-	-	-
Sugar Exchange	SGR	-	-	-	-	-	-	-	-	-	-
Synthetic Network	SNX	-	-	1,085.00	-	-	-	-	-	23,000.00	63,090.00
Solana	SOL	895.00	2,329.00	-	-	-	2,383.00	101.00	2,978.00	291.00	-
Spark	SPARK	-	-	-	-	-	-	-	-	-	-
Serum	SRM	-	-	-	-	-	-	-	-	-	-
SushiToken	SUSHI	212.00	244.00	6,646.00	-	-	-	-	-	-	2,062.00
TrueAUD	TAUD	-	-	-	-	-	-	-	-	-	-
TrueCAD	TCAD	-	-	-	-	-	-	-	-	-	-
TrueGBP	TGBP	-	-	-	-	-	-	-	-	-	-
TrueHKD	THKD	-	-	-	-	-	-	-	-	-	-
TrueFi	TRU	-	-	-	-	-	-	-	-	-	-
UMA Voting Token v1	UMA	-	4.00	-	-	-	-	-	-	-	-
Uniswap	UNI	-	-	-	-	-	-	-	-	-	-
UST	USTC	-	-	-	-	-	31,877.00	-	181,697.00	280,714.00	-
Vesper	VSP	-	-	-	-	-	-	-	-	-	-
wDGLD	WDGLD	-	-	-	-	-	-	-	-	-	-
Tether Gold	XAUT	-	-	-	-	-	-	-	-	-	-
eCash	XEC	-	-	-	-	-	-	-	-	-	-
Stellar Lumens	XLM	-	-	-	-	-	-	-	-	-	-
XLP	XRP	-	4,840.00	-	-	-	200,403.00	13,253.00	49,741.00	27,453.15	-
Tezox	XTZ	13.00	1,841.00	-	-	-	2,710.00	5,233.00	1,190.00	-	-
yearn.finance	YFI	-	-	-	-	-	-	-	-	-	-
YF Link	YFL	-	-	-	-	-	-	-	-	-	-
yveCRV-DAO	yveCRV-DAO	-	-	-	-	-	-	-	-	-	-
Zcash	ZEC	9.00	4.00	-	-	-	23.00	-	-	247.00	-
Ox	ZRX	-	6,353.00	-	-	-	33,204.00	-	-	-	-
		2,102,819.00	375,067.00	86,919.00	-	-	1,494,135.00	168,312.00	443,495.60	1,656,761.15	
Net Totals		3,819,681.00	621,196.00	1,432,321.00	-	-	4,270,514.00	2,515,248.00	488,739.60	2,530,015.15	

Schedule 1

Daily Blockchain Activity for Custody Wallets (Net No. of Crypto Assets) April 7 through July 13, 2022 ^{1,A}

Crypto Asset	Symbol ²	05/07/22	05/08/22	05/09/22	05/10/22	05/11/22	05/12/22	05/13/22	05/14/22	05/15/22	05/16/22
CEL Token:											
CEL Token	CEL	-	-	34,074.00	29,455.00	33,766.00	162,592.00	224,608.00	-	-	929,634.18
		-	-	34,074.00	29,455.00	33,766.00	162,592.00	224,608.00	-	-	929,634.18
BTC & Equivalents:											
Bitcoin	BTC	-	-	145.00	206.00	596.00	611.00	-	199.61	-	585.08
Wrapped Bitcoin	WBTC	-	-	-	3.00	-	7.00	-	-	-	-
		-	-	145.00	209.00	596.00	618.00	-	199.61	-	585.08
ETH & Equivalents:											
Ether	ETH	-	-	722.00	1,414.00	83.00	12,194.94	5,902.59	-	-	3,900.34
Binance ETH	BETH	-	-	-	-	-	-	-	-	-	-
Staked Ether	stETH	-	-	-	-	-	-	-	-	-	-
Wrapped Ether	WETH	-	-	-	-	-	-	-	-	-	-
		-	-	722.00	1,414.00	83.00	12,194.94	5,902.59	-	-	3,900.34
USD/Stable Coins:											
3Crv	3CRV	-	-	-	-	-	-	-	-	-	-
Angle Protocol	agEUR	-	-	-	-	-	-	-	-	-	-
Alchemix USD	alUSD	-	-	-	-	-	-	-	-	-	-
AnchorUST	aUST	-	-	-	-	-	-	-	-	-	-
Binance USD	BUSD	-	-	4,346.00	11,061.00	-	116,813.00	-	-	-	-
MCDAI	DAI	-	-	-	-	-	87,225.00	462,043.32	-	-	-
STASIS EURO	EURS	-	-	-	-	-	-	-	-	-	-
Tether EURt	EURT	-	-	-	-	-	-	-	-	-	-
Fei USD	FEI	-	-	-	-	-	-	-	-	-	-
Frax	FRAX	-	-	-	-	-	-	-	-	-	-
Gemini dollar	GUSD	-	-	3,246.00	247,857.00	-	(2,400,000.00)	-	-	-	2,651,610.46
H2O DAO	H2O	-	-	-	-	-	-	-	-	-	-
Liquity USD	LUSD	-	-	-	-	-	-	-	-	-	-
MAI	miMATIC	-	-	-	-	-	-	-	-	-	-
Origin Dollar	OUSD	-	-	-	-	-	-	-	-	-	-
sUSD	SUSD	-	-	-	-	-	-	-	-	-	-
TrueUSD	TUSD	-	-	-	-	-	-	-	-	-	-
USD Coin	USDC	-	-	4,643,911.00	2,224,476.00	25,403,189.00	(6,000,000.00)	-	-	-	(9,000,000.00)
Pax Dollar	USDP	-	-	-	-	-	65,130.00	4,329.11	-	-	-
Tether	USDT	-	-	10,038,855.00	(9,300,000.00)	33,617.00	2,398,408.52	-	-	-	-
YUSD Stablecoin	yUSD	-	-	-	-	-	-	-	-	-	-
Z.com USD	ZUSD	-	-	-	-	-	-	-	-	-	-
		-	-	14,690,358.00	(6,816,606.00)	25,436,806.00	(5,732,423.48)	466,372.43	-	-	(6,348,389.54)
Other:											
1Inch Token	1INCH	-	-	-	-	-	-	6,168.00	-	-	16,655.91
Aave Token	AAVE	-	-	-	137.00	172.00	682.00	276.00	-	-	-
Acala	ACA	-	-	-	-	-	-	-	-	-	-
Cardano	ADA	-	-	-	-	535,857.00	1,239,641.00	990,925.00	-	-	109,422.76
Alchemix	ALCX	-	-	-	-	-	-	-	-	-	-
ALICE	ALICE	-	-	-	-	-	-	-	-	-	-
Alpha Venture DAO	ALPHA	-	-	-	-	-	-	-	-	-	-
Ampleforth	AMPL	-	-	-	-	-	-	-	-	-	-
ANKR	ANKR	-	-	-	-	-	-	-	-	-	-
Star Atlas	ATLAS	-	-	-	-	-	-	-	-	-	-
Avalanche	AVAX	-	-	2,671.00	1,179.00	595.00	8,401.00	2,706.00	-	-	5,598.48
Badger	BADGER	-	-	-	-	-	-	-	-	-	-

Schedule 1

Daily Blockchain Activity for Custody Wallets (Net No. of Crypto Assets) April 7 through July 13, 2022 ^{1,A}

Crypto Asset	Symbol ²	05/07/22	05/08/22	05/09/22	05/10/22	05/11/22	05/12/22	05/13/22	05/14/22	05/15/22	05/16/22
Balancer	BAL	-	-	-	-	-	-	-	-	-	-
Basic Attention Token	BAT	-	-	25,382.00	-	-	49,530.00	33,261.00	-	-	-
Bitcoin Cash	BCH	-	-	-	104.00	51.00	58.00	33.00	-	-	-
Binance Coin	BNB	-	-	-	4.00	-	460.00	-	-	-	-
Bancor Network Token	BNT	-	-	-	62,762.00	-	(64,000.00)	-	-	-	1,459.42
Boba Network	BOBA	-	-	-	-	-	-	-	-	-	-
BarnBridge	BOND	-	-	-	-	-	-	-	-	-	-
BoringDAO	BOR	-	-	-	-	-	-	-	-	-	-
Bitcoin SV	BSV	-	-	45.00	-	241.00	-	45.04	-	-	-
Bitcoin Gold	BTG	-	-	-	-	-	-	-	-	-	-
Compound	COMP	-	-	-	38.00	-	103.00	58.71	-	-	176.50
Cream Finance	CREAM	-	-	-	-	-	-	-	-	-	-
Curve DAO Token	CRV	-	-	-	-	-	-	-	-	-	-
Convex	CVX	-	-	-	-	-	-	-	-	-	-
cxADA	cxADA	-	-	-	-	-	-	-	-	-	-
cxBTC	cxBTC	-	-	-	-	-	-	-	-	-	-
cxDOGE	cxDOGE	-	-	-	-	-	-	-	-	-	-
cxETH	cxETH	-	-	-	-	-	-	-	-	-	-
Dash	DASH	-	-	58.00	-	56.00	905.00	133.30	-	-	-
DIGG	DIGG	-	-	-	-	-	-	-	-	-	-
Dogecoin	DOGE	-	-	22,120.00	-	-	201,620.00	-	-	-	-
Dotcoin	DOT	-	-	3,934.00	12,053.00	2,991.00	35,625.00	59,122.54	-	-	-
EOS	EOS	-	-	1,422.00	3,880.00	-	4,270.00	27,692.05	-	-	-
Ethereum Classic	ETC	-	-	278.00	-	1,090.00	299.00	242.95	-	-	937.77
Harvest Finance	FARM	-	-	-	-	-	-	-	-	-	-
StaFi	FIS	-	-	-	-	-	-	-	-	-	-
Fantom	FTM	-	-	-	-	-	-	-	-	-	-
FTX Token	FTT	-	-	-	-	-	-	-	-	-	-
Kin	KIN	-	-	-	-	-	-	-	-	-	-
Kyber Network Crystal v2	KNC	-	-	-	-	-	(20,000.00)	4,738.58	-	-	12,868.55
Lido DAO	LDO	-	-	-	-	-	-	-	-	-	-
ChainLink Token	LINK	-	-	17,725.00	40,465.00	15,562.00	217,843.00	-	-	-	-
Livepeer Token	LPT	-	-	-	415.00	-	581.00	-	-	-	-
LQTY	LQTY	-	-	-	-	-	-	-	-	-	-
Loopring	LRC	-	-	-	-	-	-	-	-	-	-
Litecoin	LTC	-	-	-	694.00	590.00	3,316.00	2,844.06	-	-	-
Luna	LUNA	-	-	-	-	-	-	-	-	-	-
Terra Classic	LUNC	-	-	-	-	27,378.00	13,901.00	-	-	-	17,787,368.40
Decentraland MANA	MANA	-	-	23,254.00	-	-	46,750.00	-	-	-	3,800.14
Matic Token	MATIC	-	-	80,584.00	-	-	-	2,000,000.00	-	-	3,464,479.89
Maker	MKR	-	-	-	-	-	-	-	-	-	-
Marinade Staked SOL	MSOL	-	-	-	-	-	-	-	-	-	-
OMGToken	OMG	-	-	-	-	-	-	-	-	-	1,641.95
Ownix	ONX	-	-	-	-	-	-	-	-	-	-
Orbs	ORBS	-	-	-	-	-	-	-	-	-	-
Paxos Gold	PAXG	-	-	-	-	-	(89.00)	42.45	-	-	247.25
pNetwork	PNT	-	-	-	-	-	-	-	-	-	-
Star Atlas DAO	POLIS	-	-	-	-	-	-	-	-	-	-
BENQI	QI	-	-	-	-	-	-	-	-	-	-
Qredo	QRDO	-	-	-	-	-	-	-	-	-	-

Schedule 1

Daily Blockchain Activity for Custody Wallets (Net No. of Crypto Assets) April 7 through July 13, 2022 ^{1,A}

Crypto Asset	Symbol ²	05/07/22	05/08/22	05/09/22	05/10/22	05/11/22	05/12/22	05/13/22	05/14/22	05/15/22	05/16/22
Raydium	RAY	-	-	-	-	-	-	-	-	-	-
Ren	REN	-	-	-	-	-	-	-	-	-	-
Rook	ROOK	-	-	-	-	-	-	-	-	-	-
BENQI Liquid Staked AVAX	sAVAX	-	-	-	-	-	-	-	-	-	-
Saga	SGA	-	-	-	-	-	-	-	-	-	-
Songbird	SGB	-	-	90,956.00	-	24,285.00	41,162.00	-	-	-	699,596.38
Sugar Exchange	SGR	-	-	-	-	-	-	-	-	-	-
Synthetix Network	SNX	-	-	-	-	-	16,320.00	-	-	-	-
Solana	SOL	-	-	5,678.00	19,124.00	1,110.00	8,009.00	-	-	-	3,800.14
Spark	SPARK	-	-	-	-	-	-	-	-	-	-
Serum	SRM	-	-	-	-	-	-	-	-	-	-
SushiToken	SUSHI	-	-	1,425.00	-	-	9,255.00	4,390.03	-	-	-
TrueAUD	TAUD	-	-	-	-	-	-	-	-	-	-
TrueCAD	TCAD	-	-	-	-	-	-	-	-	-	-
TrueGBP	TGBP	-	-	-	-	85,327.00	-	-	-	-	-
TrueHKD	THKD	-	-	-	-	-	-	-	-	-	-
TrueFi	TRU	-	-	-	-	-	-	-	-	-	-
UMA Voting Token v1	UMA	-	-	-	-	-	-	5,081.41	-	-	-
Uniswap	UNI	-	-	1,388.00	6,084.00	-	5,826.00	23,181.02	-	-	-
UST	USTC	-	-	242,624.00	275,536.00	-	-	-	-	-	-
Vesper	VSP	-	-	-	-	-	-	-	-	-	-
wDGLD	WDGLD	-	-	-	-	-	-	-	-	-	-
Tether Gold	XAUT	-	-	-	-	-	-	-	-	-	-
eCash	XEC	-	-	-	-	-	-	-	-	-	-
Stellar Lumens	XLM	-	-	38,198.00	1,507,862.00	-	-	899,399.98	-	-	-
XLP	XRP	-	-	66,385.00	-	-	265,670.00	-	548,141.10	-	-
Tezox	XTZ	-	-	-	3,260.00	-	-	4,398.66	-	-	-
yearn.finance	YFI	-	-	-	-	-	-	-	-	-	-
YF Link	YFL	-	-	-	-	-	-	-	-	-	-
yveCRV-DAO	yveCRV-DAO	-	-	-	-	-	-	-	-	-	-
Zcash	ZEC	-	-	108.00	-	-	1,443.00	2,461.11	-	-	-
Ox	ZRX	-	-	-	-	-	30,175.27	9,623.18	-	-	30,486.02
		-	-	624,235.00	1,933,597.00	695,305.00	2,117,756.27	4,076,824.07	548,141.10	-	22,138,539.56
Net Totals		-	-	15,349,534.00	(4,851,931.00)	26,166,556.00	(3,439,262.27)	4,773,707.09	548,340.71	-	16,724,269.62

Schedule 1

Daily Blockchain Activity for Custody Wallets (Net No. of Crypto Assets) April 7 through July 13, 2022 ^{1,A}

Crypto Asset	Symbol ²	05/17/22	05/18/22	05/19/22	05/20/22	05/21/22	05/22/22	05/23/22	05/24/22	05/25/22	05/26/22
CEL Token:											
CEL Token	CEL	-	-	-	-	-	-	-	-	-	-
BTC & Equivalents:											
Bitcoin	BTC	(250.00)	-	-	-	-	-	-	(411.31)	120.00	(240.00)
Wrapped Bitcoin	WBTC	-	-	-	-	-	-	-	-	-	-
		(250.00)	-	-	-	-	-	-	(411.31)	120.00	(240.00)
ETH & Equivalents:											
Ether	ETH	(1,500.00)	-	-	-	-	-	(0.01)	-	(9,196.34)	(1,090.00)
Binance ETH	BETH	-	-	-	-	-	-	-	-	-	-
Staked Ether	stETH	-	-	-	-	-	-	-	-	-	-
Wrapped Ether	WETH	-	-	-	-	-	-	-	-	-	-
		(1,500.00)	-	-	-	-	-	(0.01)	-	(9,196.34)	(1,090.00)
USD/Stable Coins:											
3Crv	3CRV	-	-	-	-	-	-	-	-	-	-
Angle Protocol	agEUR	-	-	-	-	-	-	-	-	-	-
Alchemix USD	alUSD	-	-	-	-	-	-	-	-	-	-
AnchorUST	aUST	-	-	-	-	-	-	-	-	-	-
Binance USD	BUSD	-	-	-	-	-	-	-	-	-	-
MCDAI	DAI	-	-	-	-	-	-	-	-	-	-
STASIS EURO	EURS	-	-	-	-	-	-	-	-	-	-
Tether EURt	EURT	-	-	-	-	-	-	-	-	-	-
Fei USD	FEI	-	-	-	-	-	-	-	-	-	-
Frax	FRAX	-	-	-	-	-	-	-	-	-	-
Gemini dollar	GUSD	-	-	-	-	-	(3,186,993.00)	(600,000.00)	-	-	-
H2O DAO	H2O	-	-	-	-	-	-	-	-	-	-
Liquity USD	LUSD	-	-	-	-	-	-	-	-	-	-
MAI	miMATIC	-	-	-	-	-	-	-	-	-	-
Origin Dollar	OUSD	-	-	-	-	-	-	-	-	-	-
sUSD	SUSD	-	-	-	-	-	-	-	-	-	-
TrueUSD	TUSD	107,287.03	21,802.38	-	-	-	-	-	-	-	-
USD Coin	USDC	(4,000,000.00)	-	-	-	-	(200,000.00)	-	(2,000,000.00)	-	-
Pax Dollar	USDP	116,117.16	866.08	26,293.84	-	-	-	-	-	-	-
Tether	USDT	-	-	-	-	-	-	-	(1,000,000.00)	-	-
YUSD Stablecoin	yUSD	-	-	-	-	-	-	-	-	-	-
Z.com USD	ZUSD	-	-	-	-	-	-	-	-	-	-
		(3,776,595.81)	22,668.46	26,293.84	-	-	(3,386,993.00)	(600,000.00)	(3,000,000.00)	-	-
Other:											
1Inch Token	1INCH	-	-	-	-	-	-	-	-	-	-
Aave Token	AAVE	-	-	-	22.51	-	-	-	-	-	-
Acala	ACA	-	-	-	-	-	-	-	-	-	-
Cardano	ADA	-	-	-	-	-	-	-	-	-	-
Alchemix	ALCX	-	-	-	-	-	-	-	-	-	-
ALICE	ALICE	-	-	-	-	-	-	-	-	-	-
Alpha Venture DAO	ALPHA	-	-	-	-	-	-	-	-	-	-
Ampleforth	AMPL	-	-	-	-	-	-	-	-	-	-
ANKR	ANKR	-	-	-	-	-	-	-	-	-	-
Star Atlas	ATLAS	-	-	-	-	-	-	-	-	-	-
Avalanche	AVAX	-	-	-	-	-	-	-	-	-	-
Badger	BADGER	-	-	-	-	-	-	-	-	-	-

Schedule 1

Daily Blockchain Activity for Custody Wallets (Net No. of Crypto Assets) April 7 through July 13, 2022 ^{1,A}

Crypto Asset	Symbol ²	05/17/22	05/18/22	05/19/22	05/20/22	05/21/22	05/22/22	05/23/22	05/24/22	05/25/22	05/26/22
Balancer	BAL	-	-	-	-	-	-	-	-	-	-
Basic Attention Token	BAT	-	-	-	-	-	-	-	-	-	-
Bitcoin Cash	BCH	24.36	40.14	-	-	-	-	-	-	-	-
Binance Coin	BNB	-	-	-	-	-	-	-	-	-	-
Bancor Network Token	BNT	-	238.28	-	-	-	-	-	-	-	-
Boba Network	BOBA	-	-	-	-	-	-	-	-	-	-
BarnBridge	BOND	-	-	-	-	-	-	-	-	-	-
BoringDAO	BOR	-	-	-	-	-	-	-	-	-	-
Bitcoin SV	BSV	56.00	-	-	-	-	-	-	-	-	-
Bitcoin Gold	BTG	-	-	-	-	-	-	-	-	-	-
Compound	COMP	28.97	-	-	-	-	-	-	-	-	-
Cream Finance	CREAM	-	-	-	-	-	-	-	-	-	-
Curve DAO Token	CRV	-	-	-	-	-	-	-	-	-	-
Convex	CVX	-	-	-	-	-	-	-	-	-	-
exADA	exADA	-	-	-	-	-	-	-	-	-	-
exBTC	exBTC	-	-	-	-	-	-	-	-	-	-
exDOGE	exDOGE	-	-	-	-	-	-	-	-	-	-
exETH	exETH	-	-	-	-	-	-	-	-	-	-
Dash	DASH	-	-	-	-	-	-	-	-	-	-
DIGG	DIGG	-	-	-	-	-	-	-	-	-	-
Dogecoin	DOGE	345,940.65	-	-	-	-	-	-	-	-	-
Dotcoin	DOT	-	-	-	599.87	-	-	-	-	-	-
EOS	EOS	-	-	-	-	-	-	-	-	-	-
Ethereum Classic	ETC	48.42	296.62	506.10	-	-	-	-	-	-	-
Harvest Finance	FARM	-	-	-	-	-	-	-	-	-	-
StaFi	FIS	-	-	-	-	-	-	-	-	-	-
Fantom	FTM	-	-	-	-	-	-	-	-	-	-
FTX Token	FTT	-	-	-	-	-	-	-	-	-	-
Kin	KIN	-	-	-	-	-	-	-	-	-	-
Kyber Network Crystal v2	KNC	266.58	8,799.55	-	-	-	-	1,887.08	-	-	-
Lido DAO	LDO	-	-	-	-	-	-	-	-	-	-
ChainLink Token	LINK	-	-	-	-	-	-	(14,275.00)	-	-	-
Livepeer Token	LPT	778.76	131.34	-	-	-	-	-	-	-	-
LQTY	LQTY	-	-	-	-	-	-	-	-	-	-
Loopring	LRC	-	-	-	-	-	-	-	-	-	-
Litecoin	LTC	-	-	-	-	-	-	-	-	-	-
Luna	LUNA	-	-	-	-	-	-	-	-	-	-
Terra Classic	LUNC	-	-	-	-	-	-	-	-	8,350,324.64	-
Decentraland MANA	MANA	129,932.38	-	-	-	-	-	-	-	-	-
Matic Token	MATIC	-	-	-	-	-	-	(593,046.00)	(1,265,354.28)	-	-
Maker	MKR	-	-	-	-	-	-	-	-	-	-
Marinade Staked SOL	MSOL	-	-	-	-	-	-	-	-	-	-
OMGToken	OMG	-	-	-	-	-	-	-	-	-	-
Ownix	ONX	-	-	-	-	-	-	-	-	-	-
Orbs	ORBS	-	-	-	-	-	-	-	-	-	-
Paxos Gold	PAXG	-	-	-	701.65	-	-	(800.00)	-	-	-
pNetwork	PNT	-	-	-	-	-	-	-	-	-	-
Star Atlas DAO	POLIS	-	-	-	-	-	-	-	-	-	-
BENQI	QI	-	-	-	-	-	-	-	-	-	-
Qredo	QRDO	-	-	-	-	-	-	-	-	-	-

Schedule 1

Daily Blockchain Activity for Custody Wallets (Net No. of Crypto Assets) April 7 through July 13, 2022 ^{1,A}

Crypto Asset	Symbol ²	05/17/22	05/18/22	05/19/22	05/20/22	05/21/22	05/22/22	05/23/22	05/24/22	05/25/22	05/26/22
Raydium	RAY	-	-	-	-	-	-	-	-	-	-
Ren	REN	-	-	-	-	-	-	-	-	-	-
Rook	ROOK	-	-	-	-	-	-	-	-	-	-
BENQI Liquid Staked AVAX	sAVAX	-	-	-	-	-	-	-	-	-	-
Saga	SGA	-	-	-	-	-	-	-	-	-	-
Songbird	SGB	22,903.82	-	-	-	-	-	-	-	-	52,018.31
Sugar Exchange	SGR	-	-	-	-	-	-	-	-	-	-
Synthetic Network	SNX	11,404.47	-	1,824.52	2,463.63	-	-	-	-	-	-
Solana	SOL	-	-	-	-	-	-	-	-	-	-
Spark	SPARK	-	-	-	-	-	-	-	-	-	-
Serum	SRM	-	-	-	-	-	-	-	-	-	-
SushiToken	SUSHI	-	-	19,233.41	-	-	-	-	-	-	-
TrueAUD	TAUD	-	-	-	-	-	-	-	-	-	-
TrueCAD	TCAD	-	-	-	-	-	-	-	-	-	-
TrueGBP	TGBP	8.98	-	44,060.98	-	-	-	-	-	-	-
TrueHKD	THKD	-	-	-	-	-	-	-	-	-	-
TrueFi	TRU	-	-	-	-	-	-	-	-	-	-
UMA Voting Token v1	UMA	-	-	-	-	-	-	-	-	-	-
Uniswap	UNI	-	-	-	-	-	-	-	-	-	-
UST	USTC	-	-	-	-	-	-	-	-	-	52,846.70
Vesper	VSP	-	-	-	-	-	-	-	-	-	-
wDGLD	WDGLD	-	-	-	-	-	-	-	-	-	-
Tether Gold	XAUT	-	-	-	-	-	-	-	-	-	-
eCash	XEC	-	-	-	-	-	-	-	-	-	-
Stellar Lumens	XLM	-	-	-	-	-	0.00	80,496.79	-	-	(1,000,000.00)
XLP	XRP	272,782.60	-	-	-	-	-	-	-	-	258,000.99
Tezox	XTZ	673.41	-	-	-	-	-	3,210.47	-	3,487.09	-
yearn.finance	YFI	-	-	-	-	-	-	-	-	-	-
YF Link	YFL	-	-	-	-	-	-	-	-	-	-
yveCRV-DAO	yveCRV-DAO	-	-	-	-	-	-	-	-	-	-
Zcash	ZEC	-	-	-	-	-	-	-	-	-	-
Ox	ZRX	-	-	-	54,642.68	-	-	-	-	-	-
		784,849.40	9,505.93	65,625.01	58,430.34	-	0.00	(522,526.66)	(1,265,354.28)	8,353,811.73	(637,134.00)
Net Totals		(2,993,496.41)	32,174.39	91,918.85	58,430.34	-	0.00	(3,909,519.67)	(1,865,765.59)	5,344,735.39	(638,464.00)

Schedule 1

Daily Blockchain Activity for Custody Wallets (Net No. of Crypto Assets) April 7 through July 13, 2022 ^{1,A}

Crypto Asset	Symbol ²	05/27/22	05/28/22	05/29/22	05/30/22	05/31/22	06/01/22	06/02/22	06/03/22	06/04/22	06/05/22
CEL Token:											
CEL Token	CEL	-	-	-	-	-	-	-	-	-	-
BTC & Equivalents:											
Bitcoin	BTC	-	-	-	157.14	-	(100.00)	(70.00)	263.26	-	-
Wrapped Bitcoin	WBTC	-	-	-	-	-	-	-	-	-	-
		-	-	-	157.14	-	(100.00)	(70.00)	263.26	-	-
ETH & Equivalents:											
Ether	ETH	2,063.84	-	-	-	-	(2,200.00)	(1,000.00)	504.32	-	-
Binance ETH	BETH	-	-	-	-	-	-	-	-	-	-
Staked Ether	stETH	-	-	-	-	-	-	-	-	-	-
Wrapped Ether	WETH	-	-	-	-	-	-	-	-	-	-
		2,063.84	-	-	-	-	(2,200.00)	(1,000.00)	504.32	-	-
USD/Stable Coins:											
3Crv	3CRV	-	-	-	-	-	-	-	-	-	-
Angle Protocol	agEUR	-	-	-	-	-	-	-	-	-	-
Alchemix USD	alUSD	-	-	-	-	-	-	-	-	-	-
AnchorUST	aUST	-	-	-	-	-	-	-	-	-	-
Binance USD	BUSD	179,166.05	-	-	-	-	-	-	-	-	-
MCDAI	DAI	-	-	-	-	-	-	-	-	-	-
STASIS EURO	EURS	-	-	-	-	-	-	-	-	-	-
Tether EURt	EURT	-	-	-	-	-	-	-	-	-	-
Fei USD	FEI	-	-	-	-	-	-	-	-	-	-
Frax	FRAX	-	-	-	-	-	-	-	-	-	-
Gemini dollar	GUSD	-	-	-	-	869,127.30	(1,000,000.00)	-	-	-	-
H2O DAO	H2O	-	-	-	-	-	-	-	-	-	-
Liquity USD	LUSD	-	-	-	-	-	-	-	-	-	-
MAI	miMATIC	-	-	-	-	-	-	-	-	-	-
Origin Dollar	OUSD	-	-	-	-	-	-	-	-	-	-
sUSD	SUSD	-	-	-	-	-	-	-	-	-	-
TrueUSD	TUSD	(500.00)	-	-	27,163.94	29,610.55	-	-	-	-	-
USD Coin	USDC	42,075.04	-	-	1,577,438.44	-	4,776,530.74	-	-	-	-
Pax Dollar	USDP	-	-	-	-	-	-	-	-	-	-
Tether	USDT	-	-	-	-	-	-	-	162,872.40	-	-
YUSD Stablecoin	yUSD	-	-	-	-	-	-	-	-	-	-
Z.com USD	ZUSD	-	-	-	-	-	-	-	-	-	-
		220,741.09	-	-	1,604,602.38	898,737.85	3,776,530.74	-	162,872.40	-	-
Other:											
1Inch Token	1INCH	-	-	-	-	-	-	-	-	-	-
Aave Token	AAVE	66.48	-	-	579.07	-	-	-	-	-	-
Acala	ACA	-	-	-	-	-	-	-	-	-	-
Cardano	ADA	-	-	-	1,031,725.20	237,861.80	-	-	-	-	-
Alchemix	ALCX	-	-	-	-	-	-	-	-	-	-
ALICE	ALICE	-	-	-	-	-	-	-	-	-	-
Alpha Venture DAO	ALPHA	-	-	-	-	-	-	-	-	-	-
Ampleforth	AMPL	-	-	-	-	-	-	-	-	-	-
ANKR	ANKR	-	-	-	-	-	-	-	-	-	-
Star Atlas	ATLAS	-	-	-	-	-	-	-	-	-	-
Avalanche	AVAX	-	-	-	536.03	-	-	-	-	-	-
Badger	BADGER	-	-	-	-	-	-	-	-	-	-

Schedule 1

Daily Blockchain Activity for Custody Wallets (Net No. of Crypto Assets) April 7 through July 13, 2022 ^{1,A}

Crypto Asset	Symbol ²	05/27/22	05/28/22	05/29/22	05/30/22	05/31/22	06/01/22	06/02/22	06/03/22	06/04/22	06/05/22
Balancer	BAL	-	-	-	-	-	-	-	-	-	-
Basic Attention Token	BAT	-	-	-	-	-	-	-	-	-	-
Bitcoin Cash	BCH	-	-	-	118.15	-	-	-	-	-	-
Binance Coin	BNB	(65.00)	-	-	-	-	-	-	-	-	-
Bancor Network Token	BNT	-	-	-	4,990.21	-	-	1,448.00	-	-	-
Boba Network	BOBA	-	-	-	-	-	-	-	-	-	-
BarnBridge	BOND	-	-	-	-	-	-	-	-	-	-
BoringDAO	BOR	-	-	-	-	-	-	-	-	-	-
Bitcoin SV	BSV	-	-	-	-	-	-	-	-	-	-
Bitcoin Gold	BTG	-	-	-	-	-	-	-	-	-	-
Compound	COMP	-	-	-	-	-	-	-	-	-	-
Cream Finance	CREAM	-	-	-	-	-	-	-	-	-	-
Curve DAO Token	CRV	-	-	-	-	-	-	3,743.80	-	-	-
Convex	CVX	-	-	-	-	-	-	-	-	-	-
exADA	exADA	-	-	-	-	-	-	-	-	-	-
exBTC	exBTC	-	-	-	-	-	-	-	-	-	-
exDOGE	exDOGE	-	-	-	-	-	-	-	-	-	-
exETH	exETH	-	-	-	-	-	-	-	-	-	-
Dash	DASH	-	-	-	-	-	-	-	-	-	-
DIGG	DIGG	-	-	-	-	-	-	-	-	-	-
Dogecoin	DOGE	(710,002.15)	-	-	107,116.61	621,331.56	-	-	-	-	-
Dotcoin	DOT	(25,000.00)	-	-	689.41	(4,400.00)	-	5,675.71	-	-	-
EOS	EOS	-	-	-	-	-	-	-	-	-	-
Ethereum Classic	ETC	-	-	-	-	-	-	-	1,703.83	-	-
Harvest Finance	FARM	-	-	-	-	-	-	-	-	-	-
StaFi	FIS	-	-	-	-	-	-	-	-	-	-
Fantom	FTM	-	-	-	-	-	-	-	-	-	-
FTX Token	FTT	-	-	-	-	-	-	-	-	-	-
Kin	KIN	-	-	-	-	-	-	-	-	-	-
Kyber Network Crystal v2	KNC	2,971.07	-	-	4,833.70	7,970.74	-	-	-	-	-
Lido DAO	LDO	-	-	-	-	-	-	-	-	-	-
ChainLink Token	LINK	(6,000.00)	-	-	10,369.52	-	-	-	-	-	-
Livepeer Token	LPT	-	-	-	-	-	-	-	-	-	-
LQTY	LQTY	-	-	-	-	-	-	-	-	-	-
Loopring	LRC	-	-	-	-	-	-	-	-	-	-
Litecoin	LTC	-	-	-	-	(3,000.00)	(540.00)	2,582.98	-	-	-
Luna	LUNA	-	-	-	-	-	-	-	-	-	-
Terra Classic	LUNC	-	-	-	-	-	-	-	-	-	-
Decentraland MANA	MANA	-	-	-	-	-	-	-	-	-	-
Matic Token	MATIC	-	-	-	323,589.34	-	-	-	-	-	-
Maker	MKR	-	-	-	-	-	-	-	-	-	-
Marinade Staked SOL	MSOL	-	-	-	-	-	-	-	-	-	-
OMGToken	OMG	-	-	-	-	-	-	-	-	-	-
Ownix	ONX	-	-	-	-	-	-	-	-	-	-
Orbs	ORBS	-	-	-	-	-	-	-	-	-	-
Paxos Gold	PAXG	-	-	-	-	-	-	-	-	-	-
pNetwork	PNT	-	-	-	-	-	-	-	-	-	-
Star Atlas DAO	POLIS	-	-	-	-	-	-	-	-	-	-
BENQI	QI	-	-	-	-	-	-	-	-	-	-
Qredo	QRDO	-	-	-	-	-	-	-	-	-	-

Schedule 1

Daily Blockchain Activity for Custody Wallets (Net No. of Crypto Assets) April 7 through July 13, 2022 ^{1,A}

Crypto Asset	Symbol ²	05/27/22	05/28/22	05/29/22	05/30/22	05/31/22	06/01/22	06/02/22	06/03/22	06/04/22	06/05/22
Raydium	RAY	-	-	-	-	-	-	-	-	-	-
Ren	REN	-	-	-	-	-	-	-	-	-	-
Rook	ROOK	-	-	-	-	-	-	-	-	-	-
BENQI Liquid Staked AVAX	sAVAX	-	-	-	-	-	-	-	-	-	-
Saga	SGA	-	-	-	-	-	-	-	-	-	-
Songbird	SGB	-	-	-	68,113.98	-	-	-	-	-	-
Sugar Exchange	SGR	-	-	-	-	-	-	-	-	-	-
Synthetix Network	SNX	-	-	-	-	-	-	-	-	-	-
Solana	SOL	-	-	-	(6,000.00)	(896.00)	-	-	-	-	-
Spark	SPARK	-	-	-	-	-	-	-	-	-	-
Serum	SRM	-	-	-	-	-	-	-	-	-	-
SushiToken	SUSHI	-	-	-	-	-	-	-	-	-	-
TrueAUD	TAUD	-	-	-	-	-	-	-	-	-	-
TrueCAD	TCAD	-	-	-	-	-	-	-	-	-	-
TrueGBP	TGBP	-	-	-	-	-	-	-	-	-	-
TrueHKD	THKD	-	-	-	-	-	-	-	-	-	-
TrueFi	TRU	-	-	-	-	-	-	-	-	-	-
UMA Voting Token v1	UMA	-	-	-	-	-	-	-	-	-	-
Uniswap	UNI	-	-	-	-	-	-	-	-	-	-
UST	USTC	-	-	-	-	-	-	-	-	-	-
Vesper	VSP	-	-	-	-	-	-	-	-	-	-
wDGLD	WDGLD	-	-	-	-	-	-	-	-	-	-
Tether Gold	XAUT	-	-	-	-	-	-	-	-	-	-
eCash	XEC	-	-	-	-	-	-	-	-	-	-
Stellar Lumens	XLM	(200,000.00)	-	-	280,165.96	-	-	-	53,730.73	-	-
XLP	XRP	-	-	-	1,099,359.92	-	-	-	-	-	-
Tezox	XTZ	-	-	-	-	-	-	-	-	-	-
yearn.finance	YFI	-	-	-	-	-	-	0.44	-	-	-
YF Link	YFL	-	-	-	-	-	-	-	-	-	-
yveCRV-DAO	yveCRV-DAO	-	-	-	-	-	-	-	-	-	-
Zcash	ZEC	-	-	-	-	-	-	-	-	-	-
Ox	ZRX	-	-	-	-	-	-	-	-	-	-
		(938,029.60)	-	-	2,926,187.10	858,868.10	(540.00)	13,450.93	55,434.56	-	-
Net Totals		(715,224.67)	-	-	4,530,946.62	1,757,605.95	3,773,690.74	12,380.93	219,074.54	-	-

Schedule 1

Daily Blockchain Activity for Custody Wallets (Net No. of Crypto Assets) April 7 through July 13, 2022 ^{1,A}

Crypto Asset	Symbol ²	06/06/22	06/07/22	06/08/22	06/09/22	06/10/22	06/11/22	06/12/22	06/13/22	06/14/22	06/15/22
CEL Token:											
CEL Token	CEL	-	-	(532,610.75)	(6,908.76)	32,900.46	-	-	-	-	-
		-	-	(532,610.75)	(6,908.76)	32,900.46	-	-	-	-	-
BTC & Equivalents:											
Bitcoin	BTC	28.84	-	(227.13)	28.57	20.56	-	-	-	-	-
Wrapped Bitcoin	WBTC	-	-	(9.84)	-	3.54	-	(2.50)	-	-	-
		28.84	-	(236.97)	28.57	24.10	-	(2.50)	-	-	-
ETH & Equivalents:											
Ether	ETH	8,001.63	-	(0.13)	489.68	(34.15)	-	(0.00)	-	-	-
Binance ETH	BETH	-	-	-	-	-	-	-	-	-	-
Staked Ether	stETH	-	-	-	-	-	-	-	-	-	-
Wrapped Ether	WETH	-	-	-	-	-	-	-	-	-	-
		8,001.63	-	(0.13)	489.68	(34.15)	-	(0.00)	-	-	-
USD/Stable Coins:											
3Crv	3CRV	-	-	-	-	-	-	-	-	-	-
Angle Protocol	agEUR	-	-	-	-	-	-	-	-	-	-
Alchemix USD	alUSD	-	-	-	-	-	-	-	-	-	-
AnchorUST	aUST	-	-	-	-	-	-	-	-	-	-
Binance USD	BUSD	-	-	(307,081.27)	-	29,207.77	-	-	-	-	-
MCDAI	DAI	-	-	(681,675.24)	(67,349.26)	(68,899.48)	-	-	-	-	-
STASIS EURO	EURS	-	-	-	-	-	-	-	-	-	-
Tether EURt	EURT	-	-	-	-	-	-	-	-	-	-
Fei USD	FEI	-	-	-	-	-	-	-	-	-	-
Frax	FRAX	-	-	-	-	-	-	-	-	-	-
Gemini dollar	GUSD	-	-	(908,450.33)	(7,378.80)	70,565.84	-	-	-	-	-
H2O DAO	H2O	-	-	-	-	-	-	-	-	-	-
Liquity USD	LUSD	-	-	-	-	-	-	-	-	-	-
MAI	miMATIC	-	-	-	-	-	-	-	-	-	-
Origin Dollar	OUSD	-	-	-	-	-	-	-	-	-	-
sUSD	SUSD	-	-	-	-	-	-	-	-	-	-
TrueUSD	TUSD	1,431.11	21.33	(7,548.93)	-	-	-	-	-	-	-
USD Coin	USDC	-	-	(5,572,634.68)	(222,382.65)	2,537,193.71	-	-	-	-	-
Pax Dollar	USDP	-	-	(28,983.32)	5,783.93	-	-	-	-	-	-
Tether	USDT	-	-	(1,164,553.68)	(171,677.56)	7,254.20	-	-	-	-	-
YUSD Stablecoin	yUSD	-	-	-	-	-	-	-	-	-	-
Z.com USD	ZUSD	-	-	-	-	-	-	-	-	-	-
		1,431.11	21.33	(8,670,927.45)	(463,004.34)	2,575,322.04	-	-	-	-	-
Other:											
1Inch Token	1INCH	-	-	(23,212.59)	-	-	-	-	-	-	-
Aave Token	AAVE	-	-	(852.31)	(55.43)	-	-	-	-	-	-
Acala	ACA	-	-	-	-	-	-	-	-	-	-
Cardano	ADA	-	-	(1,310,556.47)	70,892.58	(1,669,322.06)	-	-	-	-	-
Alchemix	ALCX	-	-	-	-	-	-	-	-	-	-
ALICE	ALICE	-	-	-	-	-	-	-	-	-	-
Alpha Venture DAO	ALPHA	-	-	-	-	-	-	-	-	-	-
Ampleforth	AMPL	-	-	-	-	-	-	-	-	-	-
ANKR	ANKR	-	-	-	-	-	-	-	-	-	-
Star Atlas	ATLAS	-	-	-	-	-	-	-	-	-	-
Avalanche	AVAX	-	-	(5,918.18)	(2,032.02)	-	-	-	-	-	-
Badger	BADGER	-	-	-	-	-	-	-	-	-	-

Schedule 1

Daily Blockchain Activity for Custody Wallets (Net No. of Crypto Assets) April 7 through July 13, 2022 ^{1,A}

Crypto Asset	Symbol ²	06/06/22	06/07/22	06/08/22	06/09/22	06/10/22	06/11/22	06/12/22	06/13/22	06/14/22	06/15/22
Balancer	BAL	-	-	-	-	-	-	-	-	-	-
Basic Attention Token	BAT	-	-	(36,946.67)	-	20,998.44	-	-	-	-	-
Bitcoin Cash	BCH	-	-	(196.47)	29.94	29.98	-	-	-	-	-
Binance Coin	BNB	-	-	(342.85)	-	-	-	(3.05)	-	-	-
Bancor Network Token	BNT	-	-	(1,634.95)	-	-	-	-	-	-	-
Boba Network	BOBA	-	-	-	-	-	-	-	-	-	-
BarnBridge	BOND	-	-	-	-	-	-	-	-	-	-
BoringDAO	BOR	-	-	-	-	-	-	-	-	-	-
Bitcoin SV	BSV	-	-	(97.62)	(79.66)	-	-	-	-	-	-
Bitcoin Gold	BTG	-	-	-	-	-	-	-	-	-	-
Compound	COMP	32.25	-	(108.38)	-	-	-	-	-	-	-
Cream Finance	CREAM	-	-	-	-	-	-	-	-	-	-
Curve DAO Token	CRV	-	-	-	-	-	-	-	-	-	-
Convex	CVX	-	-	-	-	-	-	-	-	-	-
cxADA	cxADA	-	-	-	-	-	-	-	-	-	-
cxBTC	cxBTC	-	-	-	-	-	-	-	-	-	-
cxDOGE	cxDOGE	-	-	-	-	-	-	-	-	-	-
cxETH	cxETH	-	-	-	-	-	-	-	-	-	-
Dash	DASH	-	-	(299.45)	(23.17)	-	-	-	-	-	-
DIGG	DIGG	-	-	-	-	-	-	-	-	-	-
Dogecoin	DOGE	-	-	(418,771.65)	(217,729.74)	-	-	(120,126.16)	-	-	-
Dotcoin	DOT	-	-	(10,341.63)	6,457.80	2,856.06	-	-	-	-	-
EOS	EOS	-	-	(27,534.77)	-	-	-	-	-	-	-
Ethereum Classic	ETC	-	-	-	(2,370.61)	2,400.47	-	-	-	-	-
Harvest Finance	FARM	-	-	-	-	-	-	-	-	-	-
StaFi	FIS	-	-	-	-	-	-	-	-	-	-
Fantom	FTM	-	-	-	-	-	-	-	-	-	-
FTX Token	FTT	-	-	-	-	-	-	-	-	-	-
Kin	KIN	-	-	-	-	-	-	-	-	-	-
Kyber Network Crystal v2	KNC	-	-	(10,625.24)	(2,124.10)	-	-	(6,920.34)	-	-	-
Lido DAO	LDO	-	-	-	-	-	-	-	-	-	-
ChainLink Token	LINK	-	-	(60,540.04)	(1,549.33)	119,672.37	-	-	-	-	-
Livepeer Token	LPT	-	-	(1,396.30)	(193.91)	-	-	-	-	-	-
LQTY	LQTY	-	-	-	-	-	-	-	-	-	-
Loopring	LRC	-	-	-	-	-	-	-	-	-	-
Litecoin	LTC	-	413.68	830.72	(513.19)	412.51	-	-	-	-	-
Luna	LUNA	-	-	-	-	-	-	-	-	-	-
Terra Classic	LUNC	-	-	-	-	-	-	-	-	-	-
Decentraland MANA	MANA	-	-	(133,792.15)	-	-	-	-	-	-	-
Matic Token	MATIC	-	-	(720,197.10)	155,112.21	165,257.88	-	-	-	-	-
Maker	MKR	-	-	-	-	-	-	-	-	-	-
Marinade Staked SOL	MSOL	-	-	-	-	-	-	-	-	-	-
OMGToken	OMG	-	-	-	-	-	-	-	-	-	-
Ownix	ONX	-	-	-	-	-	-	-	-	-	-
Orbs	ORBS	-	-	-	-	-	-	-	-	-	-
Paxos Gold	PAXG	3.02	-	(22.69)	(3.05)	-	-	-	-	-	-
pNetwork	PNT	-	-	-	-	-	-	-	-	-	-
Star Atlas DAO	POLIS	-	-	-	-	-	-	-	-	-	-
BENQI	QI	-	-	-	-	-	-	-	-	-	-
Qredo	QRDO	-	-	-	-	-	-	-	-	-	-

Schedule 1

Daily Blockchain Activity for Custody Wallets (Net No. of Crypto Assets) April 7 through July 13, 2022 ^{1,A}

Crypto Asset	Symbol ²	06/06/22	06/07/22	06/08/22	06/09/22	06/10/22	06/11/22	06/12/22	06/13/22	06/14/22	06/15/22
Raydium	RAY	-	-	-	-	-	-	-	-	-	-
Ren	REN	-	-	-	-	-	-	-	-	-	-
Rook	ROOK	-	-	-	-	-	-	-	-	-	-
BENQI Liquid Staked AVAX	sAVAX	-	-	-	-	-	-	-	-	-	-
Saga	SGA	-	-	-	-	-	-	-	-	-	-
Songbird	SGB	-	-	-	-	-	-	(568,231.36)	-	-	-
Sugar Exchange	SGR	-	-	-	-	-	-	-	-	-	-
Synthetix Network	SNX	-	-	(23,729.69)	(9,992.67)	-	-	-	-	-	-
Solana	SOL	-	-	(4,301.65)	(999.54)	-	-	-	-	-	-
Spark	SPARK	-	-	-	-	-	-	-	-	-	-
Serum	SRM	-	-	-	-	-	-	-	-	-	-
SushiToken	SUSHI	-	-	(36,939.20)	-	-	-	-	-	-	-
TrueAUD	TAUD	-	-	(1,796.97)	-	-	-	-	-	-	-
TrueCAD	TCAD	-	-	(3,054.73)	-	-	-	-	-	-	-
TrueGBP	TGBP	-	-	(47,939.89)	-	-	-	(3,878.91)	-	-	-
TrueHKD	THKD	-	-	(41,275.00)	-	-	-	-	-	-	-
TrueFi	TRU	-	-	-	-	-	-	-	-	-	-
UMA Voting Token v1	UMA	-	-	(4,151.30)	-	-	-	-	-	-	-
Uniswap	UNI	-	-	(18,692.37)	-	1,468.30	-	-	-	-	-
UST	USTC	-	-	-	(313,368.57)	-	-	-	-	-	-
Vesper	VSP	-	-	-	-	-	-	-	-	-	-
wDGLD	WDGLD	-	-	-	-	-	-	-	-	-	-
Tether Gold	XAUT	-	-	-	-	-	-	-	-	-	-
eCash	XEC	-	-	-	-	-	-	-	-	-	-
Stellar Lumens	XLM	-	-	(275,381.15)	(34,213.68)	175,219.17	-	-	-	-	-
XLP	XRP	-	-	(375,346.14)	(50,840.39)	-	-	-	-	-	-
Tezox	XTZ	-	-	(4,711.92)	-	-	-	-	-	-	-
yearn.finance	YFI	-	-	-	-	-	-	-	-	-	-
YF Link	YFL	-	-	-	-	-	-	-	-	-	-
yveCRV-DAO	yveCRV-DAO	-	-	-	-	-	-	-	-	-	-
Zcash	ZEC	-	-	(2,880.95)	557.51	-	-	-	-	-	-
Ox	ZRX	-	-	(46,055.19)	8,883.00	-	-	-	-	-	-
		35.27	413.68	(3,648,812.94)	(394,156.02)	(1,181,006.88)	-	(699,159.82)	-	-	-
Net Totals		9,496.85	435.01	(12,852,588.24)	(863,550.87)	1,427,205.57	-	(699,162.32)	-	-	-

Schedule 1

Daily Blockchain Activity for Custody Wallets (Net No. of Crypto Assets) April 7 through July 13, 2022 ^{1,A}

Crypto Asset	Symbol ²	06/16/22	06/17/22	06/18/22	06/19/22	06/20/22	06/21/22	06/22/22	06/23/22	06/24/22	06/25/22
CEL Token:											
CEL Token	CEL	-	-	-	-	-	-	-	-	-	-
BTC & Equivalents:											
Bitcoin	BTC	-	-	-	-	-	-	-	-	-	-
Wrapped Bitcoin	WBTC	-	-	-	-	-	-	-	-	-	-
ETH & Equivalents:											
Ether	ETH	-	-	-	-	-	-	-	-	-	-
Binance ETH	BETH	-	-	-	-	-	-	-	-	-	-
Staked Ether	stETH	-	-	-	-	-	-	-	-	-	-
Wrapped Ether	WETH	-	-	-	-	-	-	-	-	-	-
USD/Stable Coins:											
3Crv	3CRV	-	-	-	-	-	-	-	-	-	-
Angle Protocol	agEUR	-	-	-	-	-	-	-	-	-	-
Alchemix USD	alUSD	-	-	-	-	-	-	-	-	-	-
AnchorUST	aUST	-	-	-	-	-	-	-	-	-	-
Binance USD	BUSD	-	-	-	-	-	-	-	-	-	-
MCDAI	DAI	-	-	-	-	-	-	-	-	-	-
STASIS EURO	EURS	-	-	-	-	-	-	-	-	-	-
Tether EURt	EURT	-	-	-	-	-	-	-	-	-	-
Fei USD	FEI	-	-	-	-	-	-	-	-	-	-
Frax	FRAX	-	-	-	-	-	-	-	-	-	-
Gemini dollar	GUSD	-	-	-	-	-	-	-	-	-	-
H2O DAO	H2O	-	-	-	-	-	-	-	-	-	-
Liquity USD	LUSD	-	-	-	-	-	-	-	-	-	-
MAI	miMATIC	-	-	-	-	-	-	-	-	-	-
Origin Dollar	OUSD	-	-	-	-	-	-	-	-	-	-
sUSD	SUSD	-	-	-	-	-	-	-	-	-	-
TrueUSD	TUSD	-	-	-	-	-	-	-	-	-	-
USD Coin	USDC	-	-	-	-	-	-	-	-	-	-
Pax Dollar	USDP	-	-	-	-	-	-	-	-	-	-
Tether	USDT	-	-	-	-	-	-	-	-	-	-
YUSD Stablecoin	yUSD	-	-	-	-	-	-	-	-	-	-
Z.com USD	ZUSD	-	-	-	-	-	-	-	-	-	-
Other:											
1Inch Token	1INCH	-	-	-	-	-	-	-	-	-	-
Aave Token	AAVE	-	-	-	-	-	-	-	-	-	-
Acala	ACA	-	-	-	-	-	-	-	-	-	-
Cardano	ADA	-	-	-	-	-	-	-	-	-	-
Alchemix	ALCX	-	-	-	-	-	-	-	-	-	-
ALICE	ALICE	-	-	-	-	-	-	-	-	-	-
Alpha Venture DAO	ALPHA	-	-	-	-	-	-	-	-	-	-
Ampleforth	AMPL	-	-	-	-	-	-	-	-	-	-
ANKR	ANKR	-	-	-	-	-	-	-	-	-	-
Star Atlas	ATLAS	-	-	-	-	-	-	-	-	-	-
Avalanche	AVAX	-	-	-	-	-	-	-	-	-	-
Badger	BADGER	-	-	-	-	-	-	-	-	-	-

Schedule 1

Daily Blockchain Activity for Custody Wallets (Net No. of Crypto Assets) April 7 through July 13, 2022 ^{1,A}

Crypto Asset	Symbol ²	06/16/22	06/17/22	06/18/22	06/19/22	06/20/22	06/21/22	06/22/22	06/23/22	06/24/22	06/25/22
Balancer	BAL	-	-	-	-	-	-	-	-	-	-
Basic Attention Token	BAT	-	-	-	-	-	-	-	-	-	-
Bitcoin Cash	BCH	-	-	-	-	-	-	-	-	-	-
Binance Coin	BNB	-	-	-	-	-	-	-	-	-	-
Bancor Network Token	BNT	-	-	-	-	-	-	-	-	-	-
Boba Network	BOBA	-	-	-	-	-	-	-	-	-	-
BarnBridge	BOND	-	-	-	-	-	-	-	-	-	-
BoringDAO	BOR	-	-	-	-	-	-	-	-	-	-
Bitcoin SV	BSV	-	-	-	-	-	-	-	-	-	-
Bitcoin Gold	BTG	-	-	-	-	-	-	-	-	-	-
Compound	COMP	-	-	-	-	-	-	-	-	-	-
Cream Finance	CREAM	-	-	-	-	-	-	-	-	-	-
Curve DAO Token	CRV	-	-	-	-	-	-	-	-	-	-
Convex	CVX	-	-	-	-	-	-	-	-	-	-
exADA	exADA	-	-	-	-	-	-	-	-	-	-
exBTC	exBTC	-	-	-	-	-	-	-	-	-	-
exDOGE	exDOGE	-	-	-	-	-	-	-	-	-	-
exETH	exETH	-	-	-	-	-	-	-	-	-	-
Dash	DASH	-	-	-	-	-	-	-	-	-	-
DIGG	DIGG	-	-	-	-	-	-	-	-	-	-
Dogecoin	DOGE	-	-	-	-	-	-	-	-	-	-
Dotcoin	DOT	-	-	-	-	-	-	-	-	-	-
EOS	EOS	-	-	-	-	-	-	-	-	-	-
Ethereum Classic	ETC	-	-	-	-	-	-	-	-	-	-
Harvest Finance	FARM	-	-	-	-	-	-	-	-	-	-
StaFi	FIS	-	-	-	-	-	-	-	-	-	-
Fantom	FTM	-	-	-	-	-	-	-	-	-	-
FTX Token	FTT	-	-	-	-	-	-	-	-	-	-
Kin	KIN	-	-	-	-	-	-	-	-	-	-
Kyber Network Crystal v2	KNC	-	-	-	-	-	-	-	-	-	-
Lido DAO	LDO	-	-	-	-	-	-	-	-	-	-
ChainLink Token	LINK	-	-	-	-	-	-	-	-	-	-
Livepeer Token	LPT	-	-	-	-	-	-	-	-	-	-
LQTY	LQTY	-	-	-	-	-	-	-	-	-	-
Loopring	LRC	-	-	-	-	-	-	-	-	-	-
Litecoin	LTC	-	-	-	-	-	-	-	-	-	-
Luna	LUNA	-	-	-	-	-	-	-	-	-	-
Terra Classic	LUNC	-	-	-	-	-	-	-	-	-	-
Decentraland MANA	MANA	-	-	-	-	-	-	-	-	-	-
Matic Token	MATIC	-	-	-	-	-	-	-	-	-	-
Maker	MKR	-	-	-	-	-	-	-	-	-	-
Marinade Staked SOL	MSOL	-	-	-	-	-	-	-	-	-	-
OMGToken	OMG	-	-	-	-	-	-	-	-	-	-
Ownix	ONX	-	-	-	-	-	-	-	-	-	-
Orbs	ORBS	-	-	-	-	-	-	-	-	-	-
Paxos Gold	PAXG	-	-	-	-	-	-	-	-	-	-
pNetwork	PNT	-	-	-	-	-	-	-	-	-	-
Star Atlas DAO	POLIS	-	-	-	-	-	-	-	-	-	-
BENQI	QI	-	-	-	-	-	-	-	-	-	-
Qredo	QRDO	-	-	-	-	-	-	-	-	-	-

Schedule 1

Daily Blockchain Activity for Custody Wallets (Net No. of Crypto Assets) April 7 through July 13, 2022 ^{1,A}

Crypto Asset	Symbol ²	06/16/22	06/17/22	06/18/22	06/19/22	06/20/22	06/21/22	06/22/22	06/23/22	06/24/22	06/25/22
Raydium	RAY	-	-	-	-	-	-	-	-	-	-
Ren	REN	-	-	-	-	-	-	-	-	-	-
Rook	ROOK	-	-	-	-	-	-	-	-	-	-
BENQI Liquid Staked AVAX	sAVAX	-	-	-	-	-	-	-	-	-	-
Saga	SGA	-	-	-	-	-	-	-	-	-	-
Songbird	SGB	-	-	-	-	-	-	-	-	-	-
Sugar Exchange	SGR	-	-	-	-	-	-	-	-	-	-
Synthetix Network	SNX	-	-	-	-	-	-	-	-	-	-
Solana	SOL	-	-	-	-	-	-	-	-	-	-
Spark	SPARK	-	-	-	-	-	-	-	-	-	-
Serum	SRM	-	-	-	-	-	-	-	-	-	-
SushiToken	SUSHI	-	-	-	-	-	-	-	-	-	-
TrueAUD	TAUD	-	-	-	-	-	-	-	-	-	-
TrueCAD	TCAD	-	-	-	-	-	-	-	-	-	-
TrueGBP	TGBP	-	-	-	-	-	-	-	-	-	-
TrueHKD	THKD	-	-	-	-	-	-	-	-	-	-
TrueFi	TRU	-	-	-	-	-	-	-	-	-	-
UMA Voting Token v1	UMA	-	-	-	-	-	-	-	-	-	-
Uniswap	UNI	-	-	-	-	-	-	-	-	-	-
UST	USTC	-	-	-	-	-	-	-	-	-	-
Vesper	VSP	-	-	-	-	-	-	-	-	-	-
wDGLD	WDGLD	-	-	-	-	-	-	-	-	-	-
Tether Gold	XAUT	-	-	-	-	-	-	-	-	-	-
eCash	XEC	-	-	-	-	-	-	-	-	-	-
Stellar Lumens	XLM	-	-	-	-	-	-	-	-	-	-
XLP	XRP	-	-	-	-	-	-	-	-	-	-
Tezox	XTZ	-	-	-	-	-	-	-	-	-	-
yearn.finance	YFI	-	-	-	-	-	-	-	-	-	-
YF Link	YFL	-	-	-	-	-	-	-	-	-	-
yveCRV-DAO	yveCRV-DAO	-	-	-	-	-	-	-	-	-	-
Zcash	ZEC	-	-	-	-	-	-	-	-	-	-
Ox	ZRX	-	-	-	-	-	-	-	-	-	-
Net Totals		-	-	-	-	-	-	-	-	-	-

Schedule 1

Daily Blockchain Activity for Custody Wallets (Net No. of Crypto Assets) April 7 through July 13, 2022 ^{1,A}

Crypto Asset	Symbol ²	06/26/22	06/27/22	06/28/22	06/29/22	06/30/22	07/01/22	07/02/22	07/03/22	07/04/22	07/05/22
CEL Token:											
CEL Token	CEL	-	-	697,108.24	464.47	-	400.00	-	-	438.48	320.00
		-	-	697,108.24	464.47	-	400.00	-	-	438.48	320.00
BTC & Equivalents:											
Bitcoin	BTC	-	-	944.70	0.40	-	1.01	-	-	1.56	0.25
Wrapped Bitcoin	WBTC	-	-	-	-	-	-	-	-	-	-
		-	-	944.70	0.40	-	1.01	-	-	1.56	0.25
ETH & Equivalents:											
Ether	ETH	-	-	15,044.34	-	2.10	1.20	-	-	26.00	121.00
Binance ETH	BETH	-	-	-	-	-	-	-	-	-	-
Staked Ether	stETH	-	-	-	-	-	-	-	-	-	-
Wrapped Ether	WETH	-	-	-	-	-	-	-	-	-	-
		-	-	15,044.34	-	2.10	1.20	-	-	26.00	121.00
USD/Stable Coins:											
3Crv	3CRV	-	-	-	-	-	-	-	-	-	-
Angle Protocol	agEUR	-	-	-	-	-	-	-	-	-	-
Alchemix USD	alUSD	-	-	-	-	-	-	-	-	-	-
AnchorUST	aUST	-	-	-	-	-	-	-	-	-	-
Binance USD	BUSD	-	-	20,918.98	-	-	-	-	-	28.96	-
MCDAI	DAI	-	-	-	-	-	-	-	-	-	-
STASIS EURO	EURS	-	-	-	-	-	-	-	-	-	-
Tether EURt	EURT	-	-	-	-	-	-	-	-	-	-
Fei USD	FEI	-	-	-	-	-	-	-	-	-	-
Frax	FRAX	-	-	-	-	-	-	-	-	-	-
Gemini dollar	GUSD	-	-	2,670,497.03	-	-	-	-	-	-	-
H2O DAO	H2O	-	-	-	-	-	-	-	-	-	-
Liquity USD	LUSD	-	-	-	-	-	-	-	-	-	-
MAI	miMATIC	-	-	-	-	-	-	-	-	-	-
Origin Dollar	OUSD	-	-	-	-	-	-	-	-	-	-
sUSD	SUSD	-	-	-	-	-	-	-	-	-	-
TrueUSD	TUSD	-	-	15,119.01	-	-	-	-	-	-	-
USD Coin	USDC	-	-	1,914,843.24	-	-	-	-	-	-	30,026.64
Pax Dollar	USDP	-	-	113,266.07	-	-	-	-	-	-	-
Tether	USDT	-	-	130,178.75	-	-	16,300.00	-	-	-	-
YUSD Stablecoin	yUSD	-	-	-	-	-	-	-	-	-	-
Z.com USD	ZUSD	-	-	-	-	-	-	-	-	-	-
		-	-	4,864,823.08	-	-	16,300.00	-	-	28.96	30,026.64
Other:											
1Inch Token	1INCH	-	-	5,386.14	-	-	-	-	-	-	-
Aave Token	AAVE	-	-	-	-	-	2,068.07	-	-	206.51	-
Acala	ACA	-	-	-	-	-	-	-	-	-	-
Cardano	ADA	-	-	3,456,363.31	3,075.70	-	-	-	-	-	250.00
Alchemix	ALCX	-	-	-	-	-	-	-	-	-	-
ALICE	ALICE	-	-	-	-	-	-	-	-	-	-
Alpha Venture DAO	ALPHA	-	-	-	-	-	-	-	-	-	-
Ampleforth	AMPL	-	-	-	-	-	-	-	-	-	-
ANKR	ANKR	-	-	-	-	-	-	-	-	-	-
Star Atlas	ATLAS	-	-	-	-	-	-	-	-	-	-
Avalanche	AVAX	-	-	18,830.44	61.87	60.00	98.94	-	-	-	68.00
Badger	BADGER	-	-	-	-	238.82	200.00	-	-	-	-

Schedule 1

Daily Blockchain Activity for Custody Wallets (Net No. of Crypto Assets) April 7 through July 13, 2022 ^{1,A}

Crypto Asset	Symbol ²	06/26/22	06/27/22	06/28/22	06/29/22	06/30/22	07/01/22	07/02/22	07/03/22	07/04/22	07/05/22
Balancer	BAL	-	-	-	-	-	-	-	-	-	-
Basic Attention Token	BAT	-	-	2,178,596.20	-	-	-	-	-	-	-
Bitcoin Cash	BCH	-	-	473.95	-	-	-	-	-	-	-
Binance Coin	BNB	-	-	-	-	-	-	-	-	-	-
Bancor Network Token	BNT	-	-	-	997.50	-	-	-	-	-	-
Boba Network	BOBA	-	-	-	-	-	-	-	-	-	-
BarnBridge	BOND	-	-	-	-	-	-	-	-	-	-
BoringDAO	BOR	-	-	-	-	-	-	-	-	-	-
Bitcoin SV	BSV	-	-	644.57	-	-	-	-	-	-	12.00
Bitcoin Gold	BTG	-	-	-	-	-	-	-	-	-	-
Compound	COMP	-	-	317.83	-	-	-	-	-	-	-
Cream Finance	CREAM	-	-	-	-	-	-	-	-	-	-
Curve DAO Token	CRV	-	-	2,725.69	-	-	-	-	-	-	-
Convex	CVX	-	-	-	-	-	-	-	-	-	-
cxADA	cxADA	-	-	-	-	-	-	-	-	-	-
cxBTC	cxBTC	-	-	-	-	-	-	-	-	-	-
cxDOGE	cxDOGE	-	-	-	-	-	-	-	-	-	-
cxETH	cxETH	-	-	-	-	-	-	-	-	-	-
Dash	DASH	-	-	522.44	-	-	-	-	-	-	-
DIGG	DIGG	-	-	-	-	-	-	-	-	-	-
Dogecoin	DOGE	-	-	198,634.58	13,229.93	950.00	6,100.00	-	-	-	375.00
Dotcoin	DOT	-	-	35,805.00	3.77	-	-	-	-	-	-
EOS	EOS	-	-	65,099.53	-	-	-	-	-	-	-
Ethereum Classic	ETC	-	-	915.25	6.30	1.00	6.50	-	-	2.67	7.00
Harvest Finance	FARM	-	-	-	-	-	-	-	-	-	-
StaFi	FIS	-	-	-	-	-	-	-	-	-	-
Fantom	FTM	-	-	-	-	-	-	-	-	-	-
FTX Token	FTT	-	-	-	-	-	-	-	-	-	-
Kin	KIN	-	-	-	-	-	-	-	-	-	-
Kyber Network Crystal v2	KNC	-	-	-	1,500.00	-	-	-	-	-	-
Lido DAO	LDO	-	-	-	-	-	-	-	-	-	-
ChainLink Token	LINK	-	-	92,267.52	136.26	-	-	-	-	-	1,500.00
Livepeer Token	LPT	-	-	-	-	-	-	-	-	-	-
LQTY	LQTY	-	-	-	-	-	-	-	-	-	-
Loopring	LRC	-	-	-	-	-	-	-	-	-	-
Litecoin	LTC	-	-	3,388.61	5.39	-	-	-	-	1.12	1.30
Luna	LUNA	-	-	-	-	-	-	-	-	-	-
Terra Classic	LUNC	-	-	-	5,000,000.00	-	-	-	-	-	-
Decentraland MANA	MANA	-	-	120,905.13	-	-	-	-	-	72.32	-
Matic Token	MATIC	-	-	1,671,915.09	10.00	-	220.00	-	-	2,305.34	4.30
Maker	MKR	-	-	-	-	3.50	-	-	-	-	-
Marinade Staked SOL	MSOL	-	-	-	-	-	-	-	-	-	-
OMGToken	OMG	-	-	-	99.50	-	-	-	-	-	-
Ownix	ONX	-	-	-	-	-	-	-	-	-	-
Orbs	ORBS	-	-	-	-	-	-	-	-	-	-
Paxos Gold	PAXG	-	-	-	306.48	-	-	-	-	-	-
pNetwork	PNT	-	-	-	-	-	-	-	-	-	-
Star Atlas DAO	POLIS	-	-	-	-	-	-	-	-	-	-
BENQI	QI	-	-	-	-	-	-	-	-	-	-
Qredo	QRDO	-	-	-	-	-	-	-	-	-	-

Schedule 1

Daily Blockchain Activity for Custody Wallets (Net No. of Crypto Assets) April 7 through July 13, 2022 ^{1,A}

Crypto Asset	Symbol ²	06/26/22	06/27/22	06/28/22	06/29/22	06/30/22	07/01/22	07/02/22	07/03/22	07/04/22	07/05/22
Raydium	RAY	-	-	-	-	-	-	-	-	-	-
Ren	REN	-	-	-	-	-	-	-	-	-	-
Rook	ROOK	-	-	-	-	-	-	-	-	-	-
BENQI Liquid Staked AVAX	sAVAX	-	-	-	-	-	-	-	-	-	-
Saga	SGA	-	-	-	-	-	-	-	-	-	-
Songbird	SGB	-	-	-	7,000.00	-	-	-	-	-	-
Sugar Exchange	SGR	-	-	-	-	-	-	-	-	-	-
Synthetic Network	SNX	-	-	50,078.92	-	148.86	-	-	-	520.42	3.45
Solana	SOL	-	-	27,495.71	-	-	150.00	-	-	-	-
Spark	SPARK	-	-	-	-	-	-	-	-	-	-
Serum	SRM	-	-	-	-	-	-	-	-	-	-
SushiToken	SUSHI	-	-	4,345.67	-	-	-	-	-	-	-
TrueAUD	TAUD	-	-	-	-	-	-	-	-	-	-
TrueCAD	TCAD	-	-	-	-	-	-	-	-	-	-
TrueGBP	TGBP	-	-	-	-	-	-	-	-	-	-
TrueHKD	THKD	-	-	-	-	-	-	-	-	-	-
TrueFi	TRU	-	-	-	-	-	-	-	-	-	-
UMA Voting Token v1	UMA	-	-	1,224.84	-	-	-	-	-	-	-
Uniswap	UNI	-	-	20,626.35	-	-	-	-	-	-	-
UST	USTC	-	-	-	-	-	-	-	-	-	-
Vesper	VSP	-	-	-	-	-	-	-	-	-	-
wDGLD	WDGLD	-	-	-	-	-	-	-	-	-	-
Tether Gold	XAUT	-	-	-	-	-	-	-	-	-	-
eCash	XEC	-	-	-	-	-	-	-	-	-	-
Stellar Lumens	XLM	-	-	1,841,478.00	100.00	-	-	-	-	-	20.00
XLP	XRP	-	-	-	-	-	-	-	-	-	-
Tezox	XTZ	-	-	15,861.86	-	-	-	-	-	-	-
yearn.finance	YFI	-	-	-	-	-	-	-	-	-	-
YF Link	YFL	-	-	-	-	-	-	-	-	-	-
yveCRV-DAO	yveCRV-DAO	-	-	-	-	-	-	-	-	-	-
Zcash	ZEC	-	-	-	-	-	-	-	-	-	-
Ox	ZRX	-	-	66,413.48	-	-	-	-	-	-	-
		-	-	9,880,316.11	5,026,532.70	1,402.18	8,843.52	-	-	3,108.38	2,241.05
Net Totals		-	-	15,458,236.47	5,026,997.57	1,404.28	25,545.73	-	-	3,603.38	32,708.94

Schedule 1

Daily Blockchain Activity for Custody Wallets (Net No. of Crypto Assets) April 7 through July 13, 2022 ^{1,A}

Crypto Asset	Symbol ²	07/06/22	07/07/22	07/08/22	07/09/22	07/10/22	07/11/22	07/12/22	07/13/22
CEL Token:									
CEL Token	CEL	311.23	-	-	-	-	-	439.88	-
		311.23	-	-	-	-	-	439.88	-
BTC & Equivalents:									
Bitcoin	BTC	-	-	-	-	-	-	5.48	-
Wrapped Bitcoin	WBTC	-	-	-	-	-	-	-	-
		-	-	-	-	-	-	5.48	-
ETH & Equivalents:									
Ether	ETH	7.87	-	-	-	-	-	9.72	-
Binance ETH	BETH	-	-	-	-	-	-	-	-
Staked Ether	stETH	-	-	-	-	-	-	-	-
Wrapped Ether	WETH	-	-	-	-	-	-	-	-
		7.87	-	-	-	-	-	9.72	-
USD/Stable Coins:									
3Crv	3CRV	-	-	-	-	-	-	-	-
Angle Protocol	agEUR	-	-	-	-	-	-	-	-
Alchemix USD	alUSD	-	-	-	-	-	-	-	-
AnchorUST	aUST	-	-	-	-	-	-	-	-
Binance USD	BUSD	-	-	-	-	-	-	-	-
MCDAI	DAI	-	-	-	-	-	-	-	-
STASIS EURO	EURS	-	-	-	-	-	-	-	-
Tether EURt	EURT	-	-	-	-	-	-	-	-
Fei USD	FEI	-	-	-	-	-	-	-	-
Frax	FRAX	-	-	-	-	-	-	-	-
Gemini dollar	GUSD	-	-	-	-	-	-	1,500.00	12,657.53
H2O DAO	H2O	-	-	-	-	-	-	-	-
Liquity USD	LUSD	-	-	-	-	-	-	-	-
MAI	miMATIC	-	-	-	-	-	-	-	-
Origin Dollar	OUSD	-	-	-	-	-	-	-	-
sUSD	SUSD	-	-	-	-	-	-	-	-
TrueUSD	TUSD	-	-	-	-	-	-	-	-
USD Coin	USDC	16,914.33	-	-	-	-	-	-	-
Pax Dollar	USDP	-	-	-	-	-	-	-	-
Tether	USDT	-	-	-	-	-	-	-	-
YUSD Stablecoin	yUSD	-	-	-	-	-	-	-	-
Z.com USD	ZUSD	-	-	-	-	-	-	-	-
		16,914.33	-	-	-	-	-	1,500.00	12,657.53
Other:									
1Inch Token	1INCH	-	-	-	-	-	-	-	-
Aave Token	AAVE	-	-	-	-	-	-	-	-
Acala	ACA	-	-	-	-	-	-	-	-
Cardano	ADA	1,950.00	-	-	-	-	-	16,308.95	-
Alchemix	ALCX	-	-	-	-	-	-	-	-
ALICE	ALICE	-	-	-	-	-	-	-	-
Alpha Venture DAO	ALPHA	-	-	-	-	-	-	-	-
Ampleforth	AMPL	-	-	-	-	-	-	-	-
ANKR	ANKR	-	-	-	-	-	-	-	-
Star Atlas	ATLAS	-	-	-	-	-	-	-	-
Avalanche	AVAX	37.96	-	-	-	-	-	245.93	108.30
Badger	BADGER	-	-	-	-	-	-	-	-

Schedule 1

Daily Blockchain Activity for Custody Wallets (Net No. of Crypto Assets) April 7 through July 13, 2022 ^{1,A}

Crypto Asset	Symbol ²	07/06/22	07/07/22	07/08/22	07/09/22	07/10/22	07/11/22	07/12/22	07/13/22
Balancer	BAL	-	-	-	-	-	-	-	-
Basic Attention Token	BAT	-	-	-	-	-	-	-	-
Bitcoin Cash	BCH	-	-	-	-	-	-	-	-
Binance Coin	BNB	-	-	-	-	-	-	-	-
Bancor Network Token	BNT	-	-	-	-	-	-	-	-
Boba Network	BOBA	-	-	-	-	-	-	-	-
BarnBridge	BOND	-	-	-	-	-	-	-	-
BoringDAO	BOR	-	-	-	-	-	-	-	-
Bitcoin SV	BSV	-	-	-	-	-	-	-	-
Bitcoin Gold	BTG	-	-	-	-	-	-	-	-
Compound	COMP	-	-	-	-	-	-	-	-
Cream Finance	CREAM	-	-	-	-	-	-	-	-
Curve DAO Token	CRV	-	-	-	-	-	-	-	-
Convex	CVX	-	-	-	-	-	-	-	-
exADA	exADA	-	-	-	-	-	-	-	-
exBTC	exBTC	-	-	-	-	-	-	-	-
exDOGE	exDOGE	-	-	-	-	-	-	-	-
exETH	exETH	-	-	-	-	-	-	-	-
Dash	DASH	-	-	-	-	-	-	-	-
DIGG	DIGG	-	-	-	-	-	-	-	-
Dogecoin	DOGE	-	-	-	-	-	-	615.46	150.32
Dotcoin	DOT	-	-	-	-	-	-	45.99	7.96
EOS	EOS	-	-	-	-	-	-	-	-
Ethereum Classic	ETC	-	-	-	-	-	-	8.88	5.74
Harvest Finance	FARM	-	-	-	-	-	-	-	-
StaFi	FIS	-	-	-	-	-	-	-	-
Fantom	FTM	-	-	-	-	-	-	-	-
FTX Token	FTT	-	-	-	-	-	-	-	-
Kin	KIN	-	-	-	-	-	-	-	-
Kyber Network Crystal v2	KNC	-	-	-	-	-	-	-	-
Lido DAO	LDO	-	-	-	-	-	-	-	-
ChainLink Token	LINK	-	-	-	-	-	-	-	-
Livepeer Token	LPT	-	-	-	-	-	-	-	-
LQTY	LQTY	-	-	-	-	-	-	-	-
Loopring	LRC	-	-	-	-	-	-	-	-
Litecoin	LTC	0.41	-	-	-	-	-	1.73	0.26
Luna	LUNA	-	-	-	-	-	-	-	-
Terra Classic	LUNC	-	-	-	-	-	-	-	-
Decentraland MANA	MANA	-	-	-	-	-	-	54.89	-
Matic Token	MATIC	4.30	-	-	-	-	-	1,339.90	2,679.90
Maker	MKR	-	-	-	-	-	-	-	-
Marinade Staked SOL	MSOL	-	-	-	-	-	-	-	-
OMGToken	OMG	-	-	-	-	-	-	-	-
Ownix	ONX	-	-	-	-	-	-	-	-
Orbs	ORBS	-	-	-	-	-	-	-	-
Paxos Gold	PAXG	-	-	-	-	-	-	-	1,502.26
pNetwork	PNT	-	-	-	-	-	-	-	-
Star Atlas DAO	POLIS	-	-	-	-	-	-	-	-
BENQI	QI	-	-	-	-	-	-	-	-
Qredo	QRDO	-	-	-	-	-	-	-	-

Schedule 1

Daily Blockchain Activity for Custody Wallets (Net No. of Crypto Assets) April 7 through July 13, 2022 ^{1,A}

Crypto Asset	Symbol ²	07/06/22	07/07/22	07/08/22	07/09/22	07/10/22	07/11/22	07/12/22	07/13/22
Raydium	RAY	-	-	-	-	-	-	-	-
Ren	REN	-	-	-	-	-	-	-	-
Rook	ROOK	-	-	-	-	-	-	-	-
BENQI Liquid Staked AVAX	sAVAX	-	-	-	-	-	-	-	-
Saga	SGA	-	-	-	-	-	-	-	-
Songbird	SGB	-	-	-	-	-	-	-	-
Sugar Exchange	SGR	-	-	-	-	-	-	-	-
Synthetix Network	SNX	-	-	-	-	-	-	11.98	30.29
Solana	SOL	11.00	-	-	-	-	-	495.91	-
Spark	SPARK	-	-	-	-	-	-	-	-
Serum	SRM	-	-	-	-	-	-	-	-
SushiToken	SUSHI	-	-	-	-	-	-	-	-
TrueAUD	TAUD	-	-	-	-	-	-	-	-
TrueCAD	TCAD	-	-	-	-	-	-	-	-
TrueGBP	TGBP	-	-	-	-	-	-	-	-
TrueHKD	THKD	-	-	-	-	-	-	-	-
TrueFi	TRU	-	-	-	-	-	-	-	-
UMA Voting Token v1	UMA	-	-	-	-	-	-	-	-
Uniswap	UNI	-	-	-	-	-	-	-	-
UST	USTC	-	-	-	-	-	-	92,583.31	6,623.82
Vesper	VSP	-	-	-	-	-	-	-	-
wDGLD	WDGLD	-	-	-	-	-	-	-	-
Tether Gold	XAUT	-	-	-	-	-	-	-	-
eCash	XEC	-	-	-	-	-	-	-	-
Stellar Lumens	XLM	-	-	-	-	-	-	68.19	-
XLP	XRP	-	-	-	-	-	-	-	-
Tezox	XTZ	-	-	-	-	-	-	-	-
yearn.finance	YFI	-	-	-	-	-	-	-	-
YF Link	YFL	-	-	-	-	-	-	-	-
yveCRV-DAO	yveCRV-DAO	-	-	-	-	-	-	-	-
Zcash	ZEC	-	-	-	-	-	-	-	-
Ox	ZRX	-	-	-	-	-	-	-	-
		2,003.67	-	-	-	-	-	111,781.12	11,108.85
Net Totals		19,237.10	-	-	-	-	-	113,736.20	23,766.38

Schedule 1

Daily Blockchain Activity for Custody Wallets (Net No. of Crypto Assets) April 7 through July 13, 2022 ^{1,A}

Notes:

- [1] Blockchain activity for Custody wallets occurred from April 7 (a single USDT) through July 12, 2022.
[2] For the following four cryptocurrency assets, the Freeze Reports utilized a different symbol than shown above:

<u>Per Freeze Report:</u>	<u>Above:</u>
MCDAI	DAI
PAX	USDP
USDT ERC 20	USDT
UST	USTC

Sources:

- [A] Fireblocks Custody transaction report ("Celsius - Custody Production-tx-history") and corresponding blockchain activity.

Schedule 2

Pg 33 of 214

Surplus/(Deficit) of Crypto Assets in Custody Wallets to Custody Account Balances

04/20/22

Crypto Asset	Symbol	Celsius Grouping ³	Custody Account Balance ^{1,A}	Custody Wallet ^B	Surplus/ (Deficit) # of Crypto Asset	\$ Crypto Asset ^C	Surplus/ (Deficit) \$ of Crypto Asset ²	Surplus/ (Deficit) % ⁴
1inch Network	1INCH	Other Coins	1,807.58	1,988.00	180.42	1.54	278.48	10.0%
Aave	AAVE	Other Coins	462.73	509.00	46.27	186.24	8,617.69	10.0%
Avalanche	AVAX	Other Coins	2,836.79	3,120.00	283.21	78.23	22,155.85	10.0%
Badger DAO	BADGER	Other Coins	-	-	-	9.08	-	-
Bancor	BNT	Other Coins	354.26	390.00	35.74	2.29	81.72	10.1%
Basic Attention Token	BAT	Other Coins	8,520.27	9,372.00	851.73	0.76	649.46	10.0%
Binance	BNB	Other Coins	8.50	9.00	0.50	418.41	210.02	5.9%
Binance USD	BUSD	USD/Stable Coins	17,626.59	19,389.00	1,762.41	1.00	1,762.36	10.0%
Bitcoin	BTC	BTC & Equivalents	460.26	506.00	45.74	41,366.03	1,892,174.97	9.9%
Bitcoin Cash	BCH	Other Coins	53.54	59.00	5.46	330.70	1,805.04	10.2%
Bitcoin SV	BSV	Other Coins	5.93	7.00	1.07	85.39	91.64	18.1%
Cardano	ADA	Other Coins	973,912.34	1,071,304.00	97,391.66	0.94	91,238.34	10.0%
Celsius	CEL	CEL	144,172.56	158,590.00	14,417.44	2.21	31,925.03	10.0%
ChainLink	LINK	Other Coins	20,213.97	22,235.00	2,021.03	14.02	28,342.80	10.0%
Compound	COMP	Other Coins	88.75	98.00	9.25	146.60	1,355.59	10.4%
Curve DAO Token	CRV	Other Coins	-	-	-	2.33	-	-
Dash	DASH	Other Coins	363.74	400.00	36.26	107.11	3,883.78	10.0%
Decentraland	MANA	Other Coins	19,495.65	21,445.00	1,949.35	2.10	4,103.18	10.0%
Dogecoin	DOGE	Other Coins	856,118.18	941,730.00	85,611.82	0.14	12,048.18	10.0%
Polkadot ⁴	DOT	Other Coins	14,705.97	16,177.00	1,471.03	19.09	28,088.30	10.0%
EOS	EOS	Other Coins	6,399.27	7,039.00	639.73	2.76	1,768.09	10.0%
Ether	ETH	ETH & Equivalents	2,747.41	3,021.90	274.49	3,076.77	844,537.79	10.0%
Ethereum Classic	ETC	Other Coins	809.09	890.00	80.91	36.54	2,956.18	10.0%
Gemini dollar	GUSD	USD/Stable Coins	5,142,344.73	5,656,579.00	514,234.27	1.00	514,367.46	10.0%
Kyber Network Crystal v2	KNC	Other Coins	3,214.41	170.00	(3,044.41)	4.39	(13,355.64)	(94.7%)
Litecoin	LTC	Other Coins	1,393.48	1,533.00	139.52	111.87	15,607.72	10.0%
Livepeer	LPT	Other Coins	6.08	7.00	0.92	23.39	21.52	15.1%
Terra Classic	LUNC	Other Coins	4,363.92	1,899.00	(2,464.92)	94.77	(233,610.37)	(56.5%)
Maker	MKR	Other Coins	-	-	-	1,808.07	-	-
Polygon	MATIC	Other Coins	478,959.27	526,855.00	47,895.73	1.42	67,885.48	10.0%
Dai	DAI	USD/Stable Coins	92,619.78	101,882.00	9,262.22	0.99	9,211.66	10.0%
OMG Network	OMG	Other Coins	396.42	436.00	39.58	4.77	188.69	10.0%
Ox	ZRX	Other Coins	29,149.42	32,064.00	2,914.58	1.10	3,201.51	10.0%
Pax Dollar	USDP	USD/Stable Coins	25,889.43	28,478.00	2,588.57	0.99	2,562.69	10.0%
Paxos Gold	PAXG	Other Coins	207.49	228.70	21.21	1,964.20	41,664.48	10.2%
XRP	XRP	Other Coins	847,461.69	932,208.00	84,746.31	0.75	63,707.78	10.0%
Solana	SOL	Other Coins	10,477.45	11,525.00	1,047.55	105.59	110,609.22	10.0%
Songbird	SGB	Other Coins	53,700.99	59,071.00	5,370.01	0.06	317.26	10.0%
SparkLab	SPARK	Other Coins	24,511.37	-	(24,511.37)	0.00	(28.87)	(100.0%)

Schedule 2

Pg 34 of 214

Surplus/(Deficit) of Crypto Assets in Custody Wallets to Custody Account Balances

04/20/22

Crypto Asset	Symbol	Celsius Grouping ³	Custody Account Balance ^{1,A}	Custody Wallet ^B	Surplus/ (Deficit) # of Crypto Asset	\$ Crypto Asset ^C	Surplus/ (Deficit) \$ of Crypto Asset ²	Surplus/ (Deficit) % ⁴	
Stellar Lumens	XLM	Other Coins	206,481.41	227,131.00	20,649.59	0.20	4,134.89	10.0%	
SushiSwap	SUSHI	Other Coins	3,453.42	3,799.00	345.58	3.51	1,213.12	10.0%	
Synthetic	SNX	Other Coins	29,784.10	32,763.00	2,978.90	6.61	19,699.27	10.0%	
Tether	USDT	USD/Stable Coins	363,347.70	399,682.00	36,334.30	1.00	36,338.00	10.0%	
Tezos	XTZ	Other Coins	6,203.00	6,823.00	620.00	3.15	1,951.70	10.0%	
TrueAUD ⁴	TAUD	Other Coins	-	1,797.00	1,797.00	0.62	1,110.60		
TrueCAD ⁴	TCAD	Other Coins	-	3,061.00	3,061.00	0.63	1,936.84		
TrueGBP ⁴	TGBP	Other Coins	-	-	-	1.20	-		
TrueHKD ⁴	THKD	Other Coins	-	41,275.00	41,275.00	0.11	4,702.32		
TrueUSD	TUSD	USD/Stable Coins	56,802.00	62,482.00	5,680.00	1.00	5,679.25	10.0%	
UMA	UMA	Other Coins	39.20	43.00	3.80	6.34	24.05	9.7%	
Uniswap	UNI	Other Coins	1,450.09	1,595.00	144.91	9.32	1,350.61	10.0%	
USD Coin	USDC	USD/Stable Coins	8,197,380.50	9,017,119.00	819,738.50	1.00	819,499.88	10.0%	
TerraClassicUSD	USTC	Other Coins	-	-	-	-	-		
Wrapped Bitcoin	WBTC	BTC & Equivalents	0.00	-	(0.00)	41,359.03	(94.25)	(100.0%)	
yearn.finance	YFI	Other Coins	-	-	-	19,166.71	-		
ZUSD	ZUSD	USD/Stable Coins	-	1.00	1.00	1.00	1.00		
Zcash	ZEC	Other Coins	179.42	197.00	17.58	156.69	2,755.08	9.8%	
Total Surplus/(Deficit):							\$	4,460,727.46	

Schedule 2

Pg 35 of 214

Surplus/(Deficit) of Crypto Assets in Custody Wallets to Custody Account Balances

04/22/22

Crypto Asset	Symbol	Celsius Grouping ³	Custody Account Balance ^{1A}	Custody Wallet ^B	Surplus/ (Deficit) # of Crypto Asset	\$ Crypto Asset ^C	Surplus/ (Deficit) \$ of Crypto Asset ²	Surplus/ (Deficit) % ⁴
1inch Network	1INCH	Other Coins	2,643.37	2,643.00	(0.37)	1.54	(0.57)	(0.0%)
Aave	AAVE	Other Coins	464.27	509.00	44.73	186.24	8,329.92	9.6%
Avalanche	AVAX	Other Coins	4,177.68	4,178.00	0.32	78.23	24.83	0.0%
Badger DAO	BADGER	Other Coins	-	-	-	9.08	-	
Bancor	BNT	Other Coins	1,388.68	1,389.00	0.32	2.29	0.73	0.0%
Basic Attention Token	BAT	Other Coins	87,536.53	87,537.00	0.47	0.76	0.36	0.0%
Binance	BNB	Other Coins	8.50	9.00	0.50	418.41	210.02	5.9%
Binance USD	BUSD	USD/Stable Coins	14,883.68	19,389.00	4,505.32	1.00	4,505.18	30.3%
Bitcoin	BTC	BTC & Equivalents	502.89	506.00	3.11	41,366.03	128,830.86	0.6%
Bitcoin Cash	BCH	Other Coins	47.76	59.00	11.24	330.70	3,716.66	23.5%
Bitcoin SV	BSV	Other Coins	7.89	7.00	(0.89)	85.39	(76.27)	(11.3%)
Cardano	ADA	Other Coins	831,660.80	1,071,304.00	239,643.20	0.94	224,502.27	28.8%
Celsius	CEL	CEL	161,522.45	161,522.00	(0.45)	2.21	(1.00)	(0.0%)
ChainLink	LINK	Other Coins	25,056.53	25,057.00	0.47	14.02	6.53	0.0%
Compound	COMP	Other Coins	95.53	98.00	2.47	146.60	362.71	2.6%
Curve DAO Token	CRV	Other Coins	-	-	-	2.33	-	
Dash	DASH	Other Coins	234.76	400.00	165.24	107.11	17,698.53	70.4%
Decentraland	MANA	Other Coins	24,917.96	24,918.00	0.04	2.10	0.09	0.0%
Dogecoin	DOGE	Other Coins	1,757,663.34	1,757,663.00	(0.34)	0.14	(0.05)	(0.0%)
Polkadot ⁴	DOT	Other Coins	17,064.16	17,064.00	(0.16)	19.09	(3.06)	(0.0%)
EOS	EOS	Other Coins	5,129.63	7,039.00	1,909.37	2.76	5,277.14	37.2%
Ether	ETH	ETH & Equivalents	3,604.50	3,604.90	0.40	3,076.77	1,232.93	0.0%
Ethereum Classic	ETC	Other Coins	1,104.78	1,105.00	0.22	36.54	8.12	0.0%
Gemini dollar	GUSD	USD/Stable Coins	5,328,260.97	5,656,579.00	328,318.03	1.00	328,403.06	6.2%
Kyber Network Crystal v2	KNC	Other Coins	3,066.85	3,067.00	0.15	4.39	0.64	0.0%
Litecoin	LTC	Other Coins	1,516.33	1,533.00	16.67	111.87	1,864.59	1.1%
Livepeer	LPT	Other Coins	89.41	89.00	(0.41)	23.39	(9.52)	(0.5%)
Terra Classic	LUNC	Other Coins	5,155.18	5,155.00	(0.19)	94.77	(17.65)	(0.0%)
Maker	MKR	Other Coins	-	-	-	1,808.07	-	
Polygon	MATIC	Other Coins	471,682.59	526,855.00	55,172.41	1.42	78,199.15	11.7%
Dai	DAI	USD/Stable Coins	110,275.27	110,275.00	(0.27)	0.99	(0.27)	(0.0%)
OMG Network	OMG	Other Coins	984.39	984.00	(0.39)	4.77	(1.85)	(0.0%)
Ox	ZRX	Other Coins	44,127.76	44,128.00	0.24	1.10	0.27	0.0%
Pax Dollar	USDP	USD/Stable Coins	29,698.17	29,698.00	(0.17)	0.99	(0.17)	(0.0%)
Paxos Gold	PAXG	Other Coins	112.70	228.70	116.00	1,964.20	227,837.52	102.9%
XRP	XRP	Other Coins	1,033,838.55	1,033,839.00	0.45	0.75	0.34	0.0%
Solana	SOL	Other Coins	12,722.58	12,723.00	0.42	105.59	44.82	0.0%
Songbird	SGB	Other Coins	65,044.29	65,044.00	(0.29)	0.06	(0.02)	(0.0%)
SparkLab	SPARK	Other Coins	24,931.47	-	(24,931.47)	0.00	(29.36)	(100.0%)

Schedule 2

Pg 36 of 214

Surplus/(Deficit) of Crypto Assets in Custody Wallets to Custody Account Balances

04/22/22

Crypto Asset	Symbol	Celsius Grouping ³	Custody Account Balance ^{1A}	Custody Wallet ^B	Surplus/ (Deficit) # of Crypto Asset	\$ Crypto Asset ^C	Surplus/ (Deficit) \$ of Crypto Asset ²	Surplus/ (Deficit) % ⁴	
Stellar Lumens	XLM	Other Coins	686,389.93	686,390.00	0.07	0.20	0.01	0.0%	
SushiSwap	SUSHI	Other Coins	1,498.93	3,799.00	2,300.07	3.51	8,074.16	153.4%	
Synthetic	SNX	Other Coins	41,159.56	41,160.00	0.44	6.61	2.91	0.0%	
Tether	USDT	USD/Stable Coins	351,616.82	399,682.00	48,065.18	1.00	48,070.08	13.7%	
Tezos	XTZ	Other Coins	8,298.07	8,298.00	(0.07)	3.15	(0.23)	(0.0%)	
TrueAUD ⁴	TAUD	Other Coins	-	1,797.00	1,797.00	0.62	1,110.60		
TrueCAD ⁴	TCAD	Other Coins	-	3,061.00	3,061.00	0.63	1,936.84		
TrueGBP ⁴	TGBP	Other Coins	-	-	-	1.20	-		
TrueHKD ⁴	THKD	Other Coins	-	41,275.00	41,275.00	0.11	4,702.32		
TrueUSD	TUSD	USD/Stable Coins	30,541.27	62,482.00	31,940.73	1.00	31,936.54	104.6%	
UMA	UMA	Other Coins	285.63	286.00	0.37	6.34	2.34	0.1%	
Uniswap	UNI	Other Coins	4,997.72	4,998.00	0.28	9.32	2.57	0.0%	
USD Coin	USDC	USD/Stable Coins	8,857,317.46	9,017,119.00	159,801.54	1.00	159,755.02	1.8%	
TerraClassicUSD	USTC	Other Coins	-	-	-	-	-		
Wrapped Bitcoin	WBTC	BTC & Equivalents	0.00	-	(0.00)	41,359.03	(94.25)	(100.0%)	
yearn.finance	YFI	Other Coins	-	-	-	19,166.71	-		
ZUSD	ZUSD	USD/Stable Coins	-	1.00	1.00	1.00	1.00		
Zcash	ZEC	Other Coins	230.70	231.00	0.30	156.69	46.30	0.1%	
Total Surplus/(Deficit):							\$	1,286,463.73	

Schedule 2

Pg 37 of 214

Surplus/(Deficit) of Crypto Assets in Custody Wallets to Custody Account Balances

04/25/22

Crypto Asset	Symbol	Celsius Grouping ³	Custody Account Balance ^{1A}	Custody Wallet ^B	Surplus/ (Deficit) # of Crypto Asset	\$ Crypto Asset ^C	Surplus/ (Deficit) \$ of Crypto Asset ²	Surplus/ (Deficit) % ⁴
1inch Network	1INCH	Other Coins	4,053.65	4,459.00	405.35	1.42	574.52	10.0%
Aave	AAVE	Other Coins	602.01	662.00	59.99	168.85	10,129.64	10.0%
Avalanche	AVAX	Other Coins	4,941.76	4,178.00	(763.76)	72.89	(55,670.00)	(15.5%)
Badger DAO	BADGER	Other Coins	-	-	-	9.18	-	
Bancor	BNT	Other Coins	1,415.49	1,557.00	141.51	2.19	310.41	10.0%
Basic Attention Token	BAT	Other Coins	95,399.80	104,940.00	9,540.20	0.72	6,900.35	10.0%
Binance	BNB	Other Coins	8.61	9.00	0.39	404.33	158.38	4.6%
Binance USD	BUSD	USD/Stable Coins	21,305.16	19,389.00	(1,916.16)	1.00	(1,916.28)	(9.0%)
Bitcoin	BTC	BTC & Equivalents	712.16	778.23	66.07	40,430.99	2,671,409.67	9.3%
Bitcoin Cash	BCH	Other Coins	71.96	79.00	7.04	314.55	2,215.62	9.8%
Bitcoin SV	BSV	Other Coins	12.86	14.00	1.14	80.68	91.66	8.8%
Cardano	ADA	Other Coins	1,189,431.58	1,308,375.00	118,943.42	0.90	106,747.45	10.0%
Celsius	CEL	CEL	189,199.91	208,120.00	18,920.09	2.15	40,701.61	10.0%
ChainLink	LINK	Other Coins	43,003.92	47,304.00	4,300.08	13.44	57,794.93	10.0%
Compound	COMP	Other Coins	106.70	117.00	10.30	132.74	1,366.80	9.6%
Curve DAO Token	CRV	Other Coins	-	-	-	2.74	-	
Dash	DASH	Other Coins	257.22	400.00	142.78	99.43	14,196.35	55.5%
Decentraland	MANA	Other Coins	23,753.03	24,918.00	1,164.97	1.98	2,306.73	4.9%
Dogecoin	DOGE	Other Coins	1,296,280.44	1,757,663.00	461,382.56	0.16	72,939.63	35.6%
Polkadot ⁴	DOT	Other Coins	19,707.68	17,064.00	(2,643.68)	18.10	(47,859.82)	(13.4%)
EOS	EOS	Other Coins	5,356.28	7,039.00	1,682.72	2.38	3,999.40	31.4%
Ether	ETH	ETH & Equivalents	3,749.54	4,123.90	374.37	3,006.86	1,125,667.44	10.0%
Ethereum Classic	ETC	Other Coins	1,190.14	1,309.00	118.86	33.65	3,998.95	10.0%
Gemini dollar	GUSD	USD/Stable Coins	5,200,270.55	5,720,298.00	520,027.45	1.00	519,655.69	10.0%
Kyber Network Crystal v2	KNC	Other Coins	2,052.38	3,067.00	1,014.62	5.07	5,144.97	49.4%
Litecoin	LTC	Other Coins	2,556.12	1,533.00	(1,023.12)	104.57	(106,983.19)	(40.0%)
Livepeer	LPT	Other Coins	511.97	563.00	51.03	26.36	1,344.94	10.0%
Terra Classic	LUNC	Other Coins	5,630.91	5,155.00	(475.91)	96.93	(46,131.30)	(8.5%)
Maker	MKR	Other Coins	-	-	-	1,754.04	-	
Polygon	MATIC	Other Coins	634,886.49	526,855.00	(108,031.49)	1.35	(146,108.58)	(17.0%)
Dai	DAI	USD/Stable Coins	128,452.94	141,298.00	12,845.06	1.00	12,842.71	10.0%
OMG Network	OMG	Other Coins	1,251.69	1,377.00	125.31	4.52	566.93	10.0%
Ox	ZRX	Other Coins	47,787.28	52,566.00	4,778.72	0.78	3,716.34	10.0%
Pax Dollar	USDP	USD/Stable Coins	29,337.80	29,698.00	360.20	1.00	360.20	1.2%
Paxos Gold	PAXG	Other Coins	68.74	228.70	159.96	1,909.04	305,369.75	232.7%
XRP	XRP	Other Coins	906,514.59	1,033,839.00	127,324.41	0.69	88,253.71	14.0%
Solana	SOL	Other Coins	13,892.39	15,282.00	1,389.61	100.99	140,333.94	10.0%
Songbird	SGB	Other Coins	34,620.84	65,044.00	30,423.16	0.05	1,546.10	87.9%
SparkLab	SPARK	Other Coins	24,931.47	-	(24,931.47)	0.00	(29.23)	(100.0%)

Schedule 2

Pg 38 of 214

Surplus/(Deficit) of Crypto Assets in Custody Wallets to Custody Account Balances

04/25/22

Crypto Asset	Symbol	Celsius Grouping ³	Custody Account Balance ^{1A}	Custody Wallet ^B	Surplus/(Deficit) # of Crypto Asset	\$ Crypto Asset ^C	Surplus/(Deficit) \$ of Crypto Asset ²	Surplus/(Deficit) % ⁴	
Stellar Lumens	XLM	Other Coins	742,763.27	817,040.00	74,276.73	0.19	14,274.64	10.0%	
SushiSwap	SUSHI	Other Coins	1,919.54	3,799.00	1,879.46	3.28	6,165.95	97.9%	
Synthetic	SNX	Other Coins	60,064.52	66,071.00	6,006.48	6.17	37,044.85	10.0%	
Tether	USDT	USD/Stable Coins	701,746.72	399,682.00	(302,064.72)	1.00	(302,124.18)	(43.0%)	
Tezos	XTZ	Other Coins	8,713.48	9,585.00	871.52	2.95	2,574.77	10.0%	
TrueAUD ⁴	TAUD	Other Coins	-	1,797.00	1,797.00	0.62	1,110.60		
TrueCAD ⁴	TCAD	Other Coins	-	3,061.00	3,061.00	0.63	1,936.84		
TrueGBP ⁴	TGBP	Other Coins	-	-	-	1.20	-		
TrueHKD ⁴	THKD	Other Coins	-	41,275.00	41,275.00	0.11	4,702.32		
TrueUSD	TUSD	USD/Stable Coins	31,014.22	62,482.00	31,467.78	1.00	31,468.25	101.5%	
UMA	UMA	Other Coins	331.50	365.00	33.50	5.94	199.04	10.1%	
Uniswap	UNI	Other Coins	5,465.07	6,012.00	546.93	8.73	4,776.73	10.0%	
USD Coin	USDC	USD/Stable Coins	10,389,086.74	11,367,119.00	978,032.26	1.00	978,808.64	9.4%	
TerraClassicUSD	USTC	Other Coins	-	-	-	-	-		
Wrapped Bitcoin	WBTC	BTC & Equivalents	0.00	-	(0.00)	40,426.13	(92.12)	(100.0%)	
yearn.finance	YFI	Other Coins	-	-	-	18,701.64	-		
ZUSD	ZUSD	USD/Stable Coins	-	1.00	1.00	1.01	1.01		
Zcash	ZEC	Other Coins	393.85	433.00	39.15	165.89	6,495.22	9.9%	
Total Surplus/(Deficit):							\$	5,583,288.96	

Schedule 2

Pg 39 of 214

Surplus/(Deficit) of Crypto Assets in Custody Wallets to Custody Account Balances

04/26/22

Crypto Asset	Symbol	Celsius Grouping ³	Custody Account Balance ^{1A}	Custody Wallet ^B	Surplus/(Deficit) # of Crypto Asset	\$ Crypto Asset ^C	Surplus/(Deficit) \$ of Crypto Asset ²	Surplus/(Deficit) % ⁴
1inch Network	1INCH	Other Coins	2,097.98	4,459.00	2,361.02	1.29	3,042.07	112.5%
Aave	AAVE	Other Coins	623.97	686.00	62.03	158.00	9,801.21	9.9%
Avalanche	AVAX	Other Coins	4,457.10	4,902.00	444.90	68.72	30,573.87	10.0%
Badger DAO	BADGER	Other Coins	-	-	-	8.44	-	
Bancor	BNT	Other Coins	1,415.63	1,557.00	141.37	2.08	294.56	10.0%
Basic Attention Token	BAT	Other Coins	91,755.77	104,940.00	13,184.23	0.66	8,653.34	14.4%
Binance	BNB	Other Coins	8.61	9.00	0.39	385.95	151.18	4.6%
Binance USD	BUSD	USD/Stable Coins	21,305.16	23,436.00	2,130.84	1.00	2,131.28	10.0%
Bitcoin	BTC	BTC & Equivalents	621.98	778.23	156.25	38,116.99	5,955,916.68	25.1%
Bitcoin Cash	BCH	Other Coins	265.41	292.00	26.59	296.15	7,874.13	10.0%
Bitcoin SV	BSV	Other Coins	17.42	19.00	1.58	76.48	120.96	9.1%
Cardano	ADA	Other Coins	1,137,722.85	1,308,375.00	170,652.15	0.83	140,935.72	15.0%
Celsius	CEL	CEL	204,659.39	225,125.00	20,465.61	2.06	42,184.07	10.0%
ChainLink	LINK	Other Coins	43,868.45	48,255.00	4,386.55	12.37	54,262.11	10.0%
Compound	COMP	Other Coins	104.26	117.00	12.74	120.56	1,535.82	12.2%
Curve DAO Token	CRV	Other Coins	-	-	-	2.37	-	
Dash	DASH	Other Coins	297.77	400.00	102.23	93.13	9,520.75	34.3%
Decentraland	MANA	Other Coins	20,614.51	24,918.00	4,303.49	1.81	7,780.37	20.9%
Dogecoin	DOGE	Other Coins	1,575,000.94	1,757,663.00	182,662.06	0.14	25,139.55	11.6%
Polkadot ⁴	DOT	Other Coins	18,773.79	20,651.00	1,877.21	16.68	31,320.49	10.0%
EOS	EOS	Other Coins	5,555.22	7,039.00	1,483.78	2.19	3,242.72	26.7%
Ether	ETH	ETH & Equivalents	4,270.29	4,696.90	426.62	2,809.77	1,198,695.98	10.0%
Ethereum Classic	ETC	Other Coins	1,312.85	1,444.00	131.15	30.69	4,024.86	10.0%
Gemini dollar	GUSD	USD/Stable Coins	5,091,240.70	5,720,298.00	629,057.30	0.98	617,399.55	12.4%
Kyber Network Crystal v2	KNC	Other Coins	5,141.09	5,655.00	513.91	5.23	2,686.91	10.0%
Litecoin	LTC	Other Coins	2,630.37	2,893.00	262.63	98.60	25,896.27	10.0%
Livepeer	LPT	Other Coins	515.70	567.00	51.30	23.49	1,205.08	9.9%
Terra Classic	LUNC	Other Coins	6,153.55	6,769.00	615.45	88.46	54,442.08	10.0%
Maker	MKR	Other Coins	-	-	-	1,622.04	-	
Polygon	MATIC	Other Coins	694,686.09	765,111.00	70,424.91	1.24	87,660.62	10.1%
Dai	DAI	USD/Stable Coins	149,070.40	163,977.00	14,906.60	1.00	14,904.55	10.0%
OMG Network	OMG	Other Coins	2,254.51	2,480.00	225.49	4.10	924.24	10.0%
Ox	ZRX	Other Coins	47,622.06	52,566.00	4,943.94	0.83	4,116.56	10.4%
Pax Dollar	USDP	USD/Stable Coins	29,334.40	32,268.00	2,933.60	1.00	2,925.57	10.0%
Paxos Gold	PAXG	Other Coins	70.36	228.70	158.34	1,907.50	302,025.27	225.0%
XRP	XRP	Other Coins	830,985.46	1,033,839.00	202,853.54	0.64	130,260.34	24.4%
Solana	SOL	Other Coins	14,556.75	16,012.00	1,455.25	95.73	139,305.34	10.0%
Songbird	SGB	Other Coins	26,621.63	65,044.00	38,422.37	0.05	2,005.26	144.3%
SparkLab	SPARK	Other Coins	24,931.74	-	(24,931.74)	0.00	(26.52)	(100.0%)

Schedule 2

Pg 40 of 214

Surplus/(Deficit) of Crypto Assets in Custody Wallets to Custody Account Balances

04/26/22

Crypto Asset	Symbol	Celsius Grouping ³	Custody Account Balance ^{1A}	Custody Wallet ^B	Surplus/(Deficit) # of Crypto Asset	\$ Crypto Asset ^C	Surplus/(Deficit) \$ of Crypto Asset ²	Surplus/(Deficit) % ⁴	
Stellar Lumens	XLM	Other Coins	776,641.07	854,305.00	77,663.93	0.18	14,016.99	10.0%	
SushiSwap	SUSHI	Other Coins	1,853.46	3,799.00	1,945.54	2.91	5,656.29	105.0%	
Synthetic	SNX	Other Coins	62,634.45	68,898.00	6,263.55	5.41	33,902.03	10.0%	
Tether	USDT	USD/Stable Coins	455,360.11	500,896.00	45,535.89	1.00	45,536.06	10.0%	
Tezos	XTZ	Other Coins	9,393.66	10,333.00	939.34	2.74	2,578.10	10.0%	
TrueAUD ⁴	TAUD	Other Coins	-	1,797.00	1,797.00	0.62	1,110.60		
TrueCAD ⁴	TCAD	Other Coins	-	3,061.00	3,061.00	0.63	1,936.84		
TrueGBP ⁴	TGBP	Other Coins	-	-	-	1.20	-		
TrueHKD ⁴	THKD	Other Coins	-	41,275.00	41,275.00	0.11	4,702.32		
TrueUSD	TUSD	USD/Stable Coins	32,791.60	96,756.00	63,964.40	1.00	63,971.73	195.1%	
UMA	UMA	Other Coins	403.75	444.00	40.25	5.53	222.63	10.0%	
Uniswap	UNI	Other Coins	4,621.87	6,012.00	1,390.13	8.00	11,124.04	30.1%	
USD Coin	USDC	USD/Stable Coins	11,068,540.92	12,175,395.00	1,106,854.08	1.00	1,105,094.92	10.0%	
TerraClassicUSD	USTC	Other Coins	-	-	-	-	-		
Wrapped Bitcoin	WBTC	BTC & Equivalents	0.00	-	(0.00)	38,127.86	(86.88)	(100.0%)	
yearn.finance	YFI	Other Coins	-	-	-	17,482.71	-		
ZUSD	ZUSD	USD/Stable Coins	-	1.00	1.00	1.00	1.00		
Zcash	ZEC	Other Coins	417.36	459.00	41.64	146.08	6,083.43	10.0%	
Total Surplus/(Deficit):							\$	10,218,782.90	

Schedule 2

Pg 41 of 214

Surplus/(Deficit) of Crypto Assets in Custody Wallets to Custody Account Balances

04/27/22

Crypto Asset	Symbol	Celsius Grouping ³	Custody Account Balance ^{1A}	Custody Wallet ^B	Surplus/(Deficit) # of Crypto Asset	\$ Crypto Asset ^C	Surplus/(Deficit) \$ of Crypto Asset ²	Surplus/(Deficit) % ⁴
1inch Network	1INCH	Other Coins	1,689.04	4,459.00	2,769.96	1.32	3,664.02	164.0%
Aave	AAVE	Other Coins	394.74	686.00	291.26	168.47	49,067.36	73.8%
Avalanche	AVAX	Other Coins	5,039.12	5,543.00	503.88	69.88	35,213.10	10.0%
Badger DAO	BADGER	Other Coins	-	-	-	8.68	-	
Bancor	BNT	Other Coins	1,415.63	1,557.00	141.37	2.15	303.59	10.0%
Basic Attention Token	BAT	Other Coins	97,898.27	107,688.00	9,789.73	0.67	6,554.50	10.0%
Binance	BNB	Other Coins	8.61	9.00	0.39	391.41	153.31	4.6%
Binance USD	BUSD	USD/Stable Coins	20,327.33	23,436.00	3,108.67	1.00	3,109.17	15.3%
Bitcoin	BTC	BTC & Equivalents	641.75	778.23	136.48	39,244.84	5,356,198.37	21.3%
Bitcoin Cash	BCH	Other Coins	154.01	292.00	137.99	307.31	42,405.72	89.6%
Bitcoin SV	BSV	Other Coins	15.50	19.00	3.50	77.95	272.53	22.5%
Cardano	ADA	Other Coins	1,638,269.77	1,802,097.00	163,827.23	0.84	137,667.29	10.0%
Celsius	CEL	CEL	212,635.35	233,899.00	21,263.65	2.11	44,877.91	10.0%
ChainLink	LINK	Other Coins	37,369.03	48,255.00	10,885.97	12.75	138,760.67	29.1%
Compound	COMP	Other Coins	201.86	222.00	20.14	124.67	2,511.23	10.0%
Curve DAO Token	CRV	Other Coins	-	-	-	2.49	-	
Dash	DASH	Other Coins	304.72	400.00	95.28	95.57	9,106.13	31.3%
Decentraland	MANA	Other Coins	23,294.61	25,624.00	2,329.39	1.84	4,293.93	10.0%
Dogecoin	DOGE	Other Coins	2,967,884.55	3,264,673.00	296,788.45	0.14	41,553.24	10.0%
Polkadot ⁴	DOT	Other Coins	17,968.28	20,651.00	2,682.72	16.95	45,459.65	14.9%
EOS	EOS	Other Coins	5,642.25	7,039.00	1,396.75	2.25	3,147.64	24.8%
Ether	ETH	ETH & Equivalents	4,883.50	5,371.90	488.40	2,889.67	1,411,319.72	10.0%
Ethereum Classic	ETC	Other Coins	1,259.24	1,444.00	184.76	31.28	5,779.89	14.7%
Gemini dollar	GUSD	USD/Stable Coins	5,032,385.60	5,720,298.00	687,912.40	1.00	688,280.62	13.7%
Kyber Network Crystal v2	KNC	Other Coins	7,942.28	8,737.00	794.72	5.57	4,422.62	10.0%
Litecoin	LTC	Other Coins	2,737.98	3,012.00	274.02	100.61	27,568.36	10.0%
Livepeer	LPT	Other Coins	519.86	572.00	52.14	24.71	1,288.26	10.0%
Terra Classic	LUNC	Other Coins	6,381.48	7,020.00	638.51	89.06	56,863.75	10.0%
Maker	MKR	Other Coins	-	-	-	1,671.72	-	
Polygon	MATIC	Other Coins	780,374.81	858,412.00	78,037.19	1.26	98,128.52	10.0%
Dai	DAI	USD/Stable Coins	130,918.42	163,977.00	33,058.58	1.00	33,059.72	25.3%
OMG Network	OMG	Other Coins	2,255.87	2,480.00	224.13	4.20	941.24	9.9%
Ox	ZRX	Other Coins	46,995.25	52,566.00	5,570.75	0.88	4,879.11	11.9%
Pax Dollar	USDP	USD/Stable Coins	33,247.44	36,572.00	3,324.56	0.99	3,291.31	10.0%
Paxos Gold	PAXG	Other Coins	64.53	228.70	164.17	1,890.77	310,400.55	254.4%
XRP	XRP	Other Coins	828,669.39	1,033,839.00	205,169.61	0.65	133,831.10	24.8%
Solana	SOL	Other Coins	15,370.41	16,907.00	1,536.59	98.37	151,149.02	10.0%
Songbird	SGB	Other Coins	33,722.05	65,044.00	31,321.95	0.05	1,626.86	92.9%
SparkLab	SPARK	Other Coins	24,931.74	-	(24,931.74)	0.00	(26.59)	(100.0%)

Schedule 2

Pg 42 of 214

Surplus/(Deficit) of Crypto Assets in Custody Wallets to Custody Account Balances

04/27/22

Crypto Asset	Symbol	Celsius Grouping ³	Custody Account Balance ^{1A}	Custody Wallet ^B	Surplus/(Deficit) # of Crypto Asset	\$ Crypto Asset ^C	Surplus/(Deficit) \$ of Crypto Asset ²	Surplus/(Deficit) % ⁴	
Stellar Lumens	XLM	Other Coins	660,658.38	854,305.00	193,646.62	0.18	35,688.30	29.3%	
SushiSwap	SUSHI	Other Coins	3,646.39	4,011.00	364.61	3.00	1,092.72	10.0%	
Synthetic	SNX	Other Coins	66,952.33	68,898.00	1,945.67	5.86	11,401.39	2.9%	
Tether	USDT	USD/Stable Coins	421,983.93	500,896.00	78,912.07	1.00	78,916.83	18.7%	
Tezos	XTZ	Other Coins	9,405.28	10,346.00	940.72	2.82	2,653.34	10.0%	
TrueAUD ⁴	TAUD	Other Coins	-	1,797.00	1,797.00	0.62	1,110.60		
TrueCAD ⁴	TCAD	Other Coins	-	3,061.00	3,061.00	0.63	1,936.84		
TrueGBP ⁴	TGBP	Other Coins	-	-	-	1.20	-		
TrueHKD ⁴	THKD	Other Coins	-	41,275.00	41,275.00	0.11	4,702.32		
TrueUSD	TUSD	USD/Stable Coins	35,040.35	96,756.00	61,715.65	1.00	61,727.54	176.1%	
UMA	UMA	Other Coins	403.75	444.00	40.25	5.62	226.37	10.0%	
Uniswap	UNI	Other Coins	5,382.25	6,012.00	629.75	8.23	5,182.14	11.7%	
USD Coin	USDC	USD/Stable Coins	12,616,822.08	13,878,504.00	1,261,681.92	1.00	1,261,814.59	10.0%	
TerraClassicUSD	USTC	Other Coins	-	-	-	-	-		
Wrapped Bitcoin	WBTC	BTC & Equivalents	0.00	-	(0.00)	39,317.82	(89.59)	(100.0%)	
yearn.finance	YFI	Other Coins	-	-	-	17,734.93	-		
ZUSD	ZUSD	USD/Stable Coins	-	1.00	1.00	1.00	1.00		
Zcash	ZEC	Other Coins	425.75	468.00	42.25	149.31	6,308.00	9.9%	
Total Surplus/(Deficit):							\$	10,329,795.83	

Schedule 2

Pg 43 of 214

Surplus/(Deficit) of Crypto Assets in Custody Wallets to Custody Account Balances

04/28/22

Crypto Asset	Symbol	Celsius Grouping ³	Custody Account Balance ^{1A}	Custody Wallet ^B	Surplus/ (Deficit) # of Crypto Asset	\$ Crypto Asset ^C	Surplus/ (Deficit) \$ of Crypto Asset ²	Surplus/ (Deficit) % ⁴
1inch Network	1INCH	Other Coins	1,494.22	4,459.00	2,964.78	1.30	3,861.33	198.4%
Aave	AAVE	Other Coins	422.66	686.00	263.34	166.11	43,743.67	62.3%
Avalanche	AVAX	Other Coins	5,124.92	5,543.00	418.08	67.30	28,135.17	8.2%
Badger DAO	BADGER	Other Coins	-	-	-	8.55	-	
Bancor	BNT	Other Coins	2,994.03	3,293.00	298.97	2.16	644.81	10.0%
Basic Attention Token	BAT	Other Coins	93,823.58	107,688.00	13,864.42	0.66	9,130.78	14.8%
Binance	BNB	Other Coins	8.61	9.00	0.39	406.91	159.39	4.6%
Binance USD	BUSD	USD/Stable Coins	19,235.96	23,436.00	4,200.04	1.00	4,199.63	21.8%
Bitcoin	BTC	BTC & Equivalents	669.84	778.23	108.39	39,799.81	4,313,984.27	16.2%
Bitcoin Cash	BCH	Other Coins	184.83	292.00	107.17	307.55	32,961.53	58.0%
Bitcoin SV	BSV	Other Coins	21.29	23.00	1.71	78.25	133.82	8.0%
Cardano	ADA	Other Coins	1,664,132.43	1,830,546.00	166,413.57	0.85	140,738.94	10.0%
Celsius	CEL	CEL	211,998.25	233,899.00	21,900.75	2.11	46,255.34	10.3%
ChainLink	LINK	Other Coins	35,203.71	48,255.00	13,051.29	12.66	165,266.42	37.1%
Compound	COMP	Other Coins	205.09	222.00	16.91	122.70	2,075.06	8.2%
Curve DAO Token	CRV	Other Coins	-	-	-	2.40	-	
Dash	DASH	Other Coins	425.98	469.00	43.02	96.72	4,160.62	10.1%
Decentraland	MANA	Other Coins	27,122.52	29,835.00	2,712.48	1.81	4,917.79	10.0%
Dogecoin	DOGE	Other Coins	3,142,197.14	3,579,024.00	436,826.86	0.14	59,944.52	13.9%
Polkadot ⁴	DOT	Other Coins	24,023.56	26,426.00	2,402.44	17.02	40,898.25	10.0%
EOS	EOS	Other Coins	10,694.10	11,764.00	1,069.90	2.31	2,469.74	10.0%
Ether	ETH	ETH & Equivalents	5,244.64	5,768.90	524.26	2,934.25	1,538,318.59	10.0%
Ethereum Classic	ETC	Other Coins	1,217.62	1,444.00	226.38	31.25	7,073.37	18.6%
Gemini dollar	GUSD	USD/Stable Coins	5,390,078.53	5,929,086.00	539,007.47	0.99	536,126.38	10.0%
Kyber Network Crystal v2	KNC	Other Coins	2,659.49	8,737.00	6,077.51	5.58	33,900.03	228.5%
Litecoin	LTC	Other Coins	2,833.91	3,117.00	283.09	103.43	29,280.48	10.0%
Livepeer	LPT	Other Coins	544.78	599.00	54.22	24.51	1,329.13	10.0%
Terra Classic	LUNC	Other Coins	6,305.87	7,020.00	714.13	88.82	63,426.15	11.3%
Maker	MKR	Other Coins	-	-	-	1,612.60	-	
Polygon	MATIC	Other Coins	669,590.28	858,412.00	188,821.72	1.24	233,986.76	28.2%
Dai	DAI	USD/Stable Coins	171,729.18	188,902.00	17,172.82	1.00	17,168.96	10.0%
OMG Network	OMG	Other Coins	2,213.96	2,480.00	266.04	4.18	1,111.08	12.0%
Ox	ZRX	Other Coins	53,562.62	58,919.00	5,356.38	0.82	4,368.10	10.0%
Pax Dollar	USDP	USD/Stable Coins	44,173.36	48,591.00	4,417.64	1.00	4,415.86	10.0%
Paxos Gold	PAXG	Other Coins	91.59	228.70	137.11	1,898.12	260,249.40	149.7%
XRP	XRP	Other Coins	944,253.50	1,038,679.00	94,425.50	0.64	60,899.91	10.0%
Solana	SOL	Other Coins	17,487.54	19,236.00	1,748.46	98.14	171,600.80	10.0%
Songbird	SGB	Other Coins	30,787.47	65,044.00	34,256.53	0.06	1,956.73	111.3%
SparkLab	SPARK	Other Coins	24,931.74	-	(24,931.74)	0.00	(28.22)	(100.0%)

Schedule 2

Pg 44 of 214

Surplus/(Deficit) of Crypto Assets in Custody Wallets to Custody Account Balances

04/28/22

Crypto Asset	Symbol	Celsius Grouping ³	Custody Account Balance ^{1A}	Custody Wallet ^B	Surplus/(Deficit) # of Crypto Asset	\$ Crypto Asset ^C	Surplus/(Deficit) \$ of Crypto Asset ²	Surplus/(Deficit) % ⁴	
Stellar Lumens	XLM	Other Coins	664,339.94	854,305.00	189,965.06	0.19	35,311.65	28.6%	
SushiSwap	SUSHI	Other Coins	3,867.82	4,255.00	387.18	2.97	1,148.24	10.0%	
Synthetic	SNX	Other Coins	63,838.76	68,898.00	5,059.24	5.55	28,097.23	7.9%	
Tether	USDT	USD/Stable Coins	422,822.17	500,896.00	78,073.83	1.00	78,075.41	18.5%	
Tezos	XTZ	Other Coins	11,078.91	12,187.00	1,108.09	2.81	3,113.72	10.0%	
TrueAUD ⁴	TAUD	Other Coins	-	1,797.00	1,797.00	0.62	1,110.60		
TrueCAD ⁴	TCAD	Other Coins	-	3,061.00	3,061.00	0.63	1,936.84		
TrueGBP ⁴	TGBP	Other Coins	-	-	-	1.40	-		
TrueHKD ⁴	THKD	Other Coins	-	41,275.00	41,275.00	0.11	4,702.32		
TrueUSD	TUSD	USD/Stable Coins	52,850.93	96,756.00	43,905.07	1.00	43,906.44	83.1%	
UMA	UMA	Other Coins	407.51	448.00	40.49	5.56	225.24	9.9%	
Uniswap	UNI	Other Coins	4,882.83	6,012.00	1,129.17	8.17	9,226.16	23.1%	
USD Coin	USDC	USD/Stable Coins	12,436,356.74	13,878,504.00	1,442,147.26	1.00	1,442,147.98	11.6%	
TerraClassicUSD	USTC	Other Coins	-	-	-	-	-		
Wrapped Bitcoin	WBTC	BTC & Equivalents	0.03	-	(0.03)	39,795.55	(1,225.79)	(100.0%)	
yearn.finance	YFI	Other Coins	-	-	-	17,843.01	-		
ZUSD	ZUSD	USD/Stable Coins	-	1.00	1.00	1.00	1.00		
Zcash	ZEC	Other Coins	428.98	472.00	43.02	147.71	6,354.05	10.0%	
Total Surplus/(Deficit):							\$	9,522,995.67	

Schedule 2

Pg 45 of 214

Surplus/(Deficit) of Crypto Assets in Custody Wallets to Custody Account Balances

04/29/22

Crypto Asset	Symbol	Celsius Grouping ³	Custody Account Balance ^{1A}	Custody Wallet ^B	Surplus/ (Deficit) # of Crypto Asset	\$ Crypto Asset ^C	Surplus/ (Deficit) \$ of Crypto Asset ²	Surplus/ (Deficit) % ⁴
1inch Network	1INCH	Other Coins	1,605.12	4,459.00	2,853.88	1.26	3,590.16	177.8%
Aave	AAVE	Other Coins	481.03	686.00	204.97	157.18	32,216.65	42.6%
Avalanche	AVAX	Other Coins	5,919.83	5,543.00	(376.83)	63.37	(23,881.19)	(6.4%)
Badger DAO	BADGER	Other Coins	-	-	-	7.93	-	-
Bancor	BNT	Other Coins	2,732.57	3,293.00	560.43	2.06	1,156.51	20.5%
Basic Attention Token	BAT	Other Coins	90,506.93	107,688.00	17,181.07	0.63	10,811.36	19.0%
Binance	BNB	Other Coins	8.61	9.00	0.39	392.80	153.86	4.6%
Binance USD	BUSD	USD/Stable Coins	19,306.87	23,436.00	4,129.13	1.00	4,129.55	21.4%
Bitcoin	BTC	BTC & Equivalents	717.28	824.23	106.96	38,588.33	4,127,229.88	14.9%
Bitcoin Cash	BCH	Other Coins	145.76	292.00	146.24	294.80	43,111.17	100.3%
Bitcoin SV	BSV	Other Coins	22.03	23.00	0.97	75.84	73.21	4.4%
Cardano	ADA	Other Coins	1,230,491.94	1,830,546.00	600,054.06	0.80	482,708.71	48.8%
Celsius	CEL	CEL	210,797.19	233,899.00	23,101.81	2.06	47,660.38	11.0%
ChainLink	LINK	Other Coins	33,940.35	48,255.00	14,314.65	11.96	171,172.62	42.2%
Compound	COMP	Other Coins	283.07	311.00	27.93	113.99	3,183.54	9.9%
Curve DAO Token	CRV	Other Coins	-	-	-	2.22	-	-
Dash	DASH	Other Coins	330.64	469.00	138.36	92.08	12,740.43	41.8%
Decentraland	MANA	Other Coins	30,105.02	33,116.00	3,010.98	1.67	5,019.89	10.0%
Dogecoin	DOGE	Other Coins	3,316,509.73	3,648,161.00	331,651.27	0.13	44,734.52	10.0%
Polkadot ⁴	DOT	Other Coins	24,805.48	27,286.00	2,480.52	16.17	40,110.06	10.0%
EOS	EOS	Other Coins	15,733.78	17,307.00	1,573.22	2.27	3,573.19	10.0%
Ether	ETH	ETH & Equivalents	7,000.48	8,050.90	1,050.42	2,816.79	2,958,811.15	15.0%
Ethereum Classic	ETC	Other Coins	1,203.85	1,444.00	240.15	29.17	7,005.18	19.9%
Gemini dollar	GUSD	USD/Stable Coins	5,649,556.94	6,214,513.00	564,956.06	1.00	564,798.93	10.0%
Kyber Network Crystal v2	KNC	Other Coins	3,040.09	8,737.00	5,696.91	5.34	30,429.49	187.4%
Litecoin	LTC	Other Coins	3,047.97	3,353.00	305.03	100.36	30,613.00	10.0%
Livepeer	LPT	Other Coins	583.05	641.00	57.95	23.42	1,357.30	9.9%
Terra Classic	LUNC	Other Coins	5,931.68	7,020.00	1,088.32	85.08	92,595.04	18.3%
Maker	MKR	Other Coins	-	-	-	1,556.14	-	-
Polygon	MATIC	Other Coins	705,745.80	858,412.00	152,666.20	1.14	174,193.02	21.6%
Dai	DAI	USD/Stable Coins	268,767.61	295,644.00	26,876.39	1.00	26,906.75	10.0%
OMG Network	OMG	Other Coins	2,239.84	2,480.00	240.16	3.96	950.82	10.7%
Ox	ZRX	Other Coins	45,607.70	58,919.00	13,311.30	0.74	9,861.50	29.2%
Pax Dollar	USDP	USD/Stable Coins	44,223.57	48,646.00	4,422.43	1.00	4,424.17	10.0%
Paxos Gold	PAXG	Other Coins	14.16	228.70	214.54	1,901.61	407,978.98	1,515.6%
XRP	XRP	Other Coins	922,559.49	1,038,679.00	116,119.51	0.61	71,007.08	12.6%
Solana	SOL	Other Coins	17,137.56	19,236.00	2,098.44	93.95	197,144.44	12.2%
Songbird	SGB	Other Coins	31,380.87	65,044.00	33,663.13	0.06	1,898.75	107.3%
SparkLab	SPARK	Other Coins	25,718.86	-	(25,718.86)	0.00	(26.85)	(100.0%)

Schedule 2

Pg 46 of 214

Surplus/(Deficit) of Crypto Assets in Custody Wallets to Custody Account Balances

04/29/22

Crypto Asset	Symbol	Celsius Grouping ³	Custody Account Balance ^{1A}	Custody Wallet ^B	Surplus/(Deficit) # of Crypto Asset	\$ Crypto Asset ^C	Surplus/(Deficit) \$ of Crypto Asset ²	Surplus/(Deficit) % ⁴	
Stellar Lumens	XLM	Other Coins	696,394.83	854,305.00	157,910.17	0.18	28,070.59	22.7%	
SushiSwap	SUSHI	Other Coins	9,910.28	10,901.00	990.72	2.70	2,675.76	10.0%	
Synthetic	SNX	Other Coins	63,621.13	69,983.00	6,361.87	4.99	31,720.52	10.0%	
Tether	USDT	USD/Stable Coins	521,947.04	600,239.00	78,291.96	1.00	78,293.26	15.0%	
Tezos	XTZ	Other Coins	11,087.20	12,187.00	1,099.80	2.68	2,949.61	9.9%	
TrueAUD ⁴	TAUD	Other Coins	-	1,797.00	1,797.00	0.62	1,110.60		
TrueCAD ⁴	TCAD	Other Coins	-	3,061.00	3,061.00	0.63	1,936.84		
TrueGBP ⁴	TGBP	Other Coins	-	-	-	1.40	-		
TrueHKD ⁴	THKD	Other Coins	-	41,275.00	41,275.00	0.11	4,702.32		
TrueUSD	TUSD	USD/Stable Coins	32,790.35	96,756.00	63,965.65	1.00	63,972.04	195.1%	
UMA	UMA	Other Coins	407.51	448.00	40.49	5.21	210.85	9.9%	
Uniswap	UNI	Other Coins	5,020.87	6,012.00	991.13	7.62	7,549.97	19.7%	
USD Coin	USDC	USD/Stable Coins	12,808,704.83	14,730,011.00	1,921,306.17	1.00	1,924,021.15	15.0%	
TerraClassicUSD	USTC	Other Coins	-	-	-	-	-		
Wrapped Bitcoin	WBTC	BTC & Equivalents	0.03	-	(0.03)	38,629.70	(1,189.88)	(100.0%)	
yearn.finance	YFI	Other Coins	-	-	-	16,699.08	-		
ZUSD	ZUSD	USD/Stable Coins	-	1.00	1.00	1.00	1.00		
Zcash	ZEC	Other Coins	323.13	472.00	148.87	128.34	19,105.52	46.1%	
Total Surplus/(Deficit):							\$	11,754,573.41	

Schedule 2

Pg 47 of 214

Surplus/(Deficit) of Crypto Assets in Custody Wallets to Custody Account Balances

05/03/22

Crypto Asset	Symbol	Celsius Grouping ³	Custody Account Balance ^{1A}	Custody Wallet ^B	Surplus/ (Deficit) # of Crypto Asset	\$ Crypto Asset ^C	Surplus/ (Deficit) \$ of Crypto Asset ²	Surplus/ (Deficit) % ⁴
1inch Network	1INCH	Other Coins	1,256.78	4,459.00	3,202.22	1.17	3,748.16	254.8%
Aave	AAVE	Other Coins	484.51	686.00	201.49	141.06	28,421.11	41.6%
Avalanche	AVAX	Other Coins	7,866.56	8,653.00	786.44	59.62	46,886.10	10.0%
Badger DAO	BADGER	Other Coins	-	-	-	7.72	-	
Bancor	BNT	Other Coins	1,456.50	3,293.00	1,836.50	1.97	3,617.91	126.1%
Basic Attention Token	BAT	Other Coins	92,775.88	107,688.00	14,912.12	0.58	8,642.22	16.1%
Binance	BNB	Other Coins	8.77	9.00	0.23	383.85	86.48	2.6%
Binance USD	BUSD	USD/Stable Coins	23,257.82	25,584.00	2,326.18	1.00	2,326.47	10.0%
Bitcoin	BTC	BTC & Equivalents	740.60	824.23	83.63	37,724.77	3,154,829.03	11.3%
Bitcoin Cash	BCH	Other Coins	247.50	292.00	44.50	279.40	12,433.73	18.0%
Bitcoin SV	BSV	Other Coins	206.96	228.00	21.04	72.67	1,529.12	10.2%
Cardano	ADA	Other Coins	2,363,810.94	2,600,192.00	236,381.06	0.77	182,262.71	10.0%
Celsius	CEL	CEL	275,845.50	303,430.00	27,584.50	2.09	57,785.24	10.0%
ChainLink	LINK	Other Coins	142,211.06	156,432.00	14,220.94	11.12	158,161.01	10.0%
Compound	COMP	Other Coins	294.54	311.00	16.46	102.82	1,692.87	5.6%
Curve DAO Token	CRV	Other Coins	-	-	-	2.15	-	
Dash	DASH	Other Coins	560.47	617.00	56.53	88.13	4,981.92	10.1%
Decentraland	MANA	Other Coins	60,800.71	33,116.00	(27,684.71)	1.47	(40,802.63)	(45.5%)
Dogecoin	DOGE	Other Coins	3,580,665.79	3,938,732.00	358,066.21	0.13	46,339.28	10.0%
Polkadot ⁴	DOT	Other Coins	31,069.76	34,177.00	3,107.24	14.72	45,749.31	10.0%
EOS	EOS	Other Coins	10,572.61	17,307.00	6,734.39	2.05	13,828.09	63.7%
Ether	ETH	ETH & Equivalents	6,631.77	8,050.90	1,419.13	2,781.11	3,946,760.16	21.4%
Ethereum Classic	ETC	Other Coins	1,404.18	1,545.00	140.82	26.83	3,778.51	10.0%
Gemini dollar	GUSD	USD/Stable Coins	5,614,056.29	6,214,513.00	600,456.71	1.00	597,701.65	10.7%
Kyber Network Crystal v2	KNC	Other Coins	4,491.02	8,737.00	4,245.98	3.48	14,788.74	94.5%
Litecoin	LTC	Other Coins	5,552.74	6,108.00	555.26	99.36	55,169.85	10.0%
Livepeer	LPT	Other Coins	606.50	641.00	34.50	21.81	752.51	5.7%
Terra Classic	LUNC	Other Coins	8,507.19	9,358.00	850.81	82.49	70,183.85	10.0%
Maker	MKR	Other Coins	-	-	-	1,401.55	-	
Polygon	MATIC	Other Coins	1,171,336.94	858,412.00	(312,924.94)	1.08	(336,783.08)	(26.7%)
Dai	DAI	USD/Stable Coins	425,199.24	467,719.00	42,519.76	1.00	42,545.30	10.0%
OMG Network	OMG	Other Coins	3,864.12	4,251.00	386.88	3.74	1,446.39	10.0%
Ox	ZRX	Other Coins	83,748.54	92,123.00	8,374.46	0.69	5,817.54	10.0%
Pax Dollar	USDP	USD/Stable Coins	24,382.98	48,646.00	24,263.02	0.99	24,020.39	99.5%
Paxos Gold	PAXG	Other Coins	42.14	228.70	186.56	1,869.72	348,812.91	442.7%
XRP	XRP	Other Coins	1,126,438.01	1,239,082.00	112,643.99	0.60	68,113.51	10.0%
Solana	SOL	Other Coins	19,653.77	21,619.00	1,965.23	85.86	168,726.35	10.0%
Songbird	SGB	Other Coins	93,523.37	102,866.00	9,342.63	0.06	514.78	10.0%
SparkLab	SPARK	Other Coins	27,829.24	-	(27,829.24)	0.00	(24.33)	(100.0%)

Schedule 2

Pg 48 of 214

Surplus/(Deficit) of Crypto Assets in Custody Wallets to Custody Account Balances

05/03/22

Crypto Asset	Symbol	Celsius Grouping ³	Custody Account Balance ^{1A}	Custody Wallet ^B	Surplus/(Deficit) # of Crypto Asset	\$ Crypto Asset ^C	Surplus/(Deficit) \$ of Crypto Asset ²	Surplus/(Deficit) % ⁴	
Stellar Lumens	XLM	Other Coins	676,500.17	854,305.00	177,804.83	0.17	30,570.03	26.3%	
SushiSwap	SUSHI	Other Coins	9,627.29	10,901.00	1,273.71	2.33	2,964.96	13.2%	
Synthetic	SNX	Other Coins	119,981.40	69,983.00	(49,998.40)	4.64	(232,065.35)	(41.7%)	
Tether	USDT	USD/Stable Coins	675,772.16	743,349.00	67,576.84	1.00	67,545.29	10.0%	
Tezos	XTZ	Other Coins	13,543.05	14,897.00	1,353.95	2.49	3,366.22	10.0%	
TrueAUD ⁴	TAUD	Other Coins	0.03	1,797.00	1,796.97	0.62	1,110.59	6,654,082.6%	
TrueCAD ⁴	TCAD	Other Coins	0.03	3,061.00	3,060.97	0.63	1,936.82	11,334,712.7%	
TrueGBP ⁴	TGBP	Other Coins	0.02	-	(0.02)	1.40	(0.03)	(100.0%)	
TrueHKD ⁴	THKD	Other Coins	-	41,275.00	41,275.00	0.11	4,702.32		
TrueUSD	TUSD	USD/Stable Coins	40,627.84	96,756.00	56,128.16	1.00	56,137.84	138.2%	
UMA	UMA	Other Coins	427.69	448.00	20.31	5.34	108.45	4.7%	
Uniswap	UNI	Other Coins	5,117.93	6,012.00	894.07	6.86	6,129.01	17.5%	
USD Coin	USDC	USD/Stable Coins	15,563,205.16	17,119,526.00	1,556,320.84	1.00	1,557,139.98	10.0%	
TerraClassicUSD	USTC	Other Coins	28,979.36	31,877.00	2,897.64	-	-	10.0%	
Wrapped Bitcoin	WBTC	BTC & Equivalents	0.03	-	(0.03)	37,725.85	(1,241.93)	(100.0%)	
yearn.finance	YFI	Other Coins	-	-	-	17,468.56	-		
ZUSD	ZUSD	USD/Stable Coins	-	1.00	1.00	0.99	0.99		
Zcash	ZEC	Other Coins	450.45	495.00	44.55	119.68	5,332.26	9.9%	
Total Surplus/(Deficit):							\$	10,248,580.61	

Schedule 2

Pg 49 of 214

Surplus/(Deficit) of Crypto Assets in Custody Wallets to Custody Account Balances

05/04/22

Crypto Asset	Symbol	Celsius Grouping ³	Custody Account Balance ^{1A}	Custody Wallet ^B	Surplus/ (Deficit) # of Crypto Asset	\$ Crypto Asset ^C	Surplus/ (Deficit) \$ of Crypto Asset ²	Surplus/ (Deficit) % ⁴
1inch Network	1INCH	Other Coins	6,589.46	7,248.00	658.54	1.28	846.15	10.0%
Aave	AAVE	Other Coins	495.28	686.00	190.72	159.43	30,406.38	38.5%
Avalanche	AVAX	Other Coins	7,981.64	8,780.00	798.36	67.26	53,694.12	10.0%
Badger DAO	BADGER	Other Coins	-	-	-	8.31	-	
Bancor	BNT	Other Coins	1,435.73	3,293.00	1,857.27	2.12	3,937.41	129.4%
Basic Attention Token	BAT	Other Coins	96,990.53	107,688.00	10,697.47	0.65	6,999.73	11.0%
Binance	BNB	Other Coins	9.64	9.00	(0.64)	402.53	(259.02)	(6.7%)
Binance USD	BUSD	USD/Stable Coins	78,460.13	86,306.00	7,845.87	1.00	7,845.10	10.0%
Bitcoin	BTC	BTC & Equivalents	788.68	824.23	35.55	39,678.47	1,410,691.33	4.5%
Bitcoin Cash	BCH	Other Coins	200.75	292.00	91.25	299.91	27,367.01	45.5%
Bitcoin SV	BSV	Other Coins	208.34	228.00	19.66	78.67	1,546.25	9.4%
Cardano	ADA	Other Coins	2,452,376.10	2,697,614.00	245,237.90	0.90	220,315.29	10.0%
Celsius	CEL	CEL	219,971.17	303,430.00	83,458.83	2.17	181,486.97	37.9%
ChainLink	LINK	Other Coins	51,907.36	156,432.00	104,524.64	12.20	1,274,985.03	201.4%
Compound	COMP	Other Coins	311.41	343.00	31.59	115.56	3,650.98	10.1%
Curve DAO Token	CRV	Other Coins	-	-	-	2.60	-	
Dash	DASH	Other Coins	382.47	617.00	234.53	95.80	22,467.45	61.3%
Decentraland	MANA	Other Coins	60,392.93	33,116.00	(27,276.93)	1.66	(45,316.23)	(45.2%)
Dogecoin	DOGE	Other Coins	3,370,450.36	3,938,732.00	568,281.64	0.14	77,243.82	16.9%
Polkadot ⁴	DOT	Other Coins	31,192.41	34,312.00	3,119.59	16.33	50,939.52	10.0%
EOS	EOS	Other Coins	15,550.02	17,307.00	1,756.98	2.23	3,909.68	11.3%
Ether	ETH	ETH & Equivalents	6,824.63	8,050.90	1,226.27	2,940.07	3,605,330.31	18.0%
Ethereum Classic	ETC	Other Coins	1,545.46	1,700.00	154.54	30.64	4,734.31	10.0%
Gemini dollar	GUSD	USD/Stable Coins	5,590,192.70	6,214,513.00	624,320.30	0.98	614,002.91	11.2%
Kyber Network Crystal v2	KNC	Other Coins	30,221.93	33,244.00	3,022.07	3.74	11,298.31	10.0%
Litecoin	LTC	Other Coins	5,365.68	6,108.00	742.32	106.24	78,862.70	13.8%
Livepeer	LPT	Other Coins	606.50	641.00	34.50	23.96	826.84	5.7%
Terra Classic	LUNC	Other Coins	8,432.64	9,358.00	925.35	86.16	79,731.14	11.0%
Maker	MKR	Other Coins	-	-	-	1,495.28	-	
Polygon	MATIC	Other Coins	1,223,099.22	858,412.00	(364,687.22)	1.17	(427,512.63)	(29.8%)
Dai	DAI	USD/Stable Coins	435,159.93	478,676.00	43,516.07	1.00	43,513.12	10.0%
OMG Network	OMG	Other Coins	2,395.60	4,251.00	1,855.40	4.25	7,877.48	77.5%
Ox	ZRX	Other Coins	66,351.95	92,123.00	25,771.05	0.80	20,632.74	38.8%
Pax Dollar	USDP	USD/Stable Coins	41,529.39	48,646.00	7,116.61	1.00	7,116.01	17.1%
Paxos Gold	PAXG	Other Coins	44.55	228.70	184.15	1,891.49	348,309.72	413.3%
XRP	XRP	Other Coins	1,138,486.66	1,252,335.00	113,848.34	0.65	73,514.57	10.0%
Solana	SOL	Other Coins	19,745.80	21,720.00	1,974.20	92.76	183,126.31	10.0%
Songbird	SGB	Other Coins	115,840.23	127,424.00	11,583.77	0.06	639.54	10.0%
SparkLab	SPARK	Other Coins	27,829.24	-	(27,829.24)	0.00	(25.10)	(100.0%)

Schedule 2

Pg 50 of 214

Surplus/(Deficit) of Crypto Assets in Custody Wallets to Custody Account Balances

05/04/22

Crypto Asset	Symbol	Celsius Grouping ³	Custody Account Balance ^{1A}	Custody Wallet ^B	Surplus/(Deficit) # of Crypto Asset	\$ Crypto Asset ^C	Surplus/(Deficit) \$ of Crypto Asset ²	Surplus/(Deficit) % ⁴	
Stellar Lumens	XLM	Other Coins	648,088.05	854,305.00	206,216.95	0.18	38,086.50	31.8%	
SushiSwap	SUSHI	Other Coins	9,689.03	10,901.00	1,211.97	2.62	3,172.84	12.5%	
Synthetic	SNX	Other Coins	119,887.39	69,983.00	(49,904.39)	5.07	(253,258.88)	(41.6%)	
Tether	USDT	USD/Stable Coins	635,511.62	743,349.00	107,837.38	1.00	107,801.03	17.0%	
Tezos	XTZ	Other Coins	18,299.77	20,130.00	1,830.23	2.70	4,944.32	10.0%	
TrueAUD ⁴	TAUD	Other Coins	0.03	1,797.00	1,796.97	0.62	1,110.59	6,654,082.6%	
TrueCAD ⁴	TCAD	Other Coins	0.03	3,061.00	3,060.97	0.63	1,936.82	11,334,712.7%	
TrueGBP ⁴	TGBP	Other Coins	0.02	-	(0.02)	1.40	(0.03)	(100.0%)	
TrueHKD ⁴	THKD	Other Coins	-	41,275.00	41,275.00	0.11	4,702.32		
TrueUSD	TUSD	USD/Stable Coins	10,336.22	96,756.00	86,419.78	1.00	86,411.29	836.1%	
UMA	UMA	Other Coins	542.84	448.00	(94.84)	5.67	(537.66)	(17.5%)	
Uniswap	UNI	Other Coins	5,424.70	6,012.00	587.30	7.94	4,661.32	10.8%	
USD Coin	USDC	USD/Stable Coins	17,631,621.09	19,394,783.00	1,763,161.91	1.00	1,763,228.48	10.0%	
TerraClassicUSD	USTC	Other Coins	76,546.61	31,877.00	(44,669.61)	-	-	(58.4%)	
Wrapped Bitcoin	WBTC	BTC & Equivalents	0.03	-	(0.03)	39,781.00	(1,309.59)	(100.0%)	
yearn.finance	YFI	Other Coins	-	-	-	18,324.92	-		
ZUSD	ZUSD	USD/Stable Coins	-	1.00	1.00	1.01	1.01		
Zcash	ZEC	Other Coins	359.18	495.00	135.82	134.43	18,257.96	37.8%	
Total Surplus/(Deficit):							\$	9,763,943.57	

Schedule 2

Pg 51 of 214

Surplus/(Deficit) of Crypto Assets in Custody Wallets to Custody Account Balances

05/05/22

Crypto Asset	Symbol	Celsius Grouping ³	Custody Account Balance ^{1A}	Custody Wallet ^B	Surplus/ (Deficit) # of Crypto Asset	\$ Crypto Asset ^C	Surplus/ (Deficit) \$ of Crypto Asset ²	Surplus/ (Deficit) % ⁴
1inch Network	1INCH	Other Coins	6,836.44	7,248.00	411.56	1.29	530.34	6.0%
Aave	AAVE	Other Coins	892.78	982.00	89.22	141.41	12,616.94	10.0%
Avalanche	AVAX	Other Coins	8,563.94	9,420.00	856.06	59.03	50,531.97	10.0%
Badger DAO	BADGER	Other Coins	-	-	-	7.33	-	
Bancor	BNT	Other Coins	1,435.74	3,293.00	1,857.26	1.94	3,599.66	129.4%
Basic Attention Token	BAT	Other Coins	92,043.27	107,688.00	15,644.73	0.59	9,186.05	17.0%
Binance	BNB	Other Coins	8.77	9.00	0.23	378.41	85.26	2.6%
Binance USD	BUSD	USD/Stable Coins	62,637.45	86,306.00	23,668.55	1.00	23,673.28	37.8%
Bitcoin	BTC	BTC & Equivalents	818.13	900.23	82.10	36,547.04	3,000,520.27	10.0%
Bitcoin Cash	BCH	Other Coins	236.06	292.00	55.94	277.26	15,509.98	23.7%
Bitcoin SV	BSV	Other Coins	209.46	228.00	18.54	73.78	1,368.13	8.9%
Cardano	ADA	Other Coins	2,196,494.65	2,697,614.00	501,119.35	0.79	395,113.35	22.8%
Celsius	CEL	CEL	235,587.03	303,430.00	67,842.97	2.03	137,752.23	28.8%
ChainLink	LINK	Other Coins	49,825.82	156,432.00	106,606.18	10.92	1,163,735.40	214.0%
Compound	COMP	Other Coins	226.02	343.00	116.98	104.65	12,241.94	51.8%
Curve DAO Token	CRV	Other Coins	-	-	-	2.46	-	
Dash	DASH	Other Coins	363.22	617.00	253.78	87.47	22,197.38	69.9%
Decentraland	MANA	Other Coins	59,568.80	66,432.00	6,863.20	1.46	10,049.14	11.5%
Dogecoin	DOGE	Other Coins	3,274,082.63	3,601,489.60	327,406.97	0.13	41,962.08	10.0%
Polkadot ⁴	DOT	Other Coins	29,458.47	34,312.00	4,853.53	14.58	70,772.23	16.5%
EOS	EOS	Other Coins	15,934.77	17,528.00	1,593.23	2.01	3,207.82	10.0%
Ether	ETH	ETH & Equivalents	7,213.93	7,934.90	720.98	2,747.56	1,980,920.10	10.0%
Ethereum Classic	ETC	Other Coins	1,732.93	1,906.00	173.07	28.31	4,900.29	10.0%
Gemini dollar	GUSD	USD/Stable Coins	5,386,494.79	6,214,513.00	828,018.21	1.00	828,016.98	15.4%
Kyber Network Crystal v2	KNC	Other Coins	6,898.03	33,244.00	26,345.97	3.04	80,082.33	381.9%
Litecoin	LTC	Other Coins	5,269.52	6,108.00	838.48	96.82	81,185.22	15.9%
Livepeer	LPT	Other Coins	607.50	641.00	33.50	21.53	721.50	5.5%
Terra Classic	LUNC	Other Coins	8,922.00	9,814.00	892.00	82.36	73,468.50	10.0%
Maker	MKR	Other Coins	-	-	-	1,377.65	-	
Polygon	MATIC	Other Coins	1,095,322.81	1,345,409.00	250,086.19	1.06	266,168.54	22.8%
Dai	DAI	USD/Stable Coins	438,403.95	482,244.00	43,840.05	1.00	43,828.51	10.0%
OMG Network	OMG	Other Coins	2,416.39	4,251.00	1,834.61	3.76	6,894.01	75.9%
Ox	ZRX	Other Coins	64,280.38	92,123.00	27,842.62	0.72	19,958.74	43.3%
Pax Dollar	USDP	USD/Stable Coins	82,146.83	90,362.00	8,215.17	1.00	8,215.17	10.0%
Paxos Gold	PAXG	Other Coins	78.39	228.70	150.31	1,877.48	282,194.61	191.7%
XRP	XRP	Other Coins	1,183,705.59	1,302,076.00	118,370.41	0.60	70,793.68	10.0%
Solana	SOL	Other Coins	22,452.42	24,698.00	2,245.58	84.52	189,791.25	10.0%
Songbird	SGB	Other Coins	118,225.83	127,424.00	9,198.17	0.06	510.50	7.8%
SparkLab	SPARK	Other Coins	27,829.24	-	(27,829.24)	0.00	(23.16)	(100.0%)

Schedule 2

Pg 52 of 214

Surplus/(Deficit) of Crypto Assets in Custody Wallets to Custody Account Balances

05/05/22

Crypto Asset	Symbol	Celsius Grouping ³	Custody Account Balance ^{1A}	Custody Wallet ^B	Surplus/(Deficit) # of Crypto Asset	\$ Crypto Asset ^C	Surplus/(Deficit) \$ of Crypto Asset ²	Surplus/(Deficit) % ⁴	
Stellar Lumens	XLM	Other Coins	719,284.62	854,305.00	135,020.38	0.17	23,099.31	18.8%	
SushiSwap	SUSHI	Other Coins	9,895.42	10,901.00	1,005.58	2.27	2,287.29	10.2%	
Synthetic	SNX	Other Coins	135,715.44	92,983.00	(42,732.44)	4.53	(193,765.23)	(31.5%)	
Tether	USDT	USD/Stable Coins	637,612.62	743,349.00	105,736.38	1.00	105,791.23	16.6%	
Tezos	XTZ	Other Coins	19,381.86	21,320.00	1,938.14	2.49	4,817.53	10.0%	
TrueAUD ⁴	TAUD	Other Coins	0.03	1,797.00	1,796.97	0.62	1,110.59	6,654,082.6%	
TrueCAD ⁴	TCAD	Other Coins	0.03	3,061.00	3,060.97	0.63	1,936.82	11,334,712.7%	
TrueGBP ⁴	TGBP	Other Coins	0.02	-	(0.02)	1.15	(0.02)	(100.0%)	
TrueHKD ⁴	THKD	Other Coins	-	41,275.00	41,275.00	0.11	4,702.32		
TrueUSD	TUSD	USD/Stable Coins	10,244.93	96,756.00	86,511.07	1.00	86,515.91	844.4%	
UMA	UMA	Other Coins	436.69	448.00	11.31	5.15	58.22	2.6%	
Uniswap	UNI	Other Coins	5,161.27	6,012.00	850.73	7.35	6,248.62	16.5%	
USD Coin	USDC	USD/Stable Coins	17,043,208.22	19,394,783.00	2,351,574.78	1.00	2,351,688.94	13.8%	
TerraClassicUSD	USTC	Other Coins	194,157.85	213,574.00	19,416.15	-	-	10.0%	
Wrapped Bitcoin	WBTC	BTC & Equivalents	0.03	-	(0.03)	36,567.05	(1,120.78)	(100.0%)	
yearn.finance	YFI	Other Coins	-	-	-	16,857.01	-		
ZUSD	ZUSD	USD/Stable Coins	-	1.00	1.00	0.98	0.98		
Zcash	ZEC	Other Coins	414.74	495.00	80.26	125.53	10,075.20	19.4%	
Total Surplus/(Deficit):							\$	11,315,727.16	

Schedule 2

Pg 53 of 214

Surplus/(Deficit) of Crypto Assets in Custody Wallets to Custody Account Balances

05/06/22

Crypto Asset	Symbol	Celsius Grouping ³	Custody Account Balance ^{1A}	Custody Wallet ^B	Surplus/(Deficit) # of Crypto Asset	\$ Crypto Asset ^C	Surplus/(Deficit) \$ of Crypto Asset ²	Surplus/(Deficit) % ⁴
1inch Network	1INCH	Other Coins	28,736.79	31,610.00	2,873.21	1.35	3,891.30	10.0%
Aave	AAVE	Other Coins	921.38	1,014.00	92.62	138.27	12,806.46	10.1%
Avalanche	AVAX	Other Coins	8,528.70	9,420.00	891.30	56.98	50,784.71	10.5%
Badger DAO	BADGER	Other Coins	-	-	-	7.32	-	
Bancor	BNT	Other Coins	1,435.73	3,293.00	1,857.27	1.92	3,562.42	129.4%
Basic Attention Token	BAT	Other Coins	94,898.86	107,688.00	12,789.14	0.58	7,400.85	13.5%
Binance	BNB	Other Coins	8.82	9.00	0.18	378.94	68.32	2.0%
Binance USD	BUSD	USD/Stable Coins	93,900.23	103,290.00	9,389.77	1.00	9,387.43	10.0%
Bitcoin	BTC	BTC & Equivalents	823.62	906.23	82.62	35,997.00	2,973,919.18	10.0%
Bitcoin Cash	BCH	Other Coins	296.81	326.00	29.19	274.74	8,020.94	9.8%
Bitcoin SV	BSV	Other Coins	209.47	228.00	18.53	72.46	1,342.76	8.8%
Cardano	ADA	Other Coins	3,483,189.21	3,831,508.00	348,318.79	0.78	272,662.05	10.0%
Celsius	CEL	CEL	254,776.86	303,430.00	48,653.14	2.00	97,447.40	19.1%
ChainLink	LINK	Other Coins	56,710.18	62,381.00	5,670.82	10.78	61,159.00	10.0%
Compound	COMP	Other Coins	260.44	343.00	82.56	103.04	8,506.98	31.7%
Curve DAO Token	CRV	Other Coins	-	-	-	2.29	-	
Dash	DASH	Other Coins	398.28	617.00	218.72	87.71	19,185.07	54.9%
Decentraland	MANA	Other Coins	85,653.86	94,219.00	8,565.14	1.45	12,389.46	10.0%
Dogecoin	DOGE	Other Coins	3,446,672.76	3,791,340.60	344,667.83	0.13	43,999.02	10.0%
Polkadot ⁴	DOT	Other Coins	31,747.08	34,922.00	3,174.92	14.32	45,457.27	10.0%
EOS	EOS	Other Coins	15,782.48	17,528.00	1,745.52	2.02	3,530.89	11.1%
Ether	ETH	ETH & Equivalents	6,254.54	6,879.90	625.36	2,691.62	1,683,229.88	10.0%
Ethereum Classic	ETC	Other Coins	1,566.03	1,906.00	339.97	27.93	9,495.46	21.7%
Gemini dollar	GUSD	USD/Stable Coins	5,358,922.78	6,214,513.00	855,590.22	1.00	857,952.51	16.0%
Kyber Network Crystal v2	KNC	Other Coins	6,056.84	33,244.00	27,187.16	3.03	82,395.47	448.9%
Litecoin	LTC	Other Coins	5,844.25	6,429.00	584.75	96.66	56,523.15	10.0%
Livepeer	LPT	Other Coins	616.65	705.00	88.35	21.76	1,922.72	14.3%
Terra Classic	LUNC	Other Coins	8,910.69	9,814.00	903.30	77.28	69,807.48	10.1%
Maker	MKR	Other Coins	-	-	-	1,332.25	-	
Polygon	MATIC	Other Coins	1,055,366.25	1,345,409.00	290,042.75	1.04	302,281.13	27.5%
Dai	DAI	USD/Stable Coins	670,291.80	737,321.00	67,029.20	1.00	66,862.81	10.0%
OMG Network	OMG	Other Coins	2,466.18	4,251.00	1,784.82	3.67	6,543.33	72.4%
Ox	ZRX	Other Coins	62,043.90	92,123.00	30,079.10	0.70	21,107.03	48.5%
Pax Dollar	USDP	USD/Stable Coins	41,534.46	90,362.00	48,827.54	1.00	48,839.49	117.6%
Paxos Gold	PAXG	Other Coins	80.97	228.70	147.73	1,884.86	278,455.77	182.5%
XRP	XRP	Other Coins	1,217,349.71	1,329,529.15	112,179.44	0.60	67,516.51	9.2%
Solana	SOL	Other Coins	22,717.97	24,989.00	2,271.03	81.65	185,428.33	10.0%
Songbird	SGB	Other Coins	97,584.93	127,424.00	29,839.07	0.06	1,657.26	30.6%
SparkLab	SPARK	Other Coins	27,829.24	-	(27,829.24)	0.00	(23.41)	(100.0%)

Schedule 2

Pg 54 of 214

Surplus/(Deficit) of Crypto Assets in Custody Wallets to Custody Account Balances

05/06/22

Crypto Asset	Symbol	Celsius Grouping ³	Custody Account Balance ^{1,A}	Custody Wallet ^B	Surplus/(Deficit) # of Crypto Asset	\$ Crypto Asset ^C	Surplus/(Deficit) \$ of Crypto Asset ²	Surplus/(Deficit) % ⁴	
Stellar Lumens	XLM	Other Coins	696,925.71	854,305.00	157,379.29	0.17	26,974.62	22.6%	
SushiSwap	SUSHI	Other Coins	11,784.84	12,963.00	1,178.16	2.24	2,641.41	10.0%	
Synthetic	SNX	Other Coins	141,884.89	156,073.00	14,188.11	4.60	65,214.42	10.0%	
Tether	USDT	USD/Stable Coins	716,315.05	787,947.00	71,631.95	1.00	71,580.78	10.0%	
Tezos	XTZ	Other Coins	19,387.95	21,320.00	1,932.05	2.50	4,835.85	10.0%	
TrueAUD ⁴	TAUD	Other Coins	0.03	1,797.00	1,796.97	0.62	1,110.59	6,654,082.6%	
TrueCAD ⁴	TCAD	Other Coins	0.03	3,061.00	3,060.97	0.63	1,936.82	11,334,712.7%	
TrueGBP ⁴	TGBP	Other Coins	0.02	-	(0.02)	1.15	(0.02)	(100.0%)	
TrueHKD ⁴	THKD	Other Coins	-	41,275.00	41,275.00	0.11	4,702.32		
TrueUSD	TUSD	USD/Stable Coins	10,244.93	96,756.00	86,511.07	1.00	86,489.26	844.4%	
UMA	UMA	Other Coins	304.08	448.00	143.92	5.47	787.33	47.3%	
Uniswap	UNI	Other Coins	5,177.59	6,012.00	834.41	7.58	6,324.84	16.1%	
USD Coin	USDC	USD/Stable Coins	18,138,569.67	19,952,427.00	1,813,857.33	1.00	1,809,665.27	10.0%	
TerraClassicUSD	USTC	Other Coins	449,352.45	494,288.00	44,935.55	-	-	10.0%	
Wrapped Bitcoin	WBTC	BTC & Equivalents	0.08	-	(0.08)	36,023.99	(2,945.79)	(100.0%)	
yearn.finance	YFI	Other Coins	-	-	-	16,738.37	-		
ZUSD	ZUSD	USD/Stable Coins	-	1.00	1.00	1.00	1.00		
Zcash	ZEC	Other Coins	674.38	742.00	67.62	123.63	8,359.25	10.0%	
Total Surplus/(Deficit):							\$	9,463,194.39	

Schedule 2

Pg 55 of 214

Surplus/(Deficit) of Crypto Assets in Custody Wallets to Custody Account Balances

05/09/22

Crypto Asset	Symbol	Celsius Grouping ³	Custody Account Balance ^{1,A}	Custody Wallet ^B	Surplus/ (Deficit) # of Crypto Asset	\$ Crypto Asset ^C	Surplus/ (Deficit) \$ of Crypto Asset ²	Surplus/ (Deficit) % ⁴
1inch Network	1INCH	Other Coins	14,348.15	31,610.00	17,261.85	1.01	17,456.05	120.3%
Aave	AAVE	Other Coins	932.66	1,014.00	81.34	99.29	8,076.17	8.7%
Avalanche	AVAX	Other Coins	10,991.54	12,091.00	1,099.46	41.22	45,321.33	10.0%
Badger DAO	BADGER	Other Coins	-	-	-	5.57	-	
Bancor	BNT	Other Coins	1,435.74	3,293.00	1,857.26	1.57	2,913.10	129.4%
Basic Attention Token	BAT	Other Coins	120,973.04	133,070.00	12,096.96	0.44	5,327.75	10.0%
Binance	BNB	Other Coins	8.82	9.00	0.18	296.06	53.38	2.0%
Binance USD	BUSD	USD/Stable Coins	97,851.05	107,636.00	9,784.95	1.00	9,787.94	10.0%
Bitcoin	BTC	BTC & Equivalents	955.87	1,051.23	95.36	30,072.94	2,867,865.19	10.0%
Bitcoin Cash	BCH	Other Coins	216.72	326.00	109.28	217.67	23,787.74	50.4%
Bitcoin SV	BSV	Other Coins	247.96	273.00	25.04	60.17	1,506.37	10.1%
Cardano	ADA	Other Coins	4,610,040.71	3,831,508.00	(778,532.71)	0.60	(468,900.99)	(16.9%)
Celsius	CEL	CEL	306,821.78	337,504.00	30,682.22	1.61	49,352.55	10.0%
ChainLink	LINK	Other Coins	72,823.99	80,106.00	7,282.01	8.10	58,952.84	10.0%
Compound	COMP	Other Coins	241.15	343.00	101.85	79.56	8,103.16	42.2%
Curve DAO Token	CRV	Other Coins	-	-	-	1.91	-	
Dash	DASH	Other Coins	613.98	675.00	61.02	69.87	4,263.61	9.9%
Decentraland	MANA	Other Coins	106,793.22	117,473.00	10,679.78	1.06	11,343.20	10.0%
Dogecoin	DOGE	Other Coins	3,466,781.95	3,813,460.60	346,678.64	0.10	35,305.93	10.0%
Polkadot ⁴	DOT	Other Coins	35,323.33	38,856.00	3,532.67	10.63	37,536.91	10.0%
EOS	EOS	Other Coins	17,227.60	18,950.00	1,722.40	1.59	2,732.83	10.0%
Ether	ETH	ETH & Equivalents	6,911.11	7,601.90	690.79	2,229.54	1,540,144.65	10.0%
Ethereum Classic	ETC	Other Coins	1,985.24	2,184.00	198.76	22.72	4,516.37	10.0%
Gemini dollar	GUSD	USD/Stable Coins	5,652,507.85	6,217,759.00	565,251.15	1.00	565,606.14	10.0%
Kyber Network Crystal v2	KNC	Other Coins	6,860.18	33,244.00	26,383.82	2.05	54,090.70	384.6%
Litecoin	LTC	Other Coins	5,831.97	6,429.00	597.03	76.18	45,479.17	10.2%
Livepeer	LPT	Other Coins	664.35	705.00	40.65	17.43	708.64	6.1%
Terra Classic	LUNC	Other Coins	14,494.18	9,814.00	(4,680.19)	30.32	(141,903.64)	(32.3%)
Maker	MKR	Other Coins	-	-	-	1,052.19	-	
Polygon	MATIC	Other Coins	1,296,357.38	1,425,993.00	129,635.62	0.81	105,060.84	10.0%
Dai	DAI	USD/Stable Coins	278,668.16	737,321.00	458,652.84	1.00	460,127.43	164.6%
OMG Network	OMG	Other Coins	2,508.49	4,251.00	1,742.51	2.91	5,068.47	69.5%
Ox	ZRX	Other Coins	63,900.52	92,123.00	28,222.48	0.50	14,128.12	44.2%
Pax Dollar	USDP	USD/Stable Coins	42,032.06	90,362.00	48,329.94	1.00	48,296.00	115.0%
Paxos Gold	PAXG	Other Coins	97.81	228.70	130.89	1,854.66	242,746.89	133.8%
XRP	XRP	Other Coins	1,269,012.74	1,395,914.15	126,901.41	0.49	61,820.58	10.0%
Solana	SOL	Other Coins	27,879.04	30,667.00	2,787.96	62.17	173,338.40	10.0%
Songbird	SGB	Other Coins	198,526.99	218,380.00	19,853.01	0.05	974.98	10.0%
SparkLab	SPARK	Other Coins	30,224.67	-	(30,224.67)	0.00	(17.42)	(100.0%)

Schedule 2

Pg 56 of 214

Surplus/(Deficit) of Crypto Assets in Custody Wallets to Custody Account Balances

05/09/22

Crypto Asset	Symbol	Celsius Grouping ³	Custody Account Balance ^{1A}	Custody Wallet ^B	Surplus/(Deficit) # of Crypto Asset	\$ Crypto Asset ^C	Surplus/(Deficit) \$ of Crypto Asset ²	Surplus/(Deficit) % ⁴	
Stellar Lumens	XLM	Other Coins	811,366.20	892,503.00	81,136.80	0.14	11,400.22	10.0%	
SushiSwap	SUSHI	Other Coins	13,079.68	14,388.00	1,308.32	1.73	2,265.29	10.0%	
Synthetic	SNX	Other Coins	104,912.18	156,073.00	51,160.82	3.24	165,865.42	48.8%	
Tether	USDT	USD/Stable Coins	9,842,546.86	10,826,802.00	984,255.14	1.00	984,127.35	10.0%	
Tezos	XTZ	Other Coins	19,505.29	21,320.00	1,814.71	2.01	3,655.07	9.3%	
TrueAUD ⁴	TAUD	Other Coins	0.03	1,797.00	1,796.97	0.62	1,110.59	6,654,082.6%	
TrueCAD ⁴	TCAD	Other Coins	0.03	3,061.00	3,060.97	0.63	1,936.82	11,334,712.7%	
TrueGBP ⁴	TGBP	Other Coins	0.02	-	(0.02)	1.15	(0.02)	(100.0%)	
TrueHKD ⁴	THKD	Other Coins	-	41,275.00	41,275.00	0.11	4,378.57		
TrueUSD	TUSD	USD/Stable Coins	10,243.26	96,756.00	86,512.74	1.00	86,542.83	844.6%	
UMA	UMA	Other Coins	272.35	448.00	175.65	4.13	726.07	64.5%	
Uniswap	UNI	Other Coins	6,727.70	7,400.00	672.30	5.95	3,999.44	10.0%	
USD Coin	USDC	USD/Stable Coins	22,360,307.11	24,596,338.00	2,236,030.89	1.00	2,238,101.63	10.0%	
TerraClassicUSD	USTC	Other Coins	669,919.89	736,912.00	66,992.11	-	-	10.0%	
Wrapped Bitcoin	WBTC	BTC & Equivalents	0.08	-	(0.08)	30,063.85	(2,458.42)	(100.0%)	
yearn.finance	YFI	Other Coins	-	-	-	12,484.98	-		
ZUSD	ZUSD	USD/Stable Coins	-	1.00	1.00	1.00	1.00		
Zcash	ZEC	Other Coins	772.99	850.00	77.01	92.68	7,137.29	10.0%	
Total Surplus/(Deficit):							\$	9,409,760.51	

Schedule 2

Pg 57 of 214

Surplus/(Deficit) of Crypto Assets in Custody Wallets to Custody Account Balances

05/10/22

Crypto Asset	Symbol	Celsius Grouping ³	Custody Account Balance ^{1A}	Custody Wallet ^B	Surplus/ (Deficit) # of Crypto Asset	\$ Crypto Asset ^C	Surplus/ (Deficit) \$ of Crypto Asset ²	Surplus/ (Deficit) % ⁴
1inch Network	1INCH	Other Coins	14,540.28	31,610.00	17,069.72	1.04	17,801.71	117.4%
Aave	AAVE	Other Coins	1,046.07	1,151.00	104.93	105.22	11,040.72	10.0%
Avalanche	AVAX	Other Coins	12,063.90	13,270.00	1,206.10	44.55	53,734.86	10.0%
Badger DAO	BADGER	Other Coins	-	-	-	6.14	-	
Bancor	BNT	Other Coins	60,049.72	66,055.00	6,005.28	1.63	9,764.89	10.0%
Basic Attention Token	BAT	Other Coins	103,049.24	133,070.00	30,020.76	0.47	13,997.43	29.1%
Binance	BNB	Other Coins	11.54	13.00	1.46	319.11	465.28	12.6%
Binance USD	BUSD	USD/Stable Coins	107,906.26	118,697.00	10,790.74	1.00	10,794.69	10.0%
Bitcoin	BTC	BTC & Equivalents	1,143.13	1,257.23	114.10	31,012.80	3,538,595.20	10.0%
Bitcoin Cash	BCH	Other Coins	390.54	430.00	39.46	231.56	9,138.09	10.1%
Bitcoin SV	BSV	Other Coins	229.49	273.00	43.51	63.34	2,755.86	19.0%
Cardano	ADA	Other Coins	4,357,006.26	3,831,508.00	(525,498.26)	0.63	(330,281.93)	(12.1%)
Celsius	CEL	CEL	333,599.39	366,959.00	33,359.61	1.56	52,072.56	10.0%
ChainLink	LINK	Other Coins	109,610.14	120,571.00	10,960.86	8.58	94,081.48	10.0%
Compound	COMP	Other Coins	346.47	381.00	34.53	87.85	3,033.24	10.0%
Curve DAO Token	CRV	Other Coins	-	-	-	1.98	-	
Dash	DASH	Other Coins	616.70	675.00	58.30	73.32	4,274.62	9.5%
Decentraland	MANA	Other Coins	80,353.79	117,473.00	37,119.21	1.11	41,324.89	46.2%
Dogecoin	DOGE	Other Coins	3,447,066.92	3,813,460.60	366,393.68	0.11	39,582.32	10.6%
Polkadot ⁴	DOT	Other Coins	46,280.61	50,909.00	4,628.39	11.36	52,557.02	10.0%
EOS	EOS	Other Coins	20,754.28	22,830.00	2,075.72	1.72	3,561.54	10.0%
Ether	ETH	ETH & Equivalents	8,196.21	9,015.90	819.68	2,341.75	1,919,495.53	10.0%
Ethereum Classic	ETC	Other Coins	1,807.40	2,184.00	376.60	23.88	8,994.87	20.8%
Gemini dollar	GUSD	USD/Stable Coins	5,877,833.04	6,465,616.00	587,782.96	1.00	588,291.74	10.0%
Kyber Network Crystal v2	KNC	Other Coins	6,705.00	33,244.00	26,539.00	1.99	52,791.45	395.8%
Litecoin	LTC	Other Coins	6,475.48	7,123.00	647.52	80.16	51,905.76	10.0%
Livepeer	LPT	Other Coins	1,018.49	1,120.00	101.51	17.66	1,793.23	10.0%
Terra Classic	LUNC	Other Coins	30,506.85	9,814.00	(20,692.85)	17.42	(360,439.76)	(67.8%)
Maker	MKR	Other Coins	-	-	-	1,220.88	-	
Polygon	MATIC	Other Coins	2,027,496.90	1,425,993.00	(601,503.90)	0.89	(534,798.00)	(29.7%)
Dai	DAI	USD/Stable Coins	546,642.92	737,321.00	190,678.08	1.00	190,998.69	34.9%
OMG Network	OMG	Other Coins	1,480.30	4,251.00	2,770.70	3.09	8,571.18	187.2%
Ox	ZRX	Other Coins	66,041.57	92,123.00	26,081.43	0.51	13,222.81	39.5%
Pax Dollar	USDP	USD/Stable Coins	42,312.60	90,362.00	48,049.40	1.00	48,001.36	113.6%
Paxos Gold	PAXG	Other Coins	96.91	228.70	131.79	1,834.17	241,724.41	136.0%
XRP	XRP	Other Coins	1,148,215.94	1,395,914.15	247,698.21	0.51	127,086.97	21.6%
Solana	SOL	Other Coins	45,264.96	49,791.00	4,526.04	66.88	302,715.11	10.0%
Songbird	SGB	Other Coins	204,724.63	218,380.00	13,655.37	0.05	662.29	6.7%
SparkLab	SPARK	Other Coins	36,422.46	-	(36,422.46)	0.00	(21.41)	(100.0%)

Schedule 2

Pg 58 of 214

Surplus/(Deficit) of Crypto Assets in Custody Wallets to Custody Account Balances

05/10/22

Crypto Asset	Symbol	Celsius Grouping ³	Custody Account Balance ^{1A}	Custody Wallet ^B	Surplus/(Deficit) # of Crypto Asset	\$ Crypto Asset ^C	Surplus/(Deficit) \$ of Crypto Asset ²	Surplus/(Deficit) % ⁴	
Stellar Lumens	XLM	Other Coins	2,182,149.66	2,400,365.00	218,215.34	0.15	32,383.11	10.0%	
SushiSwap	SUSHI	Other Coins	11,341.13	14,388.00	3,046.87	1.79	5,445.90	26.9%	
Synthetic	SNX	Other Coins	118,020.08	156,073.00	38,052.92	3.28	124,942.59	32.2%	
Tether	USDT	USD/Stable Coins	1,233,786.48	1,526,802.00	293,015.52	1.00	292,583.92	23.7%	
Tezos	XTZ	Other Coins	22,345.70	24,580.00	2,234.30	2.11	4,717.06	10.0%	
TrueAUD ⁴	TAUD	Other Coins	0.03	1,797.00	1,796.97	0.62	1,110.59	6,649,792.4%	
TrueCAD ⁴	TCAD	Other Coins	0.03	3,061.00	3,060.97	0.63	1,936.82	11,327,404.5%	
TrueGBP ⁴	TGBP	Other Coins	0.02	-	(0.02)	1.15	(0.02)	(100.0%)	
TrueHKD ⁴	THKD	Other Coins	-	41,275.00	41,275.00	0.11	4,378.57		
TrueUSD	TUSD	USD/Stable Coins	10,243.26	96,756.00	86,512.74	1.00	86,544.21	844.6%	
UMA	UMA	Other Coins	464.76	448.00	(16.76)	4.20	(70.36)	(3.6%)	
Uniswap	UNI	Other Coins	12,258.00	13,484.00	1,226.00	6.07	7,442.05	10.0%	
USD Coin	USDC	USD/Stable Coins	24,382,558.61	26,820,814.00	2,438,255.39	1.00	2,438,189.10	10.0%	
TerraClassicUSD	USTC	Other Coins	699,840.21	1,012,448.00	312,607.79	-	-	44.7%	
Wrapped Bitcoin	WBTC	BTC & Equivalents	2.53	3.00	0.47	31,006.04	14,463.86	18.4%	
yearn.finance	YFI	Other Coins	-	-	-	13,696.16	-		
ZUSD	ZUSD	USD/Stable Coins	-	1.00	1.00	1.01	1.01		
Zcash	ZEC	Other Coins	675.92	850.00	174.08	93.02	16,192.85	25.8%	
Total Surplus/(Deficit):							\$	9,319,551.94	

Schedule 2

Pg 59 of 214

Surplus/(Deficit) of Crypto Assets in Custody Wallets to Custody Account Balances

05/11/22

Crypto Asset	Symbol	Celsius Grouping ³	Custody Account Balance ^{1A}	Custody Wallet ^B	Surplus/ (Deficit) # of Crypto Asset	\$ Crypto Asset ^C	Surplus/ (Deficit) \$ of Crypto Asset ²	Surplus/ (Deficit) % ⁴
1inch Network	1INCH	Other Coins	11,290.73	31,610.00	20,319.27	1.01	20,496.43	180.0%
Aave	AAVE	Other Coins	1,202.63	1,323.00	120.37	82.14	9,886.88	10.0%
Avalanche	AVAX	Other Coins	12,604.55	13,865.00	1,260.45	31.05	39,141.13	10.0%
Badger DAO	BADGER	Other Coins	-	-	-	4.98	-	
Bancor	BNT	Other Coins	1,493.48	66,055.00	64,561.52	1.42	91,769.41	4,322.9%
Basic Attention Token	BAT	Other Coins	116,605.51	133,070.00	16,464.49	0.37	6,153.68	14.1%
Binance	BNB	Other Coins	11.54	13.00	1.46	270.39	394.25	12.6%
Binance USD	BUSD	USD/Stable Coins	98,172.53	118,697.00	20,524.47	1.00	20,533.40	20.9%
Bitcoin	BTC	BTC & Equivalents	1,684.53	1,853.23	168.70	28,975.80	4,888,214.41	10.0%
Bitcoin Cash	BCH	Other Coins	437.24	481.00	43.76	193.94	8,486.11	10.0%
Bitcoin SV	BSV	Other Coins	467.61	514.00	46.39	52.74	2,446.34	9.9%
Cardano	ADA	Other Coins	3,970,331.56	4,367,365.00	397,033.44	0.52	204,786.77	10.0%
Celsius	CEL	CEL	364,295.52	400,725.00	36,429.48	1.03	37,578.20	10.0%
ChainLink	LINK	Other Coins	123,756.91	136,133.00	12,376.09	6.92	85,621.09	10.0%
Compound	COMP	Other Coins	252.54	381.00	128.46	68.67	8,821.48	50.9%
Curve DAO Token	CRV	Other Coins	-	-	-	1.50	-	
Dash	DASH	Other Coins	664.78	731.00	66.22	58.02	3,841.95	10.0%
Decentraland	MANA	Other Coins	103,496.39	117,473.00	13,976.61	0.77	10,745.21	13.5%
Dogecoin	DOGE	Other Coins	3,414,528.21	3,813,460.60	398,932.39	0.08	33,836.22	11.7%
Polkadot ⁴	DOT	Other Coins	49,000.15	53,900.00	4,899.85	9.05	44,347.97	10.0%
EOS	EOS	Other Coins	16,574.82	22,830.00	6,255.18	1.40	8,762.49	37.7%
Ether	ETH	ETH & Equivalents	8,271.47	9,098.90	827.43	2,075.98	1,717,719.56	10.0%
Ethereum Classic	ETC	Other Coins	2,976.21	3,274.00	297.79	19.89	5,922.05	10.0%
Gemini dollar	GUSD	USD/Stable Coins	2,216,338.13	6,465,616.00	4,249,277.87	1.00	4,263,833.20	191.7%
Kyber Network Crystal v2	KNC	Other Coins	7,256.79	33,244.00	25,987.21	1.45	37,554.25	358.1%
Litecoin	LTC	Other Coins	7,011.38	7,713.00	701.62	66.29	46,511.62	10.0%
Livepeer	LPT	Other Coins	661.41	1,120.00	458.59	14.39	6,600.01	69.3%
Terra Classic	LUNC	Other Coins	33,810.90	37,192.00	3,381.10	1.09	3,696.39	10.0%
Maker	MKR	Other Coins	-	-	-	1,127.49	-	
Polygon	MATIC	Other Coins	1,827,623.88	1,425,993.00	(401,630.88)	0.67	(270,299.77)	(22.0%)
Dai	DAI	USD/Stable Coins	445,514.50	737,321.00	291,806.50	1.00	291,697.00	65.5%
OMG Network	OMG	Other Coins	1,324.69	4,251.00	2,926.31	2.52	7,375.81	220.9%
Ox	ZRX	Other Coins	79,254.77	92,123.00	12,868.23	0.39	4,974.51	16.2%
Pax Dollar	USDP	USD/Stable Coins	67,719.76	90,362.00	22,642.24	1.00	22,645.66	33.4%
Paxos Gold	PAXG	Other Coins	145.33	228.70	83.37	1,851.34	154,345.28	57.4%
XRP	XRP	Other Coins	1,258,127.71	1,395,914.15	137,786.45	0.42	57,192.51	11.0%
Solana	SOL	Other Coins	46,273.26	50,901.00	4,627.74	50.67	234,475.99	10.0%
Songbird	SGB	Other Coins	220,604.31	242,665.00	22,060.69	0.04	861.91	10.0%
SparkLab	SPARK	Other Coins	36,422.52	-	(36,422.52)	0.00	(14.51)	(100.0%)

Schedule 2

Pg 60 of 214

Surplus/(Deficit) of Crypto Assets in Custody Wallets to Custody Account Balances

05/11/22

Crypto Asset	Symbol	Celsius Grouping ³	Custody Account Balance ^{1A}	Custody Wallet ^B	Surplus/(Deficit) # of Crypto Asset	\$ Crypto Asset ^C	Surplus/(Deficit) \$ of Crypto Asset ²	Surplus/(Deficit) % ⁴	
Stellar Lumens	XLM	Other Coins	1,559,948.87	2,400,365.00	840,416.13	0.13	105,671.04	53.9%	
SushiSwap	SUSHI	Other Coins	11,049.58	14,388.00	3,338.42	1.32	4,419.83	30.2%	
Synthetic	SNX	Other Coins	123,261.31	156,073.00	32,811.69	2.50	81,959.86	26.6%	
Tether	USDT	USD/Stable Coins	1,418,563.02	1,560,419.00	141,855.98	1.00	141,237.99	10.0%	
Tezos	XTZ	Other Coins	18,042.53	24,580.00	6,537.47	1.78	11,629.11	36.2%	
TrueAUD ⁴	TAUD	Other Coins	0.03	1,797.00	1,796.97	0.62	1,110.59	6,649,792.4%	
TrueCAD ⁴	TCAD	Other Coins	0.03	3,061.00	3,060.97	0.63	1,936.82	11,327,404.5%	
TrueGBP ⁴	TGBP	Other Coins	77,570.05	85,327.00	7,756.95	1.20	9,307.72	10.0%	
TrueHKD ⁴	THKD	Other Coins	-	41,275.00	41,275.00	0.11	4,378.57		
TrueUSD	TUSD	USD/Stable Coins	11,307.36	96,756.00	85,448.64	1.00	85,464.48	755.7%	
UMA	UMA	Other Coins	303.62	448.00	144.38	2.84	410.73	47.6%	
Uniswap	UNI	Other Coins	7,074.33	13,484.00	6,409.67	4.89	31,356.56	90.6%	
USD Coin	USDC	USD/Stable Coins	25,532,002.90	52,224,003.00	26,692,000.10	1.00	26,712,512.14	104.5%	
TerraClassicUSD	USTC	Other Coins	810,338.05	1,012,448.00	202,109.95	-	-	24.9%	
Wrapped Bitcoin	WBTC	BTC & Equivalents	2.54	3.00	0.46	28,957.07	13,336.10	18.1%	
yearn.finance	YFI	Other Coins	-	-	-	11,317.83	-		
ZUSD	ZUSD	USD/Stable Coins	-	1.00	1.00	1.00	1.00		
Zcash	ZEC	Other Coins	747.48	850.00	102.52	83.05	8,514.53	13.7%	
Total Surplus/(Deficit):							\$	39,324,201.96	

Schedule 2

Pg 61 of 214

Surplus/(Deficit) of Crypto Assets in Custody Wallets to Custody Account Balances

05/12/22

Crypto Asset	Symbol	Celsius Grouping ³	Custody Account Balance ^{1A}	Custody Wallet ^B	Surplus/(Deficit) # of Crypto Asset	\$ Crypto Asset ^C	Surplus/(Deficit) \$ of Crypto Asset ²	Surplus/(Deficit) % ⁴
1inch Network	1INCH	Other Coins	24,222.19	31,610.00	7,387.81	0.81	5,970.83	30.5%
Aave	AAVE	Other Coins	1,822.71	2,005.00	182.29	76.84	14,006.95	10.0%
Avalanche	AVAX	Other Coins	20,241.71	22,266.00	2,024.29	30.19	61,108.77	10.0%
Badger DAO	BADGER	Other Coins	-	-	-	4.08	-	-
Bancor	BNT	Other Coins	1,679.21	2,055.00	375.79	1.35	506.71	22.4%
Basic Attention Token	BAT	Other Coins	165,999.72	182,600.00	16,600.28	0.36	5,923.30	10.0%
Binance	BNB	Other Coins	429.58	473.00	43.42	268.07	11,639.69	10.1%
Binance USD	BUSD	USD/Stable Coins	214,100.38	235,510.00	21,409.62	1.00	21,403.29	10.0%
Bitcoin	BTC	BTC & Equivalents	2,239.73	2,464.23	224.50	28,959.39	6,501,337.14	10.0%
Bitcoin Cash	BCH	Other Coins	490.33	539.00	48.67	193.71	9,427.50	9.9%
Bitcoin SV	BSV	Other Coins	479.94	514.00	34.06	49.50	1,685.82	7.1%
Cardano	ADA	Other Coins	5,097,278.28	5,607,006.00	509,727.72	0.47	240,582.79	10.0%
Celsius	CEL	CEL	512,106.65	563,317.00	51,210.35	0.97	49,464.84	10.0%
ChainLink	LINK	Other Coins	321,796.10	353,976.00	32,179.90	6.55	210,691.97	10.0%
Compound	COMP	Other Coins	439.84	484.00	44.16	60.78	2,684.33	10.0%
Curve DAO Token	CRV	Other Coins	-	-	-	1.30	-	-
Dash	DASH	Other Coins	1,487.17	1,636.00	148.83	53.68	7,988.82	10.0%
Decentraland	MANA	Other Coins	149,293.68	164,223.00	14,929.32	0.71	10,548.23	10.0%
Dogecoin	DOGE	Other Coins	3,650,073.12	4,015,080.60	365,007.47	0.08	30,053.33	10.0%
Polkadot ⁴	DOT	Other Coins	81,386.41	89,525.00	8,138.59	8.68	70,662.18	10.0%
EOS	EOS	Other Coins	24,636.16	27,100.00	2,463.84	1.27	3,124.84	10.0%
Ether	ETH	ETH & Equivalents	19,357.81	21,293.83	1,936.03	1,954.21	3,783,397.93	10.0%
Ethereum Classic	ETC	Other Coins	3,248.16	3,573.00	324.84	18.84	6,121.24	10.0%
Gemini dollar	GUSD	USD/Stable Coins	3,419,250.80	4,065,616.00	646,365.20	0.99	639,364.33	18.9%
Kyber Network Crystal v2	KNC	Other Coins	9,368.32	13,244.00	3,875.68	1.29	5,012.25	41.4%
Litecoin	LTC	Other Coins	10,025.91	11,029.00	1,003.09	64.25	64,448.96	10.0%
Livepeer	LPT	Other Coins	1,546.30	1,701.00	154.70	14.09	2,179.33	10.0%
Terra Classic	LUNC	Other Coins	46,447.80	51,093.00	4,645.19	0.00	2.57	10.0%
Maker	MKR	Other Coins	-	-	-	1,336.70	-	-
Polygon	MATIC	Other Coins	4,718,635.77	1,425,993.00	(3,292,642.77)	0.60	(1,973,426.06)	(69.8%)
Dai	DAI	USD/Stable Coins	749,587.63	824,546.00	74,958.37	1.00	74,982.43	10.0%
OMG Network	OMG	Other Coins	1,332.33	4,251.00	2,918.67	2.35	6,851.49	219.1%
Ox	ZRX	Other Coins	111,180.25	122,298.27	11,118.02	0.33	3,720.02	10.0%
Pax Dollar	USDP	USD/Stable Coins	141,356.51	155,492.00	14,135.49	1.00	14,134.83	10.0%
Paxos Gold	PAXG	Other Coins	127.28	139.70	12.42	1,830.41	22,736.54	9.8%
XRP	XRP	Other Coins	1,510,530.59	1,661,584.15	151,053.56	0.38	58,054.60	10.0%
Solana	SOL	Other Coins	53,554.68	58,910.00	5,355.32	44.55	238,584.24	10.0%
Songbird	SGB	Other Coins	258,023.80	283,827.00	25,803.20	0.03	757.78	10.0%
SparkLab	SPARK	Other Coins	36,727.08	-	(36,727.08)	0.00	(11.84)	(100.0%)

Schedule 2

Pg 62 of 214

Surplus/(Deficit) of Crypto Assets in Custody Wallets to Custody Account Balances

05/12/22

Crypto Asset	Symbol	Celsius Grouping ³	Custody Account Balance ^{1A}	Custody Wallet ^B	Surplus/(Deficit) # of Crypto Asset	\$ Crypto Asset ^C	Surplus/(Deficit) \$ of Crypto Asset ²	Surplus/(Deficit) % ⁴	
Stellar Lumens	XLM	Other Coins	1,796,853.75	2,400,365.00	603,511.25	0.12	72,609.38	33.6%	
SushiSwap	SUSHI	Other Coins	21,493.86	23,643.00	2,149.14	1.15	2,472.61	10.0%	
Synthetic	SNX	Other Coins	156,721.10	172,393.00	15,671.90	2.48	38,901.79	10.0%	
Tether	USDT	USD/Stable Coins	3,598,934.11	3,958,827.52	359,893.41	1.00	358,965.33	10.0%	
Tezos	XTZ	Other Coins	22,219.91	24,580.00	2,360.09	1.67	3,947.16	10.6%	
TrueAUD ⁴	TAUD	Other Coins	1,452.09	1,797.00	344.91	0.62	213.17	23.8%	
TrueCAD ⁴	TCAD	Other Coins	1,420.97	3,061.00	1,640.03	0.63	1,037.72	115.4%	
TrueGBP ⁴	TGBP	Other Coins	78,393.31	85,327.00	6,933.69	1.20	8,319.87	8.8%	
TrueHKD ⁴	THKD	Other Coins	-	41,275.00	41,275.00	0.11	4,378.57		
TrueUSD	TUSD	USD/Stable Coins	16,200.71	96,756.00	80,555.29	1.00	80,633.90	497.2%	
UMA	UMA	Other Coins	547.61	448.00	(99.61)	2.49	(247.55)	(18.2%)	
Uniswap	UNI	Other Coins	17,554.15	19,310.00	1,755.85	4.66	8,174.69	10.0%	
USD Coin	USDC	USD/Stable Coins	40,859,440.28	46,224,003.00	5,364,562.72	1.00	5,370,093.81	13.1%	
TerraClassicUSD	USTC	Other Coins	592,558.01	1,012,448.00	419,889.99	-	-	70.9%	
Wrapped Bitcoin	WBTC	BTC & Equivalents	9.46	10.00	0.54	28,938.88	15,554.43	5.7%	
yearn.finance	YFI	Other Coins	-	-	-	9,903.79	-		
ZUSD	ZUSD	USD/Stable Coins	-	1.00	1.00	1.00	1.00		
Zcash	ZEC	Other Coins	2,084.57	2,293.00	208.43	86.33	17,994.53	10.0%	
Total Surplus/(Deficit):							\$	16,188,772.39	

Schedule 2

Pg 63 of 214

Surplus/(Deficit) of Crypto Assets in Custody Wallets to Custody Account Balances

05/13/22

Crypto Asset	Symbol	Celsius Grouping ³	Custody Account Balance ^{1A}	Custody Wallet ^B	Surplus/ (Deficit) # of Crypto Asset	\$ Crypto Asset ^C	Surplus/ (Deficit) \$ of Crypto Asset ²	Surplus/ (Deficit) % ⁴
1inch Network	1INCH	Other Coins	34,343.50	37,778.00	3,434.50	0.91	3,138.76	10.0%
Aave	AAVE	Other Coins	2,073.45	2,281.00	207.55	82.39	17,099.87	10.0%
Avalanche	AVAX	Other Coins	22,702.17	24,972.00	2,269.83	32.17	73,012.51	10.0%
Badger DAO	BADGER	Other Coins	-	-	-	4.28	-	
Bancor	BNT	Other Coins	2,010.76	2,055.00	44.24	1.39	61.48	2.2%
Basic Attention Token	BAT	Other Coins	196,237.52	215,861.00	19,623.48	0.38	7,531.07	10.0%
Binance	BNB	Other Coins	429.58	473.00	43.42	290.27	12,603.56	10.1%
Binance USD	BUSD	USD/Stable Coins	117,913.89	235,510.00	117,596.11	1.00	117,649.43	99.7%
Bitcoin	BTC	BTC & Equivalents	2,378.23	2,464.23	86.00	29,245.76	2,515,278.58	3.6%
Bitcoin Cash	BCH	Other Coins	520.75	572.00	51.25	202.07	10,356.88	9.8%
Bitcoin SV	BSV	Other Coins	508.22	559.04	50.82	51.90	2,637.36	10.0%
Cardano	ADA	Other Coins	5,998,118.74	6,597,931.00	599,812.26	0.53	316,828.76	10.0%
Celsius	CEL	CEL	716,295.11	787,925.00	71,629.89	0.78	56,013.05	10.0%
ChainLink	LINK	Other Coins	317,012.91	353,976.00	36,963.09	7.13	263,701.98	11.7%
Compound	COMP	Other Coins	493.38	542.71	49.33	68.30	3,369.54	10.0%
Curve DAO Token	CRV	Other Coins	-	-	-	1.31	-	
Dash	DASH	Other Coins	1,608.46	1,769.30	160.84	57.94	9,319.87	10.0%
Decentraland	MANA	Other Coins	123,837.07	164,223.00	40,385.93	1.02	41,306.55	32.6%
Dogecoin	DOGE	Other Coins	3,520,203.96	4,015,080.60	494,876.64	0.09	43,558.35	14.1%
Polkadot ⁴	DOT	Other Coins	128,770.50	148,647.54	19,877.04	10.44	207,483.03	15.4%
EOS	EOS	Other Coins	49,810.95	54,792.05	4,981.10	1.34	6,658.17	10.0%
Ether	ETH	ETH & Equivalents	23,649.21	27,196.42	3,547.22	2,006.28	7,116,704.21	15.0%
Ethereum Classic	ETC	Other Coins	3,469.04	3,815.95	346.91	20.46	7,096.72	10.0%
Gemini dollar	GUSD	USD/Stable Coins	3,488,722.07	4,065,616.00	576,893.93	0.99	571,433.66	16.5%
Kyber Network Crystal v2	KNC	Other Coins	16,347.80	17,982.58	1,634.78	1.55	2,535.93	10.0%
Litecoin	LTC	Other Coins	12,611.88	13,873.06	1,261.18	67.78	85,481.61	10.0%
Livepeer	LPT	Other Coins	687.42	1,701.00	1,013.58	14.73	14,933.89	147.4%
Terra Classic	LUNC	Other Coins	435,360.80	51,093.00	(384,267.80)	0.00	(52.18)	(88.3%)
Maker	MKR	Other Coins	-	-	-	1,380.94	-	
Polygon	MATIC	Other Coins	5,239,447.66	3,425,993.00	(1,813,454.66)	0.67	(1,207,336.80)	(34.6%)
Dai	DAI	USD/Stable Coins	1,169,626.65	1,286,589.32	116,962.67	1.00	116,853.49	10.0%
OMG Network	OMG	Other Coins	3,885.14	4,251.00	365.86	2.47	903.83	9.4%
Ox	ZRX	Other Coins	119,928.59	131,921.45	11,992.86	0.37	4,401.51	10.0%
Pax Dollar	USDP	USD/Stable Coins	145,291.91	159,821.11	14,529.20	1.00	14,514.67	10.0%
Paxos Gold	PAXG	Other Coins	165.87	182.15	16.28	1,809.26	29,449.22	9.8%
XRP	XRP	Other Coins	2,008,841.14	1,661,584.15	(347,256.99)	0.42	(146,606.15)	(17.3%)
Solana	SOL	Other Coins	51,779.53	58,910.00	7,130.47	48.89	348,590.88	13.8%
Songbird	SGB	Other Coins	256,069.37	283,827.00	27,757.63	0.03	794.42	10.8%
SparkLab	SPARK	Other Coins	49,703.43	-	(49,703.43)	0.00	(22.35)	(100.0%)

Schedule 2

Pg 64 of 214

Surplus/(Deficit) of Crypto Assets in Custody Wallets to Custody Account Balances

05/13/22

Crypto Asset	Symbol	Celsius Grouping ³	Custody Account Balance ^{1A}	Custody Wallet ^B	Surplus/(Deficit) # of Crypto Asset	\$ Crypto Asset ^C	Surplus/(Deficit) \$ of Crypto Asset ²	Surplus/(Deficit) % ⁴	
Stellar Lumens	XLM	Other Coins	2,999,786.34	3,299,764.98	299,978.64	0.13	39,613.16	10.0%	
SushiSwap	SUSHI	Other Coins	25,484.57	28,033.03	2,548.46	1.40	3,573.40	10.0%	
Synthetic	SNX	Other Coins	146,293.55	172,393.00	26,099.45	2.61	68,093.62	17.8%	
Tether	USDT	USD/Stable Coins	3,192,151.53	3,958,827.52	766,675.99	1.00	765,671.92	24.0%	
Tezos	XTZ	Other Coins	26,344.18	28,978.66	2,634.48	1.77	4,662.90	10.0%	
TrueAUD ⁴	TAUD	Other Coins	0.03	1,797.00	1,796.97	0.62	1,110.59	6,649,792.4%	
TrueCAD ⁴	TCAD	Other Coins	0.03	3,061.00	3,060.97	0.63	1,936.82	11,327,404.5%	
TrueGBP ⁴	TGBP	Other Coins	77,570.05	85,327.00	7,756.95	1.29	10,019.04	10.0%	
TrueHKD ⁴	THKD	Other Coins	-	41,275.00	41,275.00	0.11	4,378.57		
TrueUSD	TUSD	USD/Stable Coins	47,557.90	96,756.00	49,198.10	1.00	49,217.58	103.4%	
UMA	UMA	Other Coins	5,026.73	5,529.41	502.68	2.91	1,463.23	10.0%	
Uniswap	UNI	Other Coins	38,628.20	42,491.02	3,862.82	5.13	19,808.90	10.0%	
USD Coin	USDC	USD/Stable Coins	40,483,422.02	46,224,003.00	5,740,580.98	1.00	5,742,047.68	14.2%	
TerraClassicUSD	USTC	Other Coins	507,499.27	1,012,448.00	504,948.73	-	-	99.5%	
Wrapped Bitcoin	WBTC	BTC & Equivalents	6.88	10.00	3.12	29,221.31	91,239.28	45.4%	
yearn.finance	YFI	Other Coins	-	-	-	9,927.03	-		
ZUSD	ZUSD	USD/Stable Coins	-	1.00	1.00	0.99	0.99		
Zcash	ZEC	Other Coins	4,321.92	4,754.11	432.19	93.80	40,537.79	10.0%	
Total Surplus/(Deficit):							\$	17,510,660.85	

Schedule 2

Pg 65 of 214

Surplus/(Deficit) of Crypto Assets in Custody Wallets to Custody Account Balances

05/14/22

Crypto Asset	Symbol	Celsius Grouping ³	Custody Account Balance ^{1A}	Custody Wallet ^B	Surplus/ (Deficit) # of Crypto Asset	\$ Crypto Asset ^C	Surplus/ (Deficit) \$ of Crypto Asset ²	Surplus/ (Deficit) % ⁴
1inch Network	1INCH	Other Coins	31,701.02	37,778.00	6,076.98	0.94	5,711.99	19.2%
Aave	AAVE	Other Coins	1,430.01	2,281.00	850.99	86.55	73,656.70	59.5%
Avalanche	AVAX	Other Coins	27,092.55	24,972.00	(2,120.55)	33.89	(71,868.82)	(7.8%)
Badger DAO	BADGER	Other Coins	-	-	-	4.58	-	-
Bancor	BNT	Other Coins	2,010.76	2,055.00	44.24	1.42	62.84	2.2%
Basic Attention Token	BAT	Other Coins	177,045.92	215,861.00	38,815.08	0.42	16,228.80	21.9%
Binance	BNB	Other Coins	11.61	473.00	461.39	296.67	136,881.42	3,974.0%
Binance USD	BUSD	USD/Stable Coins	97,803.40	235,510.00	137,706.60	1.00	137,764.01	140.8%
Bitcoin	BTC	BTC & Equivalents	2,307.68	2,663.84	356.16	30,048.70	10,702,175.56	15.4%
Bitcoin Cash	BCH	Other Coins	608.98	572.00	(36.98)	208.60	(7,714.75)	(6.1%)
Bitcoin SV	BSV	Other Coins	511.33	559.04	47.71	54.07	2,579.87	9.3%
Cardano	ADA	Other Coins	5,972,402.03	6,597,931.00	625,528.97	0.54	335,819.70	10.5%
Celsius	CEL	CEL	1,509,882.84	787,925.00	(721,957.84)	0.77	(553,433.87)	(47.8%)
ChainLink	LINK	Other Coins	271,846.27	353,976.00	82,129.73	7.25	595,412.97	30.2%
Compound	COMP	Other Coins	437.95	542.71	104.76	71.11	7,449.48	23.9%
Curve DAO Token	CRV	Other Coins	-	-	-	1.41	-	-
Dash	DASH	Other Coins	1,275.89	1,769.30	493.41	60.85	30,025.03	38.7%
Decentraland	MANA	Other Coins	107,537.35	164,223.00	56,685.65	1.33	75,535.62	52.7%
Dogecoin	DOGE	Other Coins	3,146,683.73	4,015,080.60	868,396.86	0.09	77,611.91	27.6%
Polkadot ⁴	DOT	Other Coins	102,739.22	148,647.54	45,908.32	11.28	518,040.00	44.7%
EOS	EOS	Other Coins	25,572.14	54,792.05	29,219.91	1.35	39,463.98	114.3%
Ether	ETH	ETH & Equivalents	22,537.03	27,196.42	4,659.39	2,053.64	9,568,710.10	20.7%
Ethereum Classic	ETC	Other Coins	4,269.40	3,815.95	(453.45)	21.06	(9,548.68)	(10.6%)
Gemini dollar	GUSD	USD/Stable Coins	5,207,783.74	4,065,616.00	(1,142,167.74)	0.99	(1,134,317.79)	(21.9%)
Kyber Network Crystal v2	KNC	Other Coins	12,243.42	17,982.58	5,739.16	1.65	9,471.16	46.9%
Litecoin	LTC	Other Coins	9,330.26	13,873.06	4,542.80	68.79	312,497.77	48.7%
Livepeer	LPT	Other Coins	331.38	1,701.00	1,369.62	14.94	20,456.02	413.3%
Terra Classic	LUNC	Other Coins	811,273.54	51,093.00	(760,180.55)	0.00	(339.50)	(93.7%)
Maker	MKR	Other Coins	-	-	-	1,560.77	-	-
Polygon	MATIC	Other Coins	5,955,646.74	3,425,993.00	(2,529,653.74)	0.68	(1,730,378.65)	(42.5%)
Dai	DAI	USD/Stable Coins	1,224,280.51	1,286,589.32	62,308.81	1.00	62,345.25	5.1%
OMG Network	OMG	Other Coins	2,514.24	4,251.00	1,736.76	2.58	4,487.71	69.1%
Ox	ZRX	Other Coins	119,084.49	131,921.45	12,836.96	0.42	5,364.85	10.8%
Pax Dollar	USDP	USD/Stable Coins	140,513.01	159,821.11	19,308.10	1.00	19,308.10	13.7%
Paxos Gold	PAXG	Other Coins	152.75	182.15	29.41	1,811.31	53,261.91	19.3%
XRP	XRP	Other Coins	1,796,896.89	2,209,725.25	412,828.36	0.43	175,756.87	23.0%
Solana	SOL	Other Coins	43,316.38	58,910.00	15,593.62	52.37	816,644.64	36.0%
Songbird	SGB	Other Coins	170,436.39	283,827.00	113,390.61	0.03	3,050.21	66.5%
SparkLab	SPARK	Other Coins	60,439.03	-	(60,439.03)	0.00	(27.39)	(100.0%)

Schedule 2

Pg 66 of 214

Surplus/(Deficit) of Crypto Assets in Custody Wallets to Custody Account Balances

05/14/22

Crypto Asset	Symbol	Celsius Grouping ³	Custody Account Balance ^{1A}	Custody Wallet ^B	Surplus/ (Deficit) # of Crypto Asset	\$ Crypto Asset ^C	Surplus/ (Deficit) \$ of Crypto Asset ²	Surplus/ (Deficit) % ⁴	
Stellar Lumens	XLM	Other Coins	2,041,941.12	3,299,764.98	1,257,823.86	0.14	173,660.76	61.6%	
SushiSwap	SUSHI	Other Coins	18,424.59	28,033.03	9,608.44	1.32	12,635.49	52.2%	
Synthetic	SNX	Other Coins	153,215.50	172,393.00	19,177.50	2.76	52,837.74	12.5%	
Tether	USDT	USD/Stable Coins	3,590,575.53	3,958,827.52	368,251.99	1.00	367,755.93	10.3%	
Tezos	XTZ	Other Coins	26,378.55	28,978.66	2,600.11	1.82	4,737.56	9.9%	
TrueAUD ⁴	TAUD	Other Coins	0.03	1,797.00	1,796.97	0.62	1,110.59	6,649,792.4%	
TrueCAD ⁴	TCAD	Other Coins	0.03	3,061.00	3,060.97	0.63	1,936.82	11,327,404.5%	
TrueGBP ⁴	TGBP	Other Coins	77,570.05	85,327.00	7,756.95	1.15	8,908.22	10.0%	
TrueHKD ⁴	THKD	Other Coins	-	41,275.00	41,275.00	0.11	4,378.57		
TrueUSD	TUSD	USD/Stable Coins	47,559.09	96,756.00	49,196.91	1.00	49,210.41	103.4%	
UMA	UMA	Other Coins	5,160.92	5,529.41	368.49	2.99	1,100.60	7.1%	
Uniswap	UNI	Other Coins	37,666.32	42,491.02	4,824.70	5.17	24,941.11	12.8%	
USD Coin	USDC	USD/Stable Coins	33,599,127.58	46,224,003.00	12,624,875.42	1.00	12,624,018.41	37.6%	
TerraClassicUSD	USTC	Other Coins	433,092.56	1,012,448.00	579,355.44	-	-	133.8%	
Wrapped Bitcoin	WBTC	BTC & Equivalents	2.08	10.00	7.92	30,028.30	237,894.86	381.3%	
yearn.finance	YFI	Other Coins	-	-	-	10,211.38	-		
ZUSD	ZUSD	USD/Stable Coins	-	1.00	1.00	1.02	1.02		
Zcash	ZEC	Other Coins	3,816.21	4,754.11	937.90	105.62	99,057.44	24.6%	
Total Surplus/(Deficit):							\$	33,962,330.54	

Schedule 2

Pg 67 of 214

Surplus/(Deficit) of Crypto Assets in Custody Wallets to Custody Account Balances

05/16/22

Crypto Asset	Symbol	Celsius Grouping ³	Custody Account Balance ^{1A}	Custody Wallet ^B	Surplus/ (Deficit) # of Crypto Asset	\$ Crypto Asset ^C	Surplus/ (Deficit) \$ of Crypto Asset ²	Surplus/ (Deficit) % ⁴
1inch Network	1INCH	Other Coins	49,485.37	54,433.91	4,948.54	0.92	4,560.37	10.0%
Aave	AAVE	Other Coins	1,672.47	2,281.00	608.53	83.78	50,981.10	36.4%
Avalanche	AVAX	Other Coins	27,791.34	30,570.48	2,779.14	32.50	90,322.62	10.0%
Badger DAO	BADGER	Other Coins	-	-	-	5.04	-	-
Bancor	BNT	Other Coins	3,194.93	3,514.42	319.49	1.41	451.07	10.0%
Basic Attention Token	BAT	Other Coins	131,584.15	215,861.00	84,276.85	0.39	33,088.68	64.0%
Binance	BNB	Other Coins	13.14	473.00	459.86	296.82	136,497.04	3,500.5%
Binance USD	BUSD	USD/Stable Coins	120,909.27	235,510.00	114,600.73	1.00	114,595.18	94.8%
Bitcoin	BTC	BTC & Equivalents	2,953.57	3,248.92	295.36	29,832.78	8,811,282.25	10.0%
Bitcoin Cash	BCH	Other Coins	459.77	572.00	112.23	197.32	22,144.65	24.4%
Bitcoin SV	BSV	Other Coins	524.87	559.04	34.17	53.59	1,831.08	6.5%
Cardano	ADA	Other Coins	6,097,594.33	6,707,353.76	609,759.43	0.56	338,933.20	10.0%
Celsius	CEL	CEL	1,561,417.44	1,717,559.18	156,141.74	0.84	131,481.53	10.0%
ChainLink	LINK	Other Coins	282,314.34	353,976.00	71,661.66	7.41	530,937.95	25.4%
Compound	COMP	Other Coins	653.83	719.21	65.38	66.70	4,360.62	10.0%
Curve DAO Token	CRV	Other Coins	-	-	-	1.36	-	-
Dash	DASH	Other Coins	1,330.27	1,769.30	439.03	57.85	25,398.04	33.0%
Decentraland	MANA	Other Coins	205,867.05	168,023.14	(37,843.91)	1.17	(44,453.34)	(18.4%)
Dogecoin	DOGE	Other Coins	3,299,042.04	4,015,080.60	716,038.55	0.09	62,932.25	21.7%
Polkadot ⁴	DOT	Other Coins	116,026.14	148,647.54	32,621.40	10.62	346,282.81	28.1%
EOS	EOS	Other Coins	34,247.46	54,792.05	20,544.59	1.32	27,026.57	60.0%
Ether	ETH	ETH & Equivalents	28,269.79	31,096.76	2,826.98	2,020.23	5,711,131.89	10.0%
Ethereum Classic	ETC	Other Coins	4,321.56	4,753.72	432.16	20.86	9,015.92	10.0%
Gemini dollar	GUSD	USD/Stable Coins	6,106,569.51	6,717,226.46	610,656.95	1.00	608,417.47	10.0%
Kyber Network Crystal v2	KNC	Other Coins	28,046.49	30,851.13	2,804.64	1.56	4,380.60	10.0%
Litecoin	LTC	Other Coins	9,776.66	13,873.06	4,096.40	67.10	274,887.68	41.9%
Livepeer	LPT	Other Coins	797.24	1,701.00	903.76	14.56	13,157.29	113.4%
Terra Classic	LUNC	Other Coins	16,216,783.08	17,838,461.40	1,621,678.32	0.00	312.97	10.0%
Maker	MKR	Other Coins	-	-	-	1,528.40	-	-
Polygon	MATIC	Other Coins	6,264,066.26	6,890,472.89	626,406.63	0.68	423,490.62	10.0%
Dai	DAI	USD/Stable Coins	660,763.17	1,286,589.32	625,826.15	1.00	624,897.52	94.7%
OMG Network	OMG	Other Coins	5,357.22	5,892.95	535.73	2.44	1,305.87	10.0%
Ox	ZRX	Other Coins	147,643.15	162,407.47	14,764.32	0.40	5,929.77	10.0%
Pax Dollar	USDP	USD/Stable Coins	134,464.06	159,821.11	25,357.05	0.99	25,218.03	18.9%
Paxos Gold	PAXG	Other Coins	390.41	429.40	38.99	1,825.55	71,175.84	10.0%
XRP	XRP	Other Coins	2,278,614.88	2,209,725.25	(68,889.62)	0.42	(29,087.06)	(3.0%)
Solana	SOL	Other Coins	57,009.21	62,710.14	5,700.93	53.70	306,132.83	10.0%
Songbird	SGB	Other Coins	894,021.25	983,423.38	89,402.13	0.03	2,515.78	10.0%
SparkLab	SPARK	Other Coins	140,218.98	-	(140,218.98)	0.00	(61.44)	(100.0%)

Schedule 2

Pg 68 of 214

Surplus/(Deficit) of Crypto Assets in Custody Wallets to Custody Account Balances

05/16/22

Crypto Asset	Symbol	Celsius Grouping ³	Custody Account Balance ^{1A}	Custody Wallet ^B	Surplus/(Deficit) # of Crypto Asset	\$ Crypto Asset ^C	Surplus/(Deficit) \$ of Crypto Asset ²	Surplus/(Deficit) % ⁴	
Stellar Lumens	XLM	Other Coins	2,264,349.60	3,299,764.98	1,035,415.38	0.14	140,996.27	45.7%	
SushiSwap	SUSHI	Other Coins	18,494.50	28,033.03	9,538.53	1.27	12,072.11	51.6%	
Synthetic	SNX	Other Coins	154,162.64	172,393.00	18,230.36	2.72	49,582.72	11.8%	
Tether	USDT	USD/Stable Coins	3,173,638.16	3,958,827.52	785,189.36	1.00	784,020.40	24.7%	
Tezos	XTZ	Other Coins	27,050.65	28,978.66	1,928.01	1.77	3,421.12	7.1%	
TrueAUD ⁴	TAUD	Other Coins	0.03	1,797.00	1,796.97	0.62	1,110.59	6,649,792.4%	
TrueCAD ⁴	TCAD	Other Coins	0.03	3,061.00	3,060.97	0.63	1,936.82	11,327,404.5%	
TrueGBP ⁴	TGBP	Other Coins	77,570.05	85,327.00	7,756.95	1.15	8,908.22	10.0%	
TrueHKD ⁴	THKD	Other Coins	-	41,275.00	41,275.00	0.11	4,378.57		
TrueUSD	TUSD	USD/Stable Coins	56,743.08	96,756.00	40,012.92	1.00	40,012.43	70.5%	
UMA	UMA	Other Coins	4,888.58	5,529.41	640.83	2.99	1,916.94	13.1%	
Uniswap	UNI	Other Coins	22,372.73	42,491.02	20,118.29	5.05	101,533.45	89.9%	
USD Coin	USDC	USD/Stable Coins	33,897,409.73	37,224,003.00	3,326,593.27	1.00	3,323,945.59	9.8%	
TerraClassicUSD	USTC	Other Coins	525,010.39	1,012,448.00	487,437.61	-	-	92.8%	
Wrapped Bitcoin	WBTC	BTC & Equivalents	4.18	10.00	5.82	29,839.65	173,547.36	139.0%	
yearn.finance	YFI	Other Coins	-	-	-	9,736.53	-		
ZUSD	ZUSD	USD/Stable Coins	0.00	1.00	1.00	1.00	1.00	106,675,905.5%	
Zcash	ZEC	Other Coins	1,929.88	4,754.11	2,824.23	102.61	289,786.23	146.3%	
Total Surplus/(Deficit):							\$	23,678,645.05	

Schedule 2

Pg 69 of 214

Surplus/(Deficit) of Crypto Assets in Custody Wallets to Custody Account Balances

05/17/22

Crypto Asset	Symbol	Celsius Grouping ³	Custody Account Balance ^{1A}	Custody Wallet ^B	Surplus/ (Deficit) # of Crypto Asset	\$ Crypto Asset ^C	Surplus/ (Deficit) \$ of Crypto Asset ²	Surplus/ (Deficit) % ⁴
1inch Network	1INCH	Other Coins	33,883.84	54,433.91	20,550.07	0.96	19,704.49	60.6%
Aave	AAVE	Other Coins	1,795.20	2,281.00	485.80	92.58	44,976.59	27.1%
Avalanche	AVAX	Other Coins	22,850.73	30,570.48	7,719.75	34.36	265,218.41	33.8%
Badger DAO	BADGER	Other Coins	-	-	-	5.29	-	-
Bancor	BNT	Other Coins	2,690.66	3,514.42	823.76	1.46	1,205.59	30.6%
Basic Attention Token	BAT	Other Coins	106,199.55	215,861.00	109,661.45	0.41	45,413.14	103.3%
Binance	BNB	Other Coins	13.19	473.00	459.81	305.80	140,611.21	3,486.9%
Binance USD	BUSD	USD/Stable Coins	119,365.02	235,510.00	116,144.98	1.00	116,153.93	97.3%
Bitcoin	BTC	BTC & Equivalents	2,698.10	2,998.92	300.82	30,412.49	9,148,619.94	11.1%
Bitcoin Cash	BCH	Other Coins	542.15	596.36	54.21	206.71	11,206.54	10.0%
Bitcoin SV	BSV	Other Coins	614.61	615.04	0.43	55.63	23.64	0.1%
Cardano	ADA	Other Coins	5,726,953.81	6,707,353.76	980,399.95	0.58	565,751.88	17.1%
Celsius	CEL	CEL	888,455.17	1,717,559.18	829,104.01	0.85	701,186.89	93.3%
ChainLink	LINK	Other Coins	272,810.61	353,976.00	81,165.39	7.71	625,780.91	29.8%
Compound	COMP	Other Coins	680.16	748.18	68.02	73.91	5,026.99	10.0%
Curve DAO Token	CRV	Other Coins	-	-	-	1.39	-	-
Dash	DASH	Other Coins	1,248.91	1,769.30	520.39	60.13	31,291.02	41.7%
Decentraland	MANA	Other Coins	270,868.65	297,955.52	27,086.87	1.22	32,944.76	10.0%
Dogecoin	DOGE	Other Coins	3,964,564.77	4,361,021.25	396,456.48	0.09	35,738.99	10.0%
Polkadot ⁴	DOT	Other Coins	120,804.51	148,647.54	27,843.03	11.03	307,052.87	23.0%
EOS	EOS	Other Coins	33,327.48	54,792.05	21,464.57	1.38	29,545.10	64.4%
Ether	ETH	ETH & Equivalents	26,795.03	29,596.76	2,801.73	2,088.56	5,851,570.59	10.5%
Ethereum Classic	ETC	Other Coins	4,365.58	4,802.14	436.56	21.76	9,497.98	10.0%
Gemini dollar	GUSD	USD/Stable Coins	5,074,224.59	6,717,226.46	1,643,001.87	1.00	1,643,357.73	32.4%
Kyber Network Crystal v2	KNC	Other Coins	28,288.83	31,117.71	2,828.88	2.13	6,030.27	10.0%
Litecoin	LTC	Other Coins	9,088.73	13,873.06	4,784.33	73.03	349,378.99	52.6%
Livepeer	LPT	Other Coins	2,254.33	2,479.76	225.43	15.23	3,433.79	10.0%
Terra Classic	LUNC	Other Coins	12,838,777.97	17,838,461.40	4,999,683.43	0.00	931.95	38.9%
Maker	MKR	Other Coins	-	-	-	1,570.88	-	-
Polygon	MATIC	Other Coins	4,980,022.49	6,890,472.89	1,910,450.40	0.73	1,387,184.35	38.4%
Dai	DAI	USD/Stable Coins	769,787.15	1,286,589.32	516,802.17	1.00	516,607.70	67.1%
OMG Network	OMG	Other Coins	3,094.82	5,892.95	2,798.13	2.57	7,180.34	90.4%
Ox	ZRX	Other Coins	130,884.23	162,407.47	31,523.24	0.42	13,395.14	24.1%
Pax Dollar	USDP	USD/Stable Coins	250,852.97	275,938.27	25,085.30	1.00	25,060.21	10.0%
Paxos Gold	PAXG	Other Coins	361.95	429.40	67.45	1,818.78	122,685.54	18.6%
XRP	XRP	Other Coins	2,256,825.32	2,482,507.85	225,682.53	0.44	98,724.98	10.0%
Solana	SOL	Other Coins	50,143.42	62,710.14	12,566.72	56.98	716,033.14	25.1%
Songbird	SGB	Other Coins	914,842.91	1,006,327.20	91,484.29	0.03	3,071.78	10.0%
SparkLab	SPARK	Other Coins	140,440.04	-	(140,440.04)	0.00	(62.37)	(100.0%)

Schedule 2

Pg 70 of 214

Surplus/(Deficit) of Crypto Assets in Custody Wallets to Custody Account Balances

05/17/22

Crypto Asset	Symbol	Celsius Grouping ³	Custody Account Balance ^{1,A}	Custody Wallet ^B	Surplus/(Deficit) # of Crypto Asset	\$ Crypto Asset ^C	Surplus/(Deficit) \$ of Crypto Asset ²	Surplus/(Deficit) % ⁴	
Stellar Lumens	XLM	Other Coins	2,247,308.25	3,299,764.98	1,052,456.73	0.14	149,002.19	46.8%	
SushiSwap	SUSHI	Other Coins	20,065.23	28,033.03	7,967.80	1.43	11,415.37	39.7%	
Synthetic	SNX	Other Coins	167,088.61	183,797.47	16,708.86	2.88	48,178.76	10.0%	
Tether	USDT	USD/Stable Coins	3,119,272.00	3,958,827.52	839,555.52	1.00	838,672.51	26.9%	
Tezos	XTZ	Other Coins	26,956.37	29,652.07	2,695.70	1.86	5,009.49	10.0%	
TrueAUD ⁴	TAUD	Other Coins	688.55	1,797.00	1,108.45	0.62	685.06	161.0%	
TrueCAD ⁴	TCAD	Other Coins	0.03	3,061.00	3,060.97	0.63	1,936.82	11,327,400.0%	
TrueGBP ⁴	TGBP	Other Coins	77,578.16	85,335.98	7,757.82	1.16	8,970.96	10.0%	
TrueHKD ⁴	THKD	Other Coins	-	41,275.00	41,275.00	0.11	4,378.57		
TrueUSD	TUSD	USD/Stable Coins	185,493.67	204,043.03	18,549.36	1.00	18,548.95	10.0%	
UMA	UMA	Other Coins	4,881.32	5,529.41	648.09	3.31	2,147.08	13.3%	
Uniswap	UNI	Other Coins	20,725.11	42,491.02	21,765.91	5.46	118,888.44	105.0%	
USD Coin	USDC	USD/Stable Coins	30,106,793.44	33,224,003.00	3,117,209.56	1.00	3,124,217.20	10.4%	
TerraClassicUSD	USTC	Other Coins	675,220.82	1,012,448.00	337,227.18	-	-	49.9%	
Wrapped Bitcoin	WBTC	BTC & Equivalents	0.05	10.00	9.95	30,429.21	302,908.97	21,900.6%	
yearn.finance	YFI	Other Coins	-	-	-	9,987.22	-		
ZUSD	ZUSD	USD/Stable Coins	0.00	1.00	1.00	1.00	1.00	106,675,905.5%	
Zcash	ZEC	Other Coins	1,804.20	4,754.11	2,949.91	114.49	337,723.93	163.5%	
Total Surplus/(Deficit):							\$	27,854,220.30	

Schedule 2

Pg 71 of 214

Surplus/(Deficit) of Crypto Assets in Custody Wallets to Custody Account Balances

05/18/22

Crypto Asset	Symbol	Celsius Grouping ³	Custody Account Balance ^{1A}	Custody Wallet ^B	Surplus/ (Deficit) # of Crypto Asset	\$ Crypto Asset ^C	Surplus/ (Deficit) \$ of Crypto Asset ²	Surplus/ (Deficit) % ⁴
1inch Network	1INCH	Other Coins	34,209.36	54,433.91	20,224.55	0.90	18,289.34	59.1%
Aave	AAVE	Other Coins	1,855.79	2,281.00	425.21	81.75	34,761.56	22.9%
Avalanche	AVAX	Other Coins	23,030.26	30,570.48	7,540.22	29.54	222,747.65	32.7%
Badger DAO	BADGER	Other Coins	-	-	-	5.02	-	
Bancor	BNT	Other Coins	3,411.54	3,752.70	341.16	1.33	454.37	10.0%
Basic Attention Token	BAT	Other Coins	113,250.38	215,861.00	102,610.62	0.37	38,194.33	90.6%
Binance	BNB	Other Coins	13.19	473.00	459.81	287.31	132,110.10	3,486.9%
Binance USD	BUSD	USD/Stable Coins	107,836.34	235,510.00	127,673.66	1.00	127,657.23	118.4%
Bitcoin	BTC	BTC & Equivalents	2,508.47	2,998.92	490.45	28,673.36	14,062,737.53	19.6%
Bitcoin Cash	BCH	Other Coins	578.63	636.50	57.87	186.65	10,800.70	10.0%
Bitcoin SV	BSV	Other Coins	575.75	615.04	39.29	50.10	1,968.48	6.8%
Cardano	ADA	Other Coins	5,426,327.13	6,707,353.76	1,281,026.63	0.51	647,101.51	23.6%
Celsius	CEL	CEL	924,208.50	1,717,559.18	793,350.68	0.75	598,874.61	85.8%
ChainLink	LINK	Other Coins	260,342.23	353,976.00	93,633.77	6.80	636,294.11	36.0%
Compound	COMP	Other Coins	689.10	748.18	59.08	64.21	3,793.40	8.6%
Curve DAO Token	CRV	Other Coins	-	-	-	1.23	-	
Dash	DASH	Other Coins	1,118.41	1,769.30	650.89	55.64	36,216.50	58.2%
Decentraland	MANA	Other Coins	196,315.28	297,955.52	101,640.24	1.03	104,972.06	51.8%
Dogecoin	DOGE	Other Coins	3,579,160.45	4,361,021.25	781,860.80	0.08	65,068.63	21.8%
Polkadot ⁴	DOT	Other Coins	113,747.71	148,647.54	34,899.83	9.47	330,579.00	30.7%
EOS	EOS	Other Coins	33,926.57	54,792.05	20,865.48	1.26	26,384.88	61.5%
Ether	ETH	ETH & Equivalents	24,457.94	29,596.76	5,138.82	1,911.99	9,825,350.76	21.0%
Ethereum Classic	ETC	Other Coins	4,635.23	5,098.76	463.53	19.77	9,164.17	10.0%
Gemini dollar	GUSD	USD/Stable Coins	5,277,388.84	6,717,226.46	1,439,837.62	1.00	1,438,776.98	27.3%
Kyber Network Crystal v2	KNC	Other Coins	36,288.42	39,917.26	3,628.84	2.20	7,997.01	10.0%
Litecoin	LTC	Other Coins	10,092.56	13,873.06	3,780.50	65.87	249,039.28	37.5%
Livepeer	LPT	Other Coins	2,373.73	2,611.10	237.37	13.66	3,242.85	10.0%
Terra Classic	LUNC	Other Coins	15,313,053.21	17,838,461.40	2,525,408.18	0.00	371.67	16.5%
Maker	MKR	Other Coins	-	-	-	1,431.05	-	
Polygon	MATIC	Other Coins	4,799,732.80	6,890,472.89	2,090,740.09	0.63	1,307,262.08	43.6%
Dai	DAI	USD/Stable Coins	734,946.91	1,286,589.32	551,642.41	1.00	551,129.10	75.1%
OMG Network	OMG	Other Coins	3,652.97	5,892.95	2,239.98	2.33	5,224.90	61.3%
Ox	ZRX	Other Coins	122,546.44	162,407.47	39,861.03	0.37	14,799.31	32.5%
Pax Dollar	USDP	USD/Stable Coins	251,640.31	276,804.35	25,164.04	1.00	25,163.04	10.0%
Paxos Gold	PAXG	Other Coins	358.12	429.40	71.28	1,815.52	129,405.05	19.9%
XRP	XRP	Other Coins	2,038,943.83	2,482,507.85	443,564.02	0.40	179,543.04	21.8%
Solana	SOL	Other Coins	53,740.84	62,710.14	8,969.30	49.85	447,151.40	16.7%
Songbird	SGB	Other Coins	912,313.78	1,006,327.20	94,013.42	0.03	3,122.31	10.3%
SparkLab	SPARK	Other Coins	148,686.44	-	(148,686.44)	0.00	(77.01)	(100.0%)

Schedule 2

Pg 72 of 214

Surplus/(Deficit) of Crypto Assets in Custody Wallets to Custody Account Balances

05/18/22

Crypto Asset	Symbol	Celsius Grouping ³	Custody Account Balance ^{1,A}	Custody Wallet ^B	Surplus/(Deficit) # of Crypto Asset	\$ Crypto Asset ^C	Surplus/(Deficit) \$ of Crypto Asset ²	Surplus/(Deficit) % ⁴	
Stellar Lumens	XLM	Other Coins	2,288,877.65	3,299,764.98	1,010,887.33	0.13	128,918.92	44.2%	
SushiSwap	SUSHI	Other Coins	20,920.12	28,033.03	7,112.91	1.26	8,940.99	34.0%	
Synthetic	SNX	Other Coins	158,844.96	183,797.47	24,952.51	2.49	62,177.62	15.7%	
Tether	USDT	USD/Stable Coins	2,941,096.02	3,958,827.52	1,017,731.50	1.00	1,016,027.82	34.6%	
Tezos	XTZ	Other Coins	27,039.70	29,652.07	2,612.37	1.68	4,382.41	9.7%	
TrueAUD ⁴	TAUD	Other Coins	688.55	1,797.00	1,108.45	0.62	685.06	161.0%	
TrueCAD ⁴	TCAD	Other Coins	0.03	3,061.00	3,060.97	0.63	1,936.82	11,327,400.0%	
TrueGBP ⁴	TGBP	Other Coins	77,578.16	85,335.98	7,757.82	1.16	8,970.96	10.0%	
TrueHKD ⁴	THKD	Other Coins	-	41,275.00	41,275.00	0.11	4,378.57		
TrueUSD	TUSD	USD/Stable Coins	205,314.01	225,845.41	20,531.40	1.00	20,528.24	10.0%	
UMA	UMA	Other Coins	4,881.38	5,529.41	648.03	3.05	1,973.65	13.3%	
Uniswap	UNI	Other Coins	20,856.06	42,491.02	21,634.96	4.88	105,679.44	103.7%	
USD Coin	USDC	USD/Stable Coins	28,302,793.66	33,224,003.00	4,921,209.34	1.00	4,920,878.83	17.4%	
TerraClassicUSD	USTC	Other Coins	754,570.21	1,012,448.00	257,877.79	-	-	34.2%	
Wrapped Bitcoin	WBTC	BTC & Equivalents	0.04	10.00	9.96	28,672.60	285,709.48	28,106.1%	
yearn.finance	YFI	Other Coins	-	-	-	9,069.84	-		
ZUSD	ZUSD	USD/Stable Coins	0.00	1.00	1.00	1.00	1.00	106,675,905.5%	
Zcash	ZEC	Other Coins	1,367.81	4,754.11	3,386.30	99.57	337,177.02	247.6%	
Total Surplus/(Deficit):							\$	38,204,038.76	

Schedule 2

Pg 73 of 214

Surplus/(Deficit) of Crypto Assets in Custody Wallets to Custody Account Balances

05/19/22

Crypto Asset	Symbol	Celsius Grouping ³	Custody Account Balance ^{1A}	Custody Wallet ^B	Surplus/ (Deficit) # of Crypto Asset	\$ Crypto Asset ^C	Surplus/ (Deficit) \$ of Crypto Asset ²	Surplus/ (Deficit) % ⁴
1inch Network	1INCH	Other Coins	34,557.64	54,433.91	19,876.27	0.93	18,485.89	57.5%
Aave	AAVE	Other Coins	2,077.24	2,281.00	203.76	91.55	18,653.96	9.8%
Avalanche	AVAX	Other Coins	22,641.27	30,570.48	7,929.21	30.36	240,707.46	35.0%
Badger DAO	BADGER	Other Coins	-	-	-	5.64	-	-
Bancor	BNT	Other Coins	2,973.83	3,752.70	778.87	1.39	1,083.43	26.2%
Basic Attention Token	BAT	Other Coins	108,228.05	215,861.00	107,632.95	0.39	41,983.56	99.5%
Binance	BNB	Other Coins	13.19	473.00	459.81	306.69	141,020.52	3,486.9%
Binance USD	BUSD	USD/Stable Coins	109,979.56	235,510.00	125,530.44	1.00	125,527.32	114.1%
Bitcoin	BTC	BTC & Equivalents	2,376.71	2,998.92	622.21	30,281.18	18,841,381.44	26.2%
Bitcoin Cash	BCH	Other Coins	573.95	636.50	62.55	196.23	12,275.13	10.9%
Bitcoin SV	BSV	Other Coins	592.15	615.04	22.89	51.03	1,168.32	3.9%
Cardano	ADA	Other Coins	5,897,957.21	6,707,353.76	809,396.55	0.53	430,944.49	13.7%
Celsius	CEL	CEL	926,513.48	1,717,559.18	791,045.70	0.83	653,925.07	85.4%
ChainLink	LINK	Other Coins	296,328.45	353,976.00	57,647.55	7.21	415,608.40	19.5%
Compound	COMP	Other Coins	694.35	748.18	53.83	67.19	3,616.68	7.8%
Curve DAO Token	CRV	Other Coins	-	-	-	1.08	-	-
Dash	DASH	Other Coins	962.07	1,769.30	807.23	58.78	47,449.77	83.9%
Decentraland	MANA	Other Coins	188,353.31	297,955.52	109,602.21	1.12	122,572.24	58.2%
Dogecoin	DOGE	Other Coins	3,501,451.34	4,361,021.25	859,569.91	0.09	74,389.39	24.5%
Polkadot ⁴	DOT	Other Coins	109,689.44	148,647.54	38,958.10	10.02	390,236.65	35.5%
EOS	EOS	Other Coins	29,957.68	54,792.05	24,834.37	1.32	32,758.68	82.9%
Ether	ETH	ETH & Equivalents	23,721.43	29,596.76	5,875.33	2,017.24	11,851,959.91	24.8%
Ethereum Classic	ETC	Other Coins	5,095.33	5,604.86	509.53	20.87	10,634.05	10.0%
Gemini dollar	GUSD	USD/Stable Coins	2,141,024.35	6,717,226.46	4,576,202.11	0.98	4,497,082.25	213.7%
Kyber Network Crystal v2	KNC	Other Coins	29,081.42	39,917.26	10,835.84	2.67	28,882.24	37.3%
Litecoin	LTC	Other Coins	9,859.73	13,873.06	4,013.33	72.00	288,949.09	40.7%
Livepeer	LPT	Other Coins	800.47	2,611.10	1,810.63	14.30	25,890.31	226.2%
Terra Classic	LUNC	Other Coins	20,610,046.53	17,838,461.40	(2,771,585.13)	0.00	(364.80)	(13.4%)
Maker	MKR	Other Coins	-	-	-	1,432.38	-	-
Polygon	MATIC	Other Coins	4,970,164.74	6,890,472.89	1,920,308.15	0.66	1,262,517.08	38.6%
Dai	DAI	USD/Stable Coins	624,326.53	1,286,589.32	662,262.79	1.00	662,646.64	106.1%
OMG Network	OMG	Other Coins	3,152.93	5,892.95	2,740.02	2.50	6,851.52	86.9%
Ox	ZRX	Other Coins	123,089.13	162,407.47	39,318.34	0.39	15,338.01	31.9%
Pax Dollar	USDP	USD/Stable Coins	275,543.81	303,098.19	27,554.38	1.00	27,580.38	10.0%
Paxos Gold	PAXG	Other Coins	229.34	429.40	200.06	1,849.51	370,021.17	87.2%
XRP	XRP	Other Coins	2,137,261.59	2,482,507.85	345,246.26	0.42	144,958.60	16.2%
Solana	SOL	Other Coins	52,035.80	62,710.14	10,674.34	52.12	556,398.72	20.5%
Songbird	SGB	Other Coins	946,878.87	1,006,327.20	59,448.33	0.03	2,034.32	6.3%
SparkLab	SPARK	Other Coins	148,686.44	-	(148,686.44)	0.00	(80.93)	(100.0%)

Schedule 2

Pg 74 of 214

Surplus/(Deficit) of Crypto Assets in Custody Wallets to Custody Account Balances

05/19/22

Crypto Asset	Symbol	Celsius Grouping ³	Custody Account Balance ^{1A}	Custody Wallet ^B	Surplus/(Deficit) # of Crypto Asset	\$ Crypto Asset ^C	Surplus/(Deficit) \$ of Crypto Asset ²	Surplus/(Deficit) % ⁴	
Stellar Lumens	XLM	Other Coins	2,248,017.33	3,299,764.98	1,051,747.65	0.13	137,208.48	46.8%	
SushiSwap	SUSHI	Other Coins	19,118.55	47,266.44	28,147.89	1.35	38,118.53	147.2%	
Synthetic	SNX	Other Coins	168,747.27	185,621.99	16,874.72	2.67	45,135.21	10.0%	
Tether	USDT	USD/Stable Coins	2,829,111.88	3,958,827.52	1,129,715.64	1.00	1,128,508.78	39.9%	
Tezos	XTZ	Other Coins	26,475.51	29,652.07	3,176.56	1.75	5,565.37	12.0%	
TrueAUD ⁴	TAUD	Other Coins	688.55	1,797.00	1,108.45	0.62	685.06	161.0%	
TrueCAD ⁴	TCAD	Other Coins	0.03	3,061.00	3,060.97	0.63	1,936.82	11,327,400.0%	
TrueGBP ⁴	TGBP	Other Coins	77,578.16	129,396.96	51,818.80	1.16	59,922.09	66.8%	
TrueHKD ⁴	THKD	Other Coins	-	41,275.00	41,275.00	0.11	4,378.57		
TrueUSD	TUSD	USD/Stable Coins	206,782.94	225,845.41	19,062.47	1.00	19,062.23	9.2%	
UMA	UMA	Other Coins	4,870.57	5,529.41	658.84	3.25	2,142.68	13.5%	
Uniswap	UNI	Other Coins	20,299.63	42,491.02	22,191.39	5.19	115,115.88	109.3%	
USD Coin	USDC	USD/Stable Coins	28,487,553.44	33,224,003.00	4,736,449.56	1.00	4,737,092.80	16.6%	
TerraClassicUSD	USTC	Other Coins	679,711.81	1,012,448.00	332,736.19	-	-	49.0%	
Wrapped Bitcoin	WBTC	BTC & Equivalents	0.04	10.00	9.96	30,275.44	301,681.08	28,106.1%	
yearn.finance	YFI	Other Coins	-	-	-	9,490.09	-		
ZUSD	ZUSD	USD/Stable Coins	0.00	1.00	1.00	1.00	1.00	106,675,905.5%	
Zcash	ZEC	Other Coins	1,382.90	4,754.11	3,371.21	104.42	352,013.38	243.8%	
Total Surplus/(Deficit):							\$	48,313,654.90	

Schedule 2

Pg 75 of 214

Surplus/(Deficit) of Crypto Assets in Custody Wallets to Custody Account Balances

05/20/22

Crypto Asset	Symbol	Celsius Grouping ³	Custody Account Balance ^{1A}	Custody Wallet ^B	Surplus/ (Deficit) # of Crypto Asset	\$ Crypto Asset ^C	Surplus/ (Deficit) \$ of Crypto Asset ²	Surplus/ (Deficit) % ⁴
1inch Network	1INCH	Other Coins	34,871.92	54,433.91	19,561.99	0.91	17,882.11	56.1%
Aave	AAVE	Other Coins	2,094.10	2,303.51	209.41	90.06	18,859.48	10.0%
Avalanche	AVAX	Other Coins	23,119.78	30,570.48	7,450.70	28.76	214,315.50	32.2%
Badger DAO	BADGER	Other Coins	-	-	-	5.47	-	
Bancor	BNT	Other Coins	2,974.29	3,752.70	778.41	1.35	1,052.72	26.2%
Basic Attention Token	BAT	Other Coins	107,807.57	215,861.00	108,053.43	0.38	41,221.56	100.2%
Binance	BNB	Other Coins	13.19	473.00	459.81	301.90	138,815.46	3,486.9%
Binance USD	BUSD	USD/Stable Coins	124,092.32	235,510.00	111,417.68	1.00	111,425.79	89.8%
Bitcoin	BTC	BTC & Equivalents	2,387.33	2,998.92	611.59	29,163.24	17,836,021.78	25.6%
Bitcoin Cash	BCH	Other Coins	580.99	636.50	55.51	189.83	10,536.71	9.6%
Bitcoin SV	BSV	Other Coins	585.63	615.04	29.41	49.04	1,442.37	5.0%
Cardano	ADA	Other Coins	5,666,185.16	6,707,353.76	1,041,168.60	0.52	536,782.97	18.4%
Celsius	CEL	CEL	928,819.24	1,717,559.18	788,739.94	0.78	616,041.22	84.9%
ChainLink	LINK	Other Coins	285,593.94	353,976.00	68,382.06	6.86	469,203.36	23.9%
Compound	COMP	Other Coins	689.62	748.18	58.56	65.67	3,846.14	8.5%
Curve DAO Token	CRV	Other Coins	-	-	-	1.13	-	
Dash	DASH	Other Coins	1,019.86	1,769.30	749.44	57.31	42,946.93	73.5%
Decentraland	MANA	Other Coins	186,460.64	297,955.52	111,494.88	1.07	118,850.11	59.8%
Dogecoin	DOGE	Other Coins	3,558,759.07	4,361,021.25	802,262.18	0.08	67,233.33	22.5%
Polkadot ⁴	DOT	Other Coins	135,679.46	149,247.41	13,567.95	9.66	131,017.43	10.0%
EOS	EOS	Other Coins	22,571.18	54,792.05	32,220.87	1.27	40,961.10	142.8%
Ether	ETH	ETH & Equivalents	26,075.90	29,596.76	3,520.86	1,956.75	6,889,424.47	13.5%
Ethereum Classic	ETC	Other Coins	5,071.63	5,604.86	533.23	20.13	10,734.95	10.5%
Gemini dollar	GUSD	USD/Stable Coins	1,786,451.30	6,717,226.46	4,930,775.16	1.00	4,929,916.06	276.0%
Kyber Network Crystal v2	KNC	Other Coins	28,606.33	39,917.26	11,310.93	2.60	29,427.26	39.5%
Litecoin	LTC	Other Coins	8,950.92	13,873.06	4,922.14	68.49	337,119.02	55.0%
Livepeer	LPT	Other Coins	800.47	2,611.10	1,810.63	15.58	28,216.76	226.2%
Terra Classic	LUNC	Other Coins	23,639,178.32	17,838,461.40	(5,800,716.92)	0.00	(683.24)	(24.5%)
Maker	MKR	Other Coins	-	-	-	1,391.87	-	
Polygon	MATIC	Other Coins	4,494,915.01	6,890,472.89	2,395,557.88	0.63	1,516,866.33	53.3%
Dai	DAI	USD/Stable Coins	549,813.25	1,286,589.32	736,776.07	1.00	736,730.83	134.0%
OMG Network	OMG	Other Coins	3,164.75	5,892.95	2,728.20	2.40	6,543.61	86.2%
Ox	ZRX	Other Coins	197,318.32	217,050.15	19,731.83	0.45	8,806.36	10.0%
Pax Dollar	USDP	USD/Stable Coins	275,703.59	303,098.19	27,394.60	1.00	27,369.34	9.9%
Paxos Gold	PAXG	Other Coins	1,028.03	1,131.05	103.02	1,845.13	190,093.88	10.0%
XRP	XRP	Other Coins	2,182,699.28	2,482,507.85	299,808.57	0.41	122,844.42	13.7%
Solana	SOL	Other Coins	52,363.32	62,710.14	10,346.82	49.38	510,923.21	19.8%
Songbird	SGB	Other Coins	955,157.73	1,006,327.20	51,169.47	0.03	1,600.62	5.4%
SparkLab	SPARK	Other Coins	148,686.44	-	(148,686.44)	0.00	(77.09)	(100.0%)

Schedule 2

Pg 76 of 214

Surplus/(Deficit) of Crypto Assets in Custody Wallets to Custody Account Balances

05/20/22

Crypto Asset	Symbol	Celsius Grouping ³	Custody Account Balance ^{1A}	Custody Wallet ^B	Surplus/(Deficit) # of Crypto Asset	\$ Crypto Asset ^C	Surplus/(Deficit) \$ of Crypto Asset ²	Surplus/(Deficit) % ⁴	
Stellar Lumens	XLM	Other Coins	2,211,689.59	3,299,764.98	1,088,075.39	0.13	137,357.32	49.2%	
SushiSwap	SUSHI	Other Coins	20,355.10	47,266.44	26,911.34	1.29	34,812.36	132.2%	
Synthetic	SNX	Other Coins	170,986.93	188,085.62	17,098.69	2.53	43,252.04	10.0%	
Tether	USDT	USD/Stable Coins	2,079,436.87	3,958,827.52	1,879,390.65	1.00	1,876,993.50	90.4%	
Tezos	XTZ	Other Coins	26,641.37	29,652.07	3,010.70	1.74	5,236.15	11.3%	
TrueAUD ⁴	TAUD	Other Coins	688.55	1,797.00	1,108.45	0.62	685.06	161.0%	
TrueCAD ⁴	TCAD	Other Coins	0.03	3,061.00	3,060.97	0.63	1,936.82	11,327,400.0%	
TrueGBP ⁴	TGBP	Other Coins	77,578.16	129,396.96	51,818.80	0.90	46,778.69	66.8%	
TrueHKD ⁴	THKD	Other Coins	-	41,275.00	41,275.00	0.11	4,378.57		
TrueUSD	TUSD	USD/Stable Coins	142,058.60	225,845.41	83,786.81	1.00	83,782.03	59.0%	
UMA	UMA	Other Coins	5,124.71	5,529.41	404.70	3.08	1,247.42	7.9%	
Uniswap	UNI	Other Coins	20,739.31	42,491.02	21,751.71	5.09	110,719.29	104.9%	
USD Coin	USDC	USD/Stable Coins	29,838,014.68	33,224,003.00	3,385,988.32	1.00	3,385,618.35	11.3%	
TerraClassicUSD	USTC	Other Coins	773,393.59	1,012,448.00	239,054.41	-	-	30.9%	
Wrapped Bitcoin	WBTC	BTC & Equivalents	0.04	10.00	9.96	29,178.96	290,755.15	28,106.1%	
yearn.finance	YFI	Other Coins	-	-	-	9,130.01	-		
ZUSD	ZUSD	USD/Stable Coins	0.00	1.00	1.00	1.00	1.00	106,675,905.5%	
Zcash	ZEC	Other Coins	1,426.49	4,754.11	3,327.62	107.11	356,421.08	233.3%	
Total Surplus/(Deficit):							\$	42,144,287.71	

Schedule 2

Pg 77 of 214

Surplus/(Deficit) of Crypto Assets in Custody Wallets to Custody Account Balances

05/23/22

Crypto Asset	Symbol	Celsius Grouping ³	Custody Account Balance ^{1A}	Custody Wallet ^B	Surplus/ (Deficit) # of Crypto Asset	\$ Crypto Asset ^C	Surplus/ (Deficit) \$ of Crypto Asset ²	Surplus/ (Deficit) % ⁴
1inch Network	1INCH	Other Coins	28,582.02	54,433.91	25,851.89	0.95	24,626.73	90.4%
Aave	AAVE	Other Coins	1,610.92	2,303.51	692.59	99.22	68,720.98	43.0%
Avalanche	AVAX	Other Coins	21,575.53	30,570.48	8,994.95	29.03	261,105.50	41.7%
Badger DAO	BADGER	Other Coins	-	-	-	5.64	-	
Bancor	BNT	Other Coins	2,238.64	3,752.70	1,514.06	1.36	2,064.80	67.6%
Basic Attention Token	BAT	Other Coins	106,706.18	215,861.00	109,154.82	0.38	41,961.24	102.3%
Binance	BNB	Other Coins	13.09	473.00	459.91	316.81	145,702.88	3,514.3%
Binance USD	BUSD	USD/Stable Coins	96,005.45	235,510.00	139,504.55	1.00	139,523.23	145.3%
Bitcoin	BTC	BTC & Equivalents	2,281.27	2,998.92	717.65	29,080.60	20,869,818.91	31.5%
Bitcoin Cash	BCH	Other Coins	518.55	636.50	117.95	191.75	22,617.18	22.7%
Bitcoin SV	BSV	Other Coins	589.86	615.04	25.18	50.97	1,283.21	4.3%
Cardano	ADA	Other Coins	5,436,070.66	6,707,353.76	1,271,283.10	0.51	651,857.11	23.4%
Celsius	CEL	CEL	920,301.66	1,717,559.18	797,257.52	0.74	587,578.79	86.6%
ChainLink	LINK	Other Coins	257,110.86	339,701.00	82,590.14	7.01	579,080.04	32.1%
Compound	COMP	Other Coins	542.43	748.18	205.75	68.89	14,175.12	37.9%
Curve DAO Token	CRV	Other Coins	2,568.54	-	(2,568.54)	1.30	(3,334.90)	(100.0%)
Dash	DASH	Other Coins	971.94	1,769.30	797.36	59.77	47,658.13	82.0%
Decentraland	MANA	Other Coins	207,657.36	297,955.52	90,298.16	1.03	93,064.81	43.5%
Dogecoin	DOGE	Other Coins	3,315,306.35	4,361,021.25	1,045,714.89	0.08	87,023.22	31.5%
Polkadot ⁴	DOT	Other Coins	107,055.83	149,247.41	42,191.58	9.87	416,561.61	39.4%
EOS	EOS	Other Coins	21,205.80	54,792.05	33,586.25	1.31	43,878.00	158.4%
Ether	ETH	ETH & Equivalents	19,563.21	29,596.75	10,033.54	1,971.25	19,778,621.27	51.3%
Ethereum Classic	ETC	Other Coins	3,824.57	5,604.86	1,780.29	21.82	38,848.20	46.5%
Gemini dollar	GUSD	USD/Stable Coins	1,692,163.69	3,530,233.46	1,838,069.77	1.00	1,839,619.83	108.6%
Kyber Network Crystal v2	KNC	Other Coins	38,003.95	41,804.34	3,800.39	2.21	8,397.63	10.0%
Litecoin	LTC	Other Coins	8,977.27	13,873.06	4,895.79	68.98	337,697.46	54.5%
Livepeer	LPT	Other Coins	915.08	2,611.10	1,696.02	14.15	23,993.39	185.3%
Terra Classic	LUNC	Other Coins	22,440,475.28	17,838,461.40	(4,602,013.89)	0.00	(732.47)	(20.5%)
Maker	MKR	Other Coins	13.94	-	(13.94)	1,303.44	(18,169.00)	(100.0%)
Polygon	MATIC	Other Coins	3,944,751.13	6,297,426.89	2,352,675.76	0.64	1,507,360.51	59.6%
Dai	DAI	USD/Stable Coins	407,846.04	1,286,589.32	878,743.28	1.00	878,676.03	215.5%
OMG Network	OMG	Other Coins	2,443.57	5,892.95	3,449.38	2.54	8,755.93	141.2%
Ox	ZRX	Other Coins	139,889.48	217,050.15	77,160.67	0.42	32,413.56	55.2%
Pax Dollar	USDP	USD/Stable Coins	269,098.77	303,098.19	33,999.42	1.00	33,999.42	12.6%
Paxos Gold	PAXG	Other Coins	250.39	331.05	80.66	1,853.82	149,529.67	32.2%
XRP	XRP	Other Coins	2,330,004.22	2,482,507.85	152,503.63	0.40	61,702.59	6.5%
Solana	SOL	Other Coins	47,273.98	62,710.14	15,436.16	49.11	758,042.44	32.7%
Songbird	SGB	Other Coins	946,003.43	1,006,327.20	60,323.77	0.03	2,042.56	6.4%
SparkLab	SPARK	Other Coins	194,910.59	-	(194,910.59)	0.00	(87.60)	(100.0%)

Schedule 2

Pg 78 of 214

Surplus/(Deficit) of Crypto Assets in Custody Wallets to Custody Account Balances

05/23/22

Crypto Asset	Symbol	Celsius Grouping ³	Custody Account Balance ^{1A}	Custody Wallet ^B	Surplus/(Deficit) # of Crypto Asset	\$ Crypto Asset ^C	Surplus/(Deficit) \$ of Crypto Asset ²	Surplus/(Deficit) % ⁴	
Stellar Lumens	XLM	Other Coins	2,058,621.11	3,380,261.77	1,321,640.66	0.13	170,105.88	64.2%	
SushiSwap	SUSHI	Other Coins	12,670.46	47,266.44	34,595.98	1.53	53,035.54	273.0%	
Synthetic	SNX	Other Coins	158,013.28	188,085.62	30,072.34	2.59	77,829.31	19.0%	
Tether	USDT	USD/Stable Coins	1,849,366.86	3,958,827.52	2,109,460.66	1.00	2,107,054.14	114.1%	
Tezos	XTZ	Other Coins	29,874.98	32,862.54	2,987.56	1.87	5,589.30	10.0%	
TrueAUD ⁴	TAUD	Other Coins	0.03	1,797.00	1,796.97	0.62	1,110.59	6,649,717.8%	
TrueCAD ⁴	TCAD	Other Coins	0.03	3,061.00	3,060.97	0.63	1,936.82	11,327,400.0%	
TrueGBP ⁴	TGBP	Other Coins	77,578.16	129,396.96	51,818.80	0.90	46,778.69	66.8%	
TrueHKD ⁴	THKD	Other Coins	-	41,275.00	41,275.00	0.11	4,378.57		
TrueUSD	TUSD	USD/Stable Coins	124,079.04	225,845.41	101,766.37	1.00	101,780.18	82.0%	
UMA	UMA	Other Coins	5,124.85	5,529.41	404.56	3.46	1,400.86	7.9%	
Uniswap	UNI	Other Coins	21,226.30	42,491.02	21,264.72	5.62	119,547.57	100.2%	
USD Coin	USDC	USD/Stable Coins	28,961,886.09	33,024,003.00	4,062,116.91	1.00	4,060,884.57	14.0%	
TerraClassicUSD	USTC	Other Coins	682,514.52	1,012,448.00	329,933.48	-	-	48.3%	
Wrapped Bitcoin	WBTC	BTC & Equivalents	0.05	10.00	9.95	29,074.30	289,219.88	18,988.9%	
yearn.finance	YFI	Other Coins	0.05	-	(0.05)	8,930.56	(460.47)	(100.0%)	
ZUSD	ZUSD	USD/Stable Coins	0.00	1.00	1.00	0.98	0.98	106,675,905.5%	
Zcash	ZEC	Other Coins	1,495.69	4,754.11	3,258.42	99.20	323,243.89	217.9%	
Total Surplus/(Deficit):							\$	56,899,114.31	

Schedule 2

Pg 79 of 214

Surplus/(Deficit) of Crypto Assets in Custody Wallets to Custody Account Balances

05/24/22

Crypto Asset	Symbol	Celsius Grouping ³	Custody Account Balance ^{1A}	Custody Wallet ^B	Surplus/ (Deficit) # of Crypto Asset	\$ Crypto Asset ^C	Surplus/ (Deficit) \$ of Crypto Asset ²	Surplus/ (Deficit) % ⁴
1inch Network	1INCH	Other Coins	31,290.74	54,433.91	23,143.17	0.99	23,004.11	74.0%
Aave	AAVE	Other Coins	1,621.10	2,303.51	682.41	106.51	72,683.33	42.1%
Avalanche	AVAX	Other Coins	22,490.59	30,570.48	8,079.89	29.04	234,625.77	35.9%
Badger DAO	BADGER	Other Coins	-	-	-	6.00	-	
Bancor	BNT	Other Coins	2,239.03	3,752.70	1,513.67	1.38	2,082.69	67.6%
Basic Attention Token	BAT	Other Coins	109,045.22	215,861.00	106,815.78	0.39	42,176.81	98.0%
Binance	BNB	Other Coins	13.09	473.00	459.91	327.94	150,824.27	3,514.3%
Binance USD	BUSD	USD/Stable Coins	154,222.83	235,510.00	81,287.17	1.00	81,279.30	52.7%
Bitcoin	BTC	BTC & Equivalents	2,275.89	2,587.61	311.72	29,624.36	9,234,633.57	13.7%
Bitcoin Cash	BCH	Other Coins	501.82	636.50	134.68	195.40	26,315.10	26.8%
Bitcoin SV	BSV	Other Coins	586.15	615.04	28.89	53.12	1,534.73	4.9%
Cardano	ADA	Other Coins	5,298,285.90	6,707,353.76	1,409,067.86	0.52	734,566.23	26.6%
Celsius	CEL	CEL	916,892.25	1,717,559.18	800,666.93	0.77	617,360.09	87.3%
ChainLink	LINK	Other Coins	242,281.19	339,701.00	97,419.81	7.22	703,562.19	40.2%
Compound	COMP	Other Coins	547.57	748.18	200.61	70.32	14,105.97	36.6%
Curve DAO Token	CRV	Other Coins	4,478.29	-	(4,478.29)	1.26	(5,625.99)	(100.0%)
Dash	DASH	Other Coins	951.54	1,769.30	817.76	62.32	50,964.61	85.9%
Decentraland	MANA	Other Coins	185,940.04	297,955.52	112,015.48	1.04	116,426.13	60.2%
Dogecoin	DOGE	Other Coins	3,570,484.02	4,361,021.25	790,537.23	0.08	66,084.60	22.1%
Polkadot ⁴	DOT	Other Coins	101,926.47	149,247.41	47,320.94	10.18	481,613.79	46.4%
EOS	EOS	Other Coins	21,110.24	54,792.05	33,681.81	1.34	45,242.35	159.6%
Ether	ETH	ETH & Equivalents	19,195.60	29,596.75	10,401.16	1,977.24	20,565,587.40	54.2%
Ethereum Classic	ETC	Other Coins	3,942.17	5,604.86	1,662.69	24.19	40,216.81	42.2%
Gemini dollar	GUSD	USD/Stable Coins	2,504,778.93	2,930,233.46	425,454.53	1.00	424,604.05	17.0%
Kyber Network Crystal v2	KNC	Other Coins	31,334.63	41,804.34	10,469.71	2.17	22,692.47	33.4%
Litecoin	LTC	Other Coins	8,719.33	13,873.06	5,153.73	70.18	361,702.45	59.1%
Livepeer	LPT	Other Coins	938.95	2,611.10	1,672.15	13.58	22,705.29	178.1%
Terra Classic	LUNC	Other Coins	23,690,692.42	17,838,461.40	(5,852,231.03)	0.00	(1,029.85)	(24.7%)
Maker	MKR	Other Coins	13.95	-	(13.95)	1,294.05	(18,050.62)	(100.0%)
Polygon	MATIC	Other Coins	3,914,121.41	5,032,072.61	1,117,951.20	0.66	740,439.59	28.6%
Dai	DAI	USD/Stable Coins	420,558.43	1,286,589.32	866,030.89	1.00	864,407.39	205.9%
OMG Network	OMG	Other Coins	2,759.08	5,892.95	3,133.87	2.59	8,116.52	113.6%
Ox	ZRX	Other Coins	128,149.79	217,050.15	88,900.36	0.43	38,218.34	69.4%
Pax Dollar	USDP	USD/Stable Coins	274,243.13	303,098.19	28,855.06	1.00	28,834.86	10.5%
Paxos Gold	PAXG	Other Coins	198.57	331.05	132.48	1,868.40	247,523.06	66.7%
XRP	XRP	Other Coins	2,252,356.41	2,482,507.85	230,151.44	0.41	93,929.07	10.2%
Solana	SOL	Other Coins	46,941.06	62,710.14	15,769.08	49.63	782,541.31	33.6%
Songbird	SGB	Other Coins	947,464.97	1,006,327.20	58,862.23	0.00	134.90	6.2%
SparkLab	SPARK	Other Coins	194,910.59	-	(194,910.59)	0.00	(97.81)	(100.0%)

Schedule 2

Pg 80 of 214

Surplus/(Deficit) of Crypto Assets in Custody Wallets to Custody Account Balances

05/24/22

Crypto Asset	Symbol	Celsius Grouping ³	Custody Account Balance ^{1,A}	Custody Wallet ^B	Surplus/(Deficit) # of Crypto Asset	\$ Crypto Asset ^C	Surplus/(Deficit) \$ of Crypto Asset ²	Surplus/(Deficit) % ⁴	
Stellar Lumens	XLM	Other Coins	1,779,003.34	3,380,261.77	1,601,258.43	0.13	212,860.11	90.0%	
SushiSwap	SUSHI	Other Coins	12,683.48	47,266.44	34,582.96	1.67	57,602.13	272.7%	
Synthetic	SNX	Other Coins	157,240.15	188,085.62	30,845.47	2.62	80,889.19	19.6%	
Tether	USDT	USD/Stable Coins	1,941,299.74	3,958,827.52	2,017,527.78	1.00	2,014,997.37	103.9%	
Tezos	XTZ	Other Coins	26,587.23	32,862.54	6,275.31	2.12	13,283.39	23.6%	
TrueAUD ⁴	TAUD	Other Coins	0.03	1,797.00	1,796.97	0.62	1,110.59	6,649,717.8%	
TrueCAD ⁴	TCAD	Other Coins	0.03	3,061.00	3,060.97	0.63	1,936.82	11,327,400.0%	
TrueGBP ⁴	TGBP	Other Coins	77,578.16	129,396.96	51,818.80	0.90	46,778.69	66.8%	
TrueHKD ⁴	THKD	Other Coins	-	41,275.00	41,275.00	0.11	4,378.57		
TrueUSD	TUSD	USD/Stable Coins	140,101.63	225,845.41	85,743.78	1.00	85,734.44	61.2%	
UMA	UMA	Other Coins	5,016.82	5,529.41	512.59	3.46	1,772.27	10.2%	
Uniswap	UNI	Other Coins	20,769.29	42,491.02	21,721.73	5.60	121,582.25	104.6%	
USD Coin	USDC	USD/Stable Coins	27,969,261.74	33,024,003.00	5,054,741.26	1.00	5,071,640.81	18.1%	
TerraClassicUSD	USTC	Other Coins	830,049.63	1,012,448.00	182,398.37	-	-	22.0%	
Wrapped Bitcoin	WBTC	BTC & Equivalents	0.05	10.00	9.95	29,621.74	294,665.60	18,988.5%	
yearn.finance	YFI	Other Coins	0.03	-	(0.03)	9,081.17	(288.90)	(100.0%)	
ZUSD	ZUSD	USD/Stable Coins	0.00	1.00	1.00	1.00	1.00	106,675,905.5%	
Zcash	ZEC	Other Coins	1,679.50	4,754.11	3,074.61	100.09	307,744.14	183.1%	
Total Surplus/(Deficit):							\$	45,232,623.36	

Schedule 2

Pg 81 of 214

Surplus/(Deficit) of Crypto Assets in Custody Wallets to Custody Account Balances

05/25/22

Crypto Asset	Symbol	Celsius Grouping ³	Custody Account Balance ^{1A}	Custody Wallet ^B	Surplus/(Deficit) # of Crypto Asset	\$ Crypto Asset ^C	Surplus/(Deficit) \$ of Crypto Asset ²	Surplus/(Deficit) % ⁴
1inch Network	1INCH	Other Coins	32,476.16	54,433.91	21,957.75	0.97	21,208.75	67.6%
Aave	AAVE	Other Coins	1,580.30	2,303.51	723.21	101.95	73,728.97	45.8%
Avalanche	AVAX	Other Coins	22,533.96	30,570.48	8,036.52	27.21	218,702.70	35.7%
Badger DAO	BADGER	Other Coins	-	-	-	5.97	-	
Bancor	BNT	Other Coins	2,339.69	3,752.70	1,413.01	1.33	1,878.96	60.4%
Basic Attention Token	BAT	Other Coins	201,275.65	215,861.00	14,585.35	0.39	5,685.41	7.2%
Binance	BNB	Other Coins	13.09	473.00	459.91	325.40	149,657.74	3,514.3%
Binance USD	BUSD	USD/Stable Coins	96,025.94	235,510.00	139,484.06	1.00	139,483.89	145.3%
Bitcoin	BTC	BTC & Equivalents	2,460.54	2,707.61	247.07	29,511.77	7,291,575.94	10.0%
Bitcoin Cash	BCH	Other Coins	518.24	636.50	118.26	190.02	22,472.77	22.8%
Bitcoin SV	BSV	Other Coins	586.15	615.04	28.89	53.22	1,537.75	4.9%
Cardano	ADA	Other Coins	5,171,798.66	6,707,353.76	1,535,555.10	0.51	789,253.09	29.7%
Celsius	CEL	CEL	962,017.61	1,717,559.18	755,541.57	0.75	566,914.42	78.5%
ChainLink	LINK	Other Coins	238,574.86	339,701.00	101,126.14	6.95	702,975.43	42.4%
Compound	COMP	Other Coins	552.81	748.18	195.37	65.69	12,834.16	35.3%
Curve DAO Token	CRV	Other Coins	3,566.31	-	(3,566.31)	1.23	(4,396.64)	(100.0%)
Dash	DASH	Other Coins	983.16	1,769.30	786.14	62.22	48,913.29	80.0%
Decentraland	MANA	Other Coins	189,827.91	297,955.52	108,127.61	1.05	114,061.85	57.0%
Dogecoin	DOGE	Other Coins	3,314,325.01	4,361,021.25	1,046,696.23	0.08	86,766.57	31.6%
Polkadot ⁴	DOT	Other Coins	106,213.19	149,247.41	43,034.22	9.87	424,621.34	40.5%
EOS	EOS	Other Coins	43,831.90	54,792.05	10,960.15	1.32	14,502.44	25.0%
Ether	ETH	ETH & Equivalents	17,748.72	20,400.41	2,651.69	1,940.65	5,146,004.32	14.9%
Ethereum Classic	ETC	Other Coins	4,082.32	5,604.86	1,522.54	23.72	36,113.96	37.3%
Gemini dollar	GUSD	USD/Stable Coins	2,378,473.25	2,930,233.46	551,760.21	1.00	551,186.10	23.2%
Kyber Network Crystal v2	KNC	Other Coins	30,886.19	41,804.34	10,918.15	2.14	23,399.76	35.3%
Litecoin	LTC	Other Coins	8,856.98	13,873.06	5,016.08	68.19	342,035.73	56.6%
Livepeer	LPT	Other Coins	938.95	2,611.10	1,672.15	13.33	22,293.55	178.1%
Terra Classic	LUNC	Other Coins	23,807,987.30	26,188,786.04	2,380,798.74	0.00	431.16	10.0%
Maker	MKR	Other Coins	14.66	-	(14.66)	1,260.58	(18,484.85)	(100.0%)
Polygon	MATIC	Other Coins	3,895,666.12	5,032,072.61	1,136,406.49	0.65	733,030.10	29.2%
Dai	DAI	USD/Stable Coins	476,819.06	1,286,589.32	809,770.26	1.00	806,601.51	169.8%
OMG Network	OMG	Other Coins	2,478.08	5,892.95	3,414.87	2.54	8,660.07	137.8%
Ox	ZRX	Other Coins	125,697.31	217,050.15	91,352.84	0.42	38,286.48	72.7%
Pax Dollar	USDP	USD/Stable Coins	244,065.32	303,098.19	59,032.87	1.00	58,979.74	24.2%
Paxos Gold	PAXG	Other Coins	194.46	331.05	136.59	1,854.96	253,363.88	70.2%
XRP	XRP	Other Coins	2,213,436.82	2,482,507.85	269,071.03	0.41	109,127.88	12.2%
Solana	SOL	Other Coins	45,508.60	62,710.14	17,201.54	47.93	824,403.20	37.8%
Songbird	SGB	Other Coins	950,787.78	1,006,327.20	55,539.42	0.04	1,951.60	5.8%
SparkLab	SPARK	Other Coins	194,910.59	-	(194,910.59)	0.00	(88.72)	(100.0%)

Schedule 2

Pg 82 of 214

Surplus/(Deficit) of Crypto Assets in Custody Wallets to Custody Account Balances

05/25/22

Crypto Asset	Symbol	Celsius Grouping ³	Custody Account Balance ^{1A}	Custody Wallet ^B	Surplus/ (Deficit) # of Crypto Asset	\$ Crypto Asset ^C	Surplus/ (Deficit) \$ of Crypto Asset ²	Surplus/ (Deficit) % ⁴
Stellar Lumens	XLM	Other Coins	2,006,353.62	3,380,261.77	1,373,908.15	0.13	181,455.71	68.5%
SushiSwap	SUSHI	Other Coins	12,178.74	47,266.44	35,087.70	1.65	57,972.44	288.1%
Synthetic	SNX	Other Coins	158,514.08	188,085.62	29,571.54	2.55	75,430.45	18.7%
Tether	USDT	USD/Stable Coins	1,947,084.60	2,958,827.52	1,011,742.92	1.00	1,010,775.80	52.0%
Tezos	XTZ	Other Coins	33,045.06	36,349.63	3,304.57	2.13	7,037.07	10.0%
TrueAUD ⁴	TAUD	Other Coins	0.03	1,797.00	1,796.97	0.56	1,012.04	6,649,717.8%
TrueCAD ⁴	TCAD	Other Coins	0.03	3,061.00	3,060.97	0.63	1,936.82	11,327,400.0%
TrueGBP ⁴	TGBP	Other Coins	77,578.16	129,396.96	51,818.80	0.83	42,878.82	66.8%
TrueHKD ⁴	THKD	Other Coins	-	41,275.00	41,275.00	0.11	4,378.57	
TrueUSD	TUSD	USD/Stable Coins	140,101.63	225,845.41	85,743.78	1.00	85,743.07	61.2%
UMA	UMA	Other Coins	903.59	5,529.41	4,625.82	3.38	15,618.63	511.9%
Uniswap	UNI	Other Coins	23,100.96	42,491.02	19,390.06	5.62	108,920.53	83.9%
USD Coin	USDC	USD/Stable Coins	27,618,498.94	31,024,003.00	3,405,504.06	1.00	3,410,354.77	12.3%
TerraClassicUSD	USTC	Other Coins	668,544.70	1,012,448.00	343,903.30	-	-	51.4%
Wrapped Bitcoin	WBTC	BTC & Equivalents	0.05	10.00	9.95	29,560.14	294,052.84	18,988.5%
yearn.finance	YFI	Other Coins	0.36	-	(0.36)	8,467.12	(3,041.23)	(100.0%)
ZUSD	ZUSD	USD/Stable Coins	0.00	1.00	1.00	1.00	1.00	106,675,905.5%
Zcash	ZEC	Other Coins	1,665.69	4,754.11	3,088.42	95.53	295,028.42	185.4%
Total Surplus/(Deficit):							\$ 25,209,230.05	

Schedule 2

Pg 83 of 214

Surplus/(Deficit) of Crypto Assets in Custody Wallets to Custody Account Balances

05/26/22

Crypto Asset	Symbol	Celsius Grouping ³	Custody Account Balance ^{1A}	Custody Wallet ^B	Surplus/ (Deficit) # of Crypto Asset	\$ Crypto Asset ^C	Surplus/ (Deficit) \$ of Crypto Asset ²	Surplus/ (Deficit) % ⁴
1inch Network	1INCH	Other Coins	32,572.49	54,433.91	21,861.42	0.91	19,955.89	67.1%
Aave	AAVE	Other Coins	1,665.69	2,303.51	637.82	100.89	64,352.51	38.3%
Avalanche	AVAX	Other Coins	22,661.85	30,570.48	7,908.63	23.41	185,112.56	34.9%
Badger DAO	BADGER	Other Coins	-	-	-	5.84	-	
Bancor	BNT	Other Coins	2,339.69	3,752.70	1,413.01	1.26	1,784.92	60.4%
Basic Attention Token	BAT	Other Coins	122,893.81	215,861.00	92,967.19	0.37	34,533.74	75.6%
Binance	BNB	Other Coins	13.09	473.00	459.91	302.67	139,202.75	3,514.3%
Binance USD	BUSD	USD/Stable Coins	96,025.95	235,510.00	139,484.05	1.00	139,448.83	145.3%
Bitcoin	BTC	BTC & Equivalents	2,230.73	2,467.61	236.88	29,167.96	6,909,399.87	10.6%
Bitcoin Cash	BCH	Other Coins	528.72	636.50	107.78	179.19	19,313.97	20.4%
Bitcoin SV	BSV	Other Coins	548.06	615.04	66.98	48.81	3,269.10	12.2%
Cardano	ADA	Other Coins	5,161,342.52	6,707,353.76	1,546,011.24	0.48	739,550.28	30.0%
Celsius	CEL	CEL	969,291.51	1,717,559.18	748,267.67	0.66	494,866.87	77.2%
ChainLink	LINK	Other Coins	247,123.68	339,701.00	92,577.32	6.57	607,790.43	37.5%
Compound	COMP	Other Coins	588.05	748.18	160.13	59.12	9,466.46	27.2%
Curve DAO Token	CRV	Other Coins	3,566.31	-	(3,566.31)	1.21	(4,300.11)	(100.0%)
Dash	DASH	Other Coins	1,028.25	1,769.30	741.05	58.12	43,068.34	72.1%
Decentraland	MANA	Other Coins	189,590.07	297,955.52	108,365.45	0.99	106,987.64	57.2%
Dogecoin	DOGE	Other Coins	3,293,382.46	4,361,021.25	1,067,638.79	0.08	83,063.19	32.4%
Polkadot ⁴	DOT	Other Coins	104,084.87	149,247.41	45,162.54	9.13	412,230.14	43.4%
EOS	EOS	Other Coins	43,946.47	54,792.05	10,845.58	1.24	13,411.90	24.7%
Ether	ETH	ETH & Equivalents	17,549.79	19,310.41	1,760.62	1,790.17	3,151,810.30	10.0%
Ethereum Classic	ETC	Other Coins	4,159.70	5,604.86	1,445.16	21.87	31,607.81	34.7%
Gemini dollar	GUSD	USD/Stable Coins	2,239,377.67	2,930,233.46	690,855.79	1.00	687,570.97	30.9%
Kyber Network Crystal v2	KNC	Other Coins	33,734.94	41,804.34	8,069.40	1.92	15,485.50	23.9%
Litecoin	LTC	Other Coins	8,645.70	13,873.06	5,227.36	63.36	331,187.32	60.5%
Livepeer	LPT	Other Coins	938.95	2,611.10	1,672.15	12.10	20,240.51	178.1%
Terra Classic	LUNC	Other Coins	30,109,599.80	26,188,786.04	(3,920,813.77)	0.00	(529.94)	(13.0%)
Maker	MKR	Other Coins	14.66	-	(14.66)	1,149.39	(16,854.35)	(100.0%)
Polygon	MATIC	Other Coins	3,967,999.87	5,032,072.61	1,064,072.73	0.60	635,953.96	26.8%
Dai	DAI	USD/Stable Coins	450,338.58	1,286,589.32	836,250.74	1.00	835,825.19	185.7%
OMG Network	OMG	Other Coins	2,775.09	5,892.95	3,117.86	2.35	7,335.09	112.4%
Ox	ZRX	Other Coins	137,373.36	217,050.15	79,676.79	0.39	30,805.03	58.0%
Pax Dollar	USDP	USD/Stable Coins	244,093.72	303,098.19	59,004.47	1.00	58,998.57	24.2%
Paxos Gold	PAXG	Other Coins	189.00	331.05	142.05	1,850.70	262,888.57	75.2%
XRP	XRP	Other Coins	2,490,484.98	2,740,508.84	250,023.86	0.39	97,909.05	10.0%
Solana	SOL	Other Coins	46,726.96	62,710.14	15,983.18	43.41	693,900.47	34.2%
Songbird	SGB	Other Coins	996,073.68	1,058,345.51	62,271.83	0.00	101.69	6.3%
SparkLab	SPARK	Other Coins	196,019.69	-	(196,019.69)	0.00	(80.60)	(100.0%)

Schedule 2

Pg 84 of 214

Surplus/(Deficit) of Crypto Assets in Custody Wallets to Custody Account Balances

05/26/22

Crypto Asset	Symbol	Celsius Grouping ³	Custody Account Balance ^{1A}	Custody Wallet ^B	Surplus/(Deficit) # of Crypto Asset	\$ Crypto Asset ^C	Surplus/(Deficit) \$ of Crypto Asset ²	Surplus/(Deficit) % ⁴	
Stellar Lumens	XLM	Other Coins	2,022,442.36	2,380,261.77	357,819.41	0.12	44,423.74	17.7%	
SushiSwap	SUSHI	Other Coins	12,197.17	47,266.44	35,069.27	1.47	51,700.03	287.5%	
Synthetic	SNX	Other Coins	162,817.05	188,085.62	25,268.57	2.39	60,380.04	15.5%	
Tether	USDT	USD/Stable Coins	1,992,888.58	2,958,827.52	965,938.94	1.00	965,078.20	48.5%	
Tezos	XTZ	Other Coins	28,291.81	36,349.63	8,057.82	1.86	14,993.36	28.5%	
TrueAUD ⁴	TAUD	Other Coins	0.03	1,797.00	1,796.97	0.56	1,012.04	6,649,717.8%	
TrueCAD ⁴	TCAD	Other Coins	0.03	3,061.00	3,060.97	0.63	1,936.82	11,327,400.0%	
TrueGBP ⁴	TGBP	Other Coins	77,578.16	129,396.96	51,818.80	0.83	42,878.82	66.8%	
TrueHKD ⁴	THKD	Other Coins	-	41,275.00	41,275.00	0.11	4,378.57		
TrueUSD	TUSD	USD/Stable Coins	135,102.82	225,845.41	90,742.59	1.00	90,726.86	67.2%	
UMA	UMA	Other Coins	903.59	5,529.41	4,625.82	3.08	14,228.54	511.9%	
Uniswap	UNI	Other Coins	25,874.76	42,491.02	16,616.26	4.94	82,061.35	64.2%	
USD Coin	USDC	USD/Stable Coins	26,596,819.77	31,024,003.00	4,427,183.23	1.00	4,427,944.61	16.6%	
TerraClassicUSD	USTC	Other Coins	968,449.72	1,065,294.70	96,844.98	-	-	10.0%	
Wrapped Bitcoin	WBTC	BTC & Equivalents	0.05	10.00	9.95	29,173.05	290,187.03	18,800.5%	
yearn.finance	YFI	Other Coins	0.36	-	(0.36)	7,743.33	(2,781.26)	(100.0%)	
ZUSD	ZUSD	USD/Stable Coins	0.00	1.00	1.00	1.00	1.00	106,675,905.5%	
Zcash	ZEC	Other Coins	1,667.87	4,754.11	3,086.24	87.40	269,729.31	185.0%	
Total Surplus/(Deficit):							\$	23,225,543.46	

Schedule 2

Pg 85 of 214

Surplus/(Deficit) of Crypto Assets in Custody Wallets to Custody Account Balances

05/27/22

Crypto Asset	Symbol	Celsius Grouping ³	Custody Account Balance ^{1A}	Custody Wallet ^B	Surplus/ (Deficit) # of Crypto Asset	\$ Crypto Asset ^C	Surplus/ (Deficit) \$ of Crypto Asset ²	Surplus/ (Deficit) % ⁴
1inch Network	1INCH	Other Coins	39,504.37	54,433.91	14,929.54	0.90	13,396.47	37.8%
Aave	AAVE	Other Coins	2,154.54	2,369.99	215.45	92.21	19,867.53	10.0%
Avalanche	AVAX	Other Coins	20,990.04	30,570.48	9,580.44	22.55	216,015.03	45.6%
Badger DAO	BADGER	Other Coins	-	-	-	5.54	-	
Bancor	BNT	Other Coins	2,349.70	3,752.70	1,403.00	1.23	1,719.50	59.7%
Basic Attention Token	BAT	Other Coins	126,543.96	215,861.00	89,317.04	0.36	32,097.42	70.6%
Binance	BNB	Other Coins	13.09	408.00	394.91	301.25	118,968.38	3,017.6%
Binance USD	BUSD	USD/Stable Coins	376,978.23	414,676.05	37,697.82	1.00	37,697.77	10.0%
Bitcoin	BTC	BTC & Equivalents	2,226.42	2,467.61	241.19	28,597.03	6,897,233.35	10.8%
Bitcoin Cash	BCH	Other Coins	522.14	636.50	114.36	174.62	19,968.33	21.9%
Bitcoin SV	BSV	Other Coins	319.63	615.04	295.41	47.94	14,161.95	92.4%
Cardano	ADA	Other Coins	5,242,616.05	6,707,353.76	1,464,737.71	0.46	668,034.19	27.9%
Celsius	CEL	CEL	999,393.27	1,717,559.18	718,165.91	0.54	390,125.82	71.9%
ChainLink	LINK	Other Coins	302,471.72	333,701.00	31,229.28	6.28	196,017.57	10.3%
Compound	COMP	Other Coins	612.42	748.18	135.76	55.93	7,592.61	22.2%
Curve DAO Token	CRV	Other Coins	3,614.34	-	(3,614.34)	1.17	(4,228.42)	(100.0%)
Dash	DASH	Other Coins	1,333.87	1,769.30	435.43	54.74	23,834.25	32.6%
Decentraland	MANA	Other Coins	191,084.65	297,955.52	106,870.87	0.93	99,282.74	55.9%
Dogecoin	DOGE	Other Coins	3,306,702.29	3,651,019.09	344,316.80	0.08	28,056.66	10.4%
Polkadot ⁴	DOT	Other Coins	104,738.26	124,247.41	19,509.15	9.11	177,678.21	18.6%
EOS	EOS	Other Coins	21,933.95	54,792.05	32,858.10	1.21	39,878.25	149.8%
Ether	ETH	ETH & Equivalents	19,431.13	21,374.25	1,943.12	1,725.09	3,352,068.51	10.0%
Ethereum Classic	ETC	Other Coins	4,094.98	5,604.86	1,509.88	22.48	33,948.77	36.9%
Gemini dollar	GUSD	USD/Stable Coins	1,904,767.46	2,930,233.46	1,025,466.00	0.99	1,020,077.93	53.8%
Kyber Network Crystal v2	KNC	Other Coins	40,704.92	44,775.41	4,070.49	1.80	7,334.66	10.0%
Litecoin	LTC	Other Coins	8,853.56	13,873.06	5,019.50	61.50	308,706.23	56.7%
Livepeer	LPT	Other Coins	938.95	2,611.10	1,672.15	12.04	20,131.11	178.1%
Terra Classic	LUNC	Other Coins	27,060,244.06	26,188,786.04	(871,458.03)	0.00	(104.35)	(3.2%)
Maker	MKR	Other Coins	14.66	-	(14.66)	1,117.50	(16,386.77)	(100.0%)
Polygon	MATIC	Other Coins	3,761,636.90	5,032,072.61	1,270,435.71	0.57	729,405.85	33.8%
Dai	DAI	USD/Stable Coins	442,863.43	1,286,589.32	843,725.89	1.00	843,762.90	190.5%
OMG Network	OMG	Other Coins	3,339.89	5,892.95	2,553.06	2.35	5,995.46	76.4%
Ox	ZRX	Other Coins	149,309.99	217,050.15	67,740.16	0.37	24,925.72	45.4%
Pax Dollar	USDP	USD/Stable Coins	233,432.93	303,098.19	69,665.26	1.00	69,651.33	29.8%
Paxos Gold	PAXG	Other Coins	176.18	331.05	154.87	1,851.33	286,711.85	87.9%
XRP	XRP	Other Coins	2,373,501.40	2,740,508.84	367,007.44	0.38	139,980.14	15.5%
Solana	SOL	Other Coins	49,398.35	62,710.14	13,311.79	41.12	547,316.20	26.9%
Songbird	SGB	Other Coins	1,007,421.65	1,058,345.51	50,923.87	0.04	1,838.81	5.1%
SparkLab	SPARK	Other Coins	196,019.69	-	(196,019.69)	0.00	(72.47)	(100.0%)

Schedule 2

Pg 86 of 214

Surplus/(Deficit) of Crypto Assets in Custody Wallets to Custody Account Balances

05/27/22

Crypto Asset	Symbol	Celsius Grouping ³	Custody Account Balance ^{1A}	Custody Wallet ^B	Surplus/(Deficit) # of Crypto Asset	\$ Crypto Asset ^C	Surplus/(Deficit) \$ of Crypto Asset ²	Surplus/(Deficit) % ⁴
Stellar Lumens	XLM	Other Coins	1,922,382.96	2,180,261.77	257,878.81	0.12	31,021.18	13.4%
SushiSwap	SUSHI	Other Coins	13,185.70	47,266.44	34,080.74	1.42	48,427.64	258.5%
Synthetic	SNX	Other Coins	170,259.10	188,085.62	17,826.52	2.46	43,773.27	10.5%
Tether	USDT	USD/Stable Coins	1,984,329.33	2,958,827.52	974,498.19	1.00	973,558.40	49.1%
Tezos	XTZ	Other Coins	28,324.16	36,349.63	8,025.47	1.81	14,556.92	28.3%
TrueAUD ⁴	TAUD	Other Coins	6.39	1,797.00	1,790.61	0.51	907.48	28,000.7%
TrueCAD ⁴	TCAD	Other Coins	5.97	3,061.00	3,055.03	0.63	1,933.06	51,169.3%
TrueGBP ⁴	TGBP	Other Coins	77,582.49	129,396.96	51,814.47	0.98	50,921.04	66.8%
TrueHKD ⁴	THKD	Other Coins	34.69	41,275.00	41,240.31	0.11	4,374.89	118,874.3%
TrueUSD	TUSD	USD/Stable Coins	135,227.93	225,345.41	90,117.48	1.00	90,127.00	66.6%
UMA	UMA	Other Coins	1,019.64	5,529.41	4,509.77	3.10	13,990.50	442.3%
Uniswap	UNI	Other Coins	25,405.69	42,491.02	17,085.33	4.69	80,155.65	67.3%
USD Coin	USDC	USD/Stable Coins	28,241,889.13	31,066,078.04	2,824,188.91	1.00	2,824,533.48	10.0%
TerraClassicUSD	USTC	Other Coins	817,904.80	1,065,294.70	247,389.90	-	-	30.2%
Wrapped Bitcoin	WBTC	BTC & Equivalents	0.04	10.00	9.96	28,578.68	284,773.49	28,104.5%
yearn.finance	YFI	Other Coins	0.36	-	(0.36)	7,378.93	(2,650.37)	(100.0%)
ZUSD	ZUSD	USD/Stable Coins	0.00	1.00	1.00	1.00	1.00	106,675,905.5%
Zcash	ZEC	Other Coins	1,707.14	4,754.11	3,046.97	85.96	261,913.63	178.5%
Total Surplus/(Deficit):							\$ 21,095,007.78	

Schedule 2

Pg 87 of 214

Surplus/(Deficit) of Crypto Assets in Custody Wallets to Custody Account Balances

05/30/22

Crypto Asset	Symbol	Celsius Grouping ³	Custody Account Balance ^{1,A}	Custody Wallet ^B	Surplus/ (Deficit) # of Crypto Asset	\$ Crypto Asset ^C	Surplus/ (Deficit) \$ of Crypto Asset ²	Surplus/ (Deficit) % ⁴
1inch Network	1INCH	Other Coins	40,248.75	54,433.91	14,185.16	1.00	14,238.82	35.2%
Aave	AAVE	Other Coins	2,620.53	2,949.06	328.53	117.25	38,519.75	12.5%
Avalanche	AVAX	Other Coins	28,278.64	31,106.51	2,827.87	27.67	78,243.59	10.0%
Badger DAO	BADGER	Other Coins	80.67	-	(80.67)	6.26	(505.18)	(100.0%)
Bancor	BNT	Other Coins	7,948.10	8,742.91	794.81	1.37	1,085.46	10.0%
Basic Attention Token	BAT	Other Coins	174,561.06	215,861.00	41,299.94	0.40	16,615.45	23.7%
Binance	BNB	Other Coins	62.05	408.00	345.95	321.35	111,169.84	557.6%
Binance USD	BUSD	USD/Stable Coins	100,491.94	414,676.05	314,184.11	1.00	314,170.66	312.6%
Bitcoin	BTC	BTC & Equivalents	2,386.14	2,624.75	238.61	31,708.97	7,566,051.43	10.0%
Bitcoin Cash	BCH	Other Coins	686.05	754.65	68.60	196.81	13,501.33	10.0%
Bitcoin SV	BSV	Other Coins	405.80	615.04	209.24	55.60	11,634.21	51.6%
Cardano	ADA	Other Coins	7,035,526.33	7,739,078.96	703,552.63	0.57	400,544.96	10.0%
Celsius	CEL	CEL	1,147,823.87	1,717,559.18	569,735.31	0.79	448,651.57	49.6%
ChainLink	LINK	Other Coins	312,791.38	344,070.52	31,279.14	7.45	232,992.04	10.0%
Compound	COMP	Other Coins	627.14	748.18	121.04	63.13	7,640.44	19.3%
Curve DAO Token	CRV	Other Coins	3,982.84	-	(3,982.84)	1.39	(5,517.34)	(100.0%)
Dash	DASH	Other Coins	1,337.30	1,769.30	432.00	63.07	27,247.62	32.3%
Decentraland	MANA	Other Coins	222,749.76	297,955.52	75,205.76	1.08	81,567.26	33.8%
Dogecoin	DOGE	Other Coins	3,416,487.00	3,758,135.70	341,648.70	0.09	30,030.32	10.0%
Polkadot ⁴	DOT	Other Coins	113,578.91	124,936.82	11,357.91	10.46	118,759.94	10.0%
EOS	EOS	Other Coins	27,425.31	54,792.05	27,366.74	1.39	37,934.15	99.8%
Ether	ETH	ETH & Equivalents	17,754.28	21,374.25	3,619.98	1,996.59	7,227,618.62	20.4%
Ethereum Classic	ETC	Other Coins	4,560.23	5,604.86	1,044.63	24.81	25,913.63	22.9%
Gemini dollar	GUSD	USD/Stable Coins	2,537,373.97	2,930,233.46	392,859.49	1.00	392,853.07	15.5%
Kyber Network Crystal v2	KNC	Other Coins	45,099.19	49,609.11	4,509.92	2.23	10,068.08	10.0%
Litecoin	LTC	Other Coins	8,921.88	13,873.06	4,951.18	69.03	341,757.92	55.5%
Livepeer	LPT	Other Coins	989.78	2,611.10	1,621.32	13.49	21,876.98	163.8%
Terra Classic	LUNC	Other Coins	31,441,494.81	26,188,786.04	(5,252,708.77)	0.00	(1,396.48)	(16.7%)
Maker	MKR	Other Coins	15.46	-	(15.46)	1,370.09	(21,175.77)	(100.0%)
Polygon	MATIC	Other Coins	4,868,783.59	5,355,661.95	486,878.36	0.66	319,798.19	10.0%
Dai	DAI	USD/Stable Coins	701,303.92	1,286,589.32	585,285.40	1.00	586,528.64	83.5%
OMG Network	OMG	Other Coins	4,322.92	5,892.95	1,570.03	2.75	4,325.02	36.3%
Ox	ZRX	Other Coins	141,855.02	217,050.15	75,195.13	0.43	32,200.75	53.0%
Pax Dollar	USDP	USD/Stable Coins	272,009.26	303,098.19	31,088.93	1.00	31,110.63	11.4%
Paxos Gold	PAXG	Other Coins	182.63	331.05	148.42	1,856.62	275,560.38	81.3%
XRP	XRP	Other Coins	3,490,789.78	3,839,868.76	349,078.98	0.42	146,033.60	10.0%
Solana	SOL	Other Coins	51,278.50	56,710.14	5,431.64	47.18	256,258.45	10.6%
Songbird	SGB	Other Coins	1,024,054.09	1,126,459.49	102,405.41	0.04	3,798.22	10.0%
SparkLab	SPARK	Other Coins	213,131.17	-	(213,131.17)	0.00	(97.07)	(100.0%)

Schedule 2

Pg 88 of 214

Surplus/(Deficit) of Crypto Assets in Custody Wallets to Custody Account Balances

05/30/22

Crypto Asset	Symbol	Celsius Grouping ³	Custody Account Balance ^{1A}	Custody Wallet ^B	Surplus/(Deficit) # of Crypto Asset	\$ Crypto Asset ^C	Surplus/(Deficit) \$ of Crypto Asset ²	Surplus/(Deficit) % ⁴
Stellar Lumens	XLM	Other Coins	2,236,752.49	2,460,427.73	223,675.24	0.14	32,080.81	10.0%
SushiSwap	SUSHI	Other Coins	15,026.55	47,266.44	32,239.89	1.69	54,569.02	214.6%
Synthetic	SNX	Other Coins	169,401.74	188,085.62	18,683.88	3.35	62,573.36	11.0%
Tether	USDT	USD/Stable Coins	2,076,212.36	2,958,827.52	882,615.16	1.00	882,050.37	42.5%
Tezos	XTZ	Other Coins	28,800.66	36,349.63	7,548.97	2.14	16,130.41	26.2%
TrueAUD ⁴	TAUD	Other Coins	6.39	1,797.00	1,790.61	0.51	907.48	28,000.7%
TrueCAD ⁴	TCAD	Other Coins	5.97	3,061.00	3,055.03	0.63	1,933.06	51,169.3%
TrueGBP ⁴	TGBP	Other Coins	77,582.49	129,396.96	51,814.47	1.13	58,333.26	66.8%
TrueHKD ⁴	THKD	Other Coins	34.69	41,275.00	41,240.31	0.11	4,374.89	118,874.3%
TrueUSD	TUSD	USD/Stable Coins	229,553.95	252,509.35	22,955.40	1.00	22,954.58	10.0%
UMA	UMA	Other Coins	1,594.48	5,529.41	3,934.93	3.39	13,349.97	246.8%
Uniswap	UNI	Other Coins	32,051.02	42,491.02	10,440.00	5.65	58,959.09	32.6%
USD Coin	USDC	USD/Stable Coins	29,675,924.07	32,643,516.48	2,967,592.41	1.00	2,972,035.69	10.0%
TerraClassicUSD	USTC	Other Coins	619,104.28	1,065,294.70	446,190.42	-	-	72.1%
Wrapped Bitcoin	WBTC	BTC & Equivalents	0.94	10.00	9.06	31,804.43	288,278.23	968.5%
yearn.finance	YFI	Other Coins	0.39	-	(0.39)	8,374.74	(3,281.56)	(100.0%)
ZUSD	ZUSD	USD/Stable Coins	0.00	1.00	1.00	1.00	1.00	106,675,905.5%
Zcash	ZEC	Other Coins	1,807.87	4,754.11	2,946.24	98.61	290,516.87	163.0%
Total Surplus/(Deficit):							\$ 23,953,375.69	

Schedule 2

Pg 89 of 214

Surplus/(Deficit) of Crypto Assets in Custody Wallets to Custody Account Balances

05/31/22

Crypto Asset	Symbol	Celsius Grouping ³	Custody Account Balance ^{1A}	Custody Wallet ^B	Surplus/ (Deficit) # of Crypto Asset	\$ Crypto Asset ^C	Surplus/ (Deficit) \$ of Crypto Asset ²	Surplus/ (Deficit) % ⁴
1inch Network	1INCH	Other Coins	23,999.27	54,433.91	30,434.64	0.97	29,415.23	126.8%
Aave	AAVE	Other Coins	1,888.35	2,949.06	1,060.71	112.79	119,634.24	56.2%
Avalanche	AVAX	Other Coins	27,073.97	31,106.51	4,032.54	26.40	106,439.65	14.9%
Badger DAO	BADGER	Other Coins	80.67	-	(80.67)	6.06	(489.00)	(100.0%)
Bancor	BNT	Other Coins	7,948.10	8,742.91	794.81	1.33	1,059.22	10.0%
Basic Attention Token	BAT	Other Coins	181,296.84	215,861.00	34,564.16	0.40	13,901.97	19.1%
Binance	BNB	Other Coins	62.05	408.00	345.95	320.59	110,908.80	557.6%
Binance USD	BUSD	USD/Stable Coins	100,470.35	414,676.05	314,205.70	1.00	314,113.37	312.7%
Bitcoin	BTC	BTC & Equivalents	2,341.30	2,624.75	283.44	31,771.39	9,005,440.17	12.1%
Bitcoin Cash	BCH	Other Coins	512.16	754.65	242.49	204.28	49,536.14	47.3%
Bitcoin SV	BSV	Other Coins	407.86	615.04	207.18	54.23	11,235.87	50.8%
Cardano	ADA	Other Coins	7,251,764.33	7,976,940.76	725,176.43	0.63	453,863.20	10.0%
Celsius	CEL	CEL	1,165,728.67	1,717,559.18	551,830.51	0.83	458,291.55	47.3%
ChainLink	LINK	Other Coins	302,987.27	344,070.52	41,083.25	7.58	311,508.08	13.6%
Compound	COMP	Other Coins	629.08	748.18	119.10	63.65	7,580.28	18.9%
Curve DAO Token	CRV	Other Coins	3,982.84	-	(3,982.84)	1.38	(5,491.37)	(100.0%)
Dash	DASH	Other Coins	1,334.12	1,769.30	435.18	64.53	28,083.31	32.6%
Decentraland	MANA	Other Coins	173,677.49	297,955.52	124,278.03	1.09	135,016.76	71.6%
Dogecoin	DOGE	Other Coins	3,981,333.88	4,379,467.26	398,133.38	0.09	34,159.27	10.0%
Polkadot ⁴	DOT	Other Coins	109,561.35	120,536.82	10,975.47	10.34	113,451.22	10.0%
EOS	EOS	Other Coins	27,439.91	54,792.05	27,352.14	1.38	37,710.07	99.7%
Ether	ETH	ETH & Equivalents	17,108.17	21,374.25	4,266.08	1,939.98	8,276,108.71	24.9%
Ethereum Classic	ETC	Other Coins	4,421.59	5,604.86	1,183.27	23.75	28,102.32	26.8%
Gemini dollar	GUSD	USD/Stable Coins	3,453,964.33	3,799,360.76	345,396.43	1.00	344,470.85	10.0%
Kyber Network Crystal v2	KNC	Other Coins	52,345.32	57,579.85	5,234.53	2.18	11,423.12	10.0%
Litecoin	LTC	Other Coins	9,645.68	10,873.06	1,227.38	68.33	83,863.64	12.7%
Livepeer	LPT	Other Coins	917.32	2,611.10	1,693.78	12.85	21,758.61	184.6%
Terra Classic	LUNC	Other Coins	31,315,391.94	26,188,786.04	(5,126,605.91)	0.00	(585.46)	(16.4%)
Maker	MKR	Other Coins	19.46	-	(19.46)	1,320.60	(25,693.24)	(100.0%)
Polygon	MATIC	Other Coins	4,952,607.68	5,355,661.95	403,054.27	0.66	266,608.21	8.1%
Dai	DAI	USD/Stable Coins	677,616.06	1,286,589.32	608,973.26	1.00	608,719.23	89.9%
OMG Network	OMG	Other Coins	4,332.63	5,892.95	1,560.32	2.75	4,294.52	36.0%
Ox	ZRX	Other Coins	143,128.50	217,050.15	73,921.65	0.42	31,075.52	51.6%
Pax Dollar	USDP	USD/Stable Coins	270,264.64	303,098.19	32,833.55	1.00	32,804.00	12.1%
Paxos Gold	PAXG	Other Coins	174.54	331.05	156.51	1,835.50	287,271.47	89.7%
XRP	XRP	Other Coins	3,317,379.20	3,839,868.76	522,489.57	0.42	219,976.61	15.8%
Solana	SOL	Other Coins	50,740.01	55,814.14	5,074.13	45.72	232,005.57	10.0%
Songbird	SGB	Other Coins	1,013,002.57	1,126,459.49	113,456.92	0.00	93.93	11.2%
SparkLab	SPARK	Other Coins	213,131.17	-	(213,131.17)	0.00	(92.57)	(100.0%)

Schedule 2

Pg 90 of 214

Surplus/(Deficit) of Crypto Assets in Custody Wallets to Custody Account Balances

05/31/22

Crypto Asset	Symbol	Celsius Grouping ³	Custody Account Balance ^{1A}	Custody Wallet ^B	Surplus/(Deficit) # of Crypto Asset	\$ Crypto Asset ^C	Surplus/(Deficit) \$ of Crypto Asset ²	Surplus/(Deficit) % ⁴
Stellar Lumens	XLM	Other Coins	2,116,798.50	2,460,427.73	343,629.23	0.15	51,691.67	16.2%
SushiSwap	SUSHI	Other Coins	11,916.25	47,266.44	35,350.19	1.87	66,131.43	296.7%
Synthetic	SNX	Other Coins	158,951.50	188,085.62	29,134.12	3.12	90,878.98	18.3%
Tether	USDT	USD/Stable Coins	2,022,942.66	2,958,827.52	935,884.86	1.00	935,265.63	46.3%
Tezos	XTZ	Other Coins	26,005.58	36,349.63	10,344.05	2.09	21,600.16	39.8%
TrueAUD ⁴	TAUD	Other Coins	6.39	1,797.00	1,790.61	0.51	907.48	28,000.7%
TrueCAD ⁴	TCAD	Other Coins	5.97	3,061.00	3,055.03	0.63	1,933.06	51,169.3%
TrueGBP ⁴	TGBP	Other Coins	77,582.49	129,396.96	51,814.47	1.13	58,333.26	66.8%
TrueHKD ⁴	THKD	Other Coins	34.69	41,275.00	41,240.31	0.11	4,374.89	118,874.3%
TrueUSD	TUSD	USD/Stable Coins	256,472.63	282,119.90	25,647.27	1.00	25,645.27	10.0%
UMA	UMA	Other Coins	1,506.54	5,529.41	4,022.87	3.29	13,217.29	267.0%
Uniswap	UNI	Other Coins	30,978.24	42,491.02	11,512.78	5.69	65,533.70	37.2%
USD Coin	USDC	USD/Stable Coins	28,803,825.42	32,643,516.48	3,839,691.06	1.00	3,841,887.12	13.3%
TerraClassicUSD	USTC	Other Coins	663,664.38	1,065,294.70	401,630.32	-	-	60.5%
Wrapped Bitcoin	WBTC	BTC & Equivalents	0.93	10.00	9.07	31,666.00	287,204.82	975.1%
yearn.finance	YFI	Other Coins	0.48	-	(0.48)	8,046.50	(3,900.57)	(100.0%)
ZUSD	ZUSD	USD/Stable Coins	0.00	1.00	1.00	1.00	1.00	106,675,905.5%
Zcash	ZEC	Other Coins	1,852.19	4,754.11	2,901.92	93.11	270,198.81	156.7%
Total Surplus/(Deficit):							\$ 27,488,477.06	

Schedule 2

Pg 91 of 214

Surplus/(Deficit) of Crypto Assets in Custody Wallets to Custody Account Balances

06/02/22

Crypto Asset	Symbol	Celsius Grouping ³	Custody Account Balance ^{1,A}	Custody Wallet ^B	Surplus/ (Deficit) # of Crypto Asset	\$ Crypto Asset ^C	Surplus/ (Deficit) \$ of Crypto Asset ²	Surplus/ (Deficit) % ⁴
1inch Network	1INCH	Other Coins	26,507.36	54,433.91	27,926.55	0.93	26,021.40	105.4%
Aave	AAVE	Other Coins	1,695.90	2,949.06	1,253.16	110.83	138,889.22	73.9%
Avalanche	AVAX	Other Coins	22,682.59	31,106.51	8,423.92	24.62	207,409.61	37.1%
Badger DAO	BADGER	Other Coins	80.67	-	(80.67)	5.97	(481.61)	(100.0%)
Bancor	BNT	Other Coins	9,264.46	10,190.91	926.45	1.26	1,167.40	10.0%
Basic Attention Token	BAT	Other Coins	185,040.66	215,861.00	30,820.34	0.40	12,330.11	16.7%
Binance	BNB	Other Coins	62.05	408.00	345.95	308.18	106,614.24	557.6%
Binance USD	BUSD	USD/Stable Coins	98,361.69	414,676.05	316,314.36	1.00	316,385.82	321.6%
Bitcoin	BTC	BTC & Equivalents	2,226.27	2,454.75	228.48	30,436.46	6,954,258.22	10.3%
Bitcoin Cash	BCH	Other Coins	604.50	754.65	150.15	188.88	28,360.67	24.8%
Bitcoin SV	BSV	Other Coins	410.13	615.04	204.91	53.77	11,017.74	50.0%
Cardano	ADA	Other Coins	7,074,899.73	7,976,940.76	902,041.03	0.59	529,476.68	12.7%
Celsius	CEL	CEL	1,083,497.70	1,717,559.18	634,061.48	0.82	518,287.75	58.5%
ChainLink	LINK	Other Coins	287,958.89	344,070.52	56,111.63	7.18	402,832.38	19.5%
Compound	COMP	Other Coins	652.70	748.18	95.48	58.78	5,612.48	14.6%
Curve DAO Token	CRV	Other Coins	3,403.45	3,743.80	340.35	1.26	427.26	10.0%
Dash	DASH	Other Coins	1,406.24	1,769.30	363.06	59.79	21,707.80	25.8%
Decentraland	MANA	Other Coins	155,836.13	297,955.52	142,119.39	1.03	146,925.53	91.2%
Dogecoin	DOGE	Other Coins	3,577,552.48	4,379,467.26	801,914.78	0.08	66,323.61	22.4%
Polkadot ⁴	DOT	Other Coins	114,738.64	126,212.53	11,473.89	9.91	113,721.98	10.0%
EOS	EOS	Other Coins	26,536.08	54,792.05	28,255.97	1.29	36,514.51	106.5%
Ether	ETH	ETH & Equivalents	16,287.76	18,174.25	1,886.49	1,832.78	3,457,535.11	11.6%
Ethereum Classic	ETC	Other Coins	4,416.09	5,604.86	1,188.77	22.41	26,642.04	26.9%
Gemini dollar	GUSD	USD/Stable Coins	1,840,828.73	2,799,360.76	958,532.03	1.00	958,119.32	52.1%
Kyber Network Crystal v2	KNC	Other Coins	47,888.36	57,579.85	9,691.49	2.03	19,629.07	20.2%
Litecoin	LTC	Other Coins	11,741.85	12,916.04	1,174.19	64.40	75,622.43	10.0%
Livepeer	LPT	Other Coins	917.32	2,611.10	1,693.78	12.25	20,746.33	184.6%
Terra Classic	LUNC	Other Coins	31,221,247.51	26,188,786.04	(5,032,461.47)	0.00	(508.12)	(16.1%)
Maker	MKR	Other Coins	18.74	-	(18.74)	1,203.33	(22,551.35)	(100.0%)
Polygon	MATIC	Other Coins	4,309,790.46	5,355,661.95	1,045,871.49	0.62	647,066.11	24.3%
Dai	DAI	USD/Stable Coins	529,844.91	1,286,589.32	756,744.41	1.00	754,314.06	142.8%
OMG Network	OMG	Other Coins	4,515.86	5,892.95	1,377.09	2.55	3,511.72	30.5%
Ox	ZRX	Other Coins	201,121.65	217,050.15	15,928.50	0.41	6,587.87	7.9%
Pax Dollar	USDP	USD/Stable Coins	258,550.85	303,098.19	44,547.34	1.00	44,587.43	17.2%
Paxos Gold	PAXG	Other Coins	155.73	331.05	175.32	1,868.05	327,504.73	112.6%
XRP	XRP	Other Coins	3,360,501.20	3,839,868.76	479,367.56	0.41	194,165.09	14.3%
Solana	SOL	Other Coins	52,115.48	55,814.14	3,698.66	40.83	151,020.02	7.1%
Songbird	SGB	Other Coins	1,011,297.64	1,126,459.49	115,161.86	0.00	87.85	11.4%
SparkLab	SPARK	Other Coins	213,154.00	-	(213,154.00)	0.00	(81.64)	(100.0%)

Schedule 2

Pg 92 of 214

Surplus/(Deficit) of Crypto Assets in Custody Wallets to Custody Account Balances

06/02/22

Crypto Asset	Symbol	Celsius Grouping ³	Custody Account Balance ^{1,A}	Custody Wallet ^B	Surplus/(Deficit) # of Crypto Asset	\$ Crypto Asset ^C	Surplus/(Deficit) \$ of Crypto Asset ²	Surplus/(Deficit) % ⁴	
Stellar Lumens	XLM	Other Coins	2,010,023.48	2,460,427.73	450,404.25	0.14	64,397.24	22.4%	
SushiSwap	SUSHI	Other Coins	10,284.93	47,266.44	36,981.51	1.68	62,283.78	359.6%	
Synthetic	SNX	Other Coins	160,701.83	188,085.62	27,383.79	3.02	82,689.25	17.0%	
Tether	USDT	USD/Stable Coins	2,055,322.94	2,958,827.52	903,504.58	1.00	903,130.26	44.0%	
Tezos	XTZ	Other Coins	25,907.47	36,349.63	10,442.16	1.98	20,704.88	40.3%	
TrueAUD ⁴	TAUD	Other Coins	0.03	1,797.00	1,796.97	0.51	910.71	6,649,717.8%	
TrueCAD ⁴	TCAD	Other Coins	5.97	3,061.00	3,055.03	0.63	1,933.06	51,169.3%	
TrueGBP ⁴	TGBP	Other Coins	77,578.16	129,396.96	51,818.80	1.07	55,520.87	66.8%	
TrueHKD ⁴	THKD	Other Coins	-	41,275.00	41,275.00	0.11	4,378.57		
TrueUSD	TUSD	USD/Stable Coins	256,672.00	282,119.90	25,447.90	1.00	25,447.26	9.9%	
UMA	UMA	Other Coins	1,411.53	5,529.41	4,117.88	3.18	13,081.42	291.7%	
Uniswap	UNI	Other Coins	31,275.10	42,491.02	11,215.92	5.31	59,551.23	35.9%	
USD Coin	USDC	USD/Stable Coins	33,210,827.17	37,420,047.22	4,209,220.05	1.00	4,214,362.29	12.7%	
TerraClassicUSD	USTC	Other Coins	666,766.47	1,065,294.70	398,528.23	-	-	59.8%	
Wrapped Bitcoin	WBTC	BTC & Equivalents	0.05	10.00	9.95	30,458.11	303,143.26	21,083.7%	
yearn.finance	YFI	Other Coins	0.40	0.44	0.04	7,580.09	269.96	8.8%	
ZUSD	ZUSD	USD/Stable Coins	0.00	1.00	1.00	1.00	1.00	106,675,905.5%	
Zcash	ZEC	Other Coins	1,762.11	4,754.11	2,992.00	91.15	272,729.70	169.8%	
Total Surplus/(Deficit):							\$	22,392,335.63	

Schedule 2

Pg 93 of 214

Surplus/(Deficit) of Crypto Assets in Custody Wallets to Custody Account Balances

06/03/22

Crypto Asset	Symbol	Celsius Grouping ³	06/03/22		Surplus/		Surplus/	
			Custody Account Balance ^{1,A}	Custody Wallet ^B	(Deficit) # of Crypto Asset	\$ Crypto Asset ^C	(Deficit) \$ of Crypto Asset ²	(Deficit) % ⁴
1inch Network	1INCH	Other Coins	26,428.07	54,433.91	28,005.84	0.87	24,406.37	106.0%
Aave	AAVE	Other Coins	1,737.77	2,949.06	1,211.29	106.93	129,525.40	69.7%
Avalanche	AVAX	Other Coins	23,166.70	31,106.51	7,939.81	22.98	182,455.94	34.3%
Badger DAO	BADGER	Other Coins	80.67	-	(80.67)	5.78	(465.98)	(100.0%)
Bancor	BNT	Other Coins	9,264.46	10,190.91	926.45	1.20	1,110.20	10.0%
Basic Attention Token	BAT	Other Coins	181,600.27	215,861.00	34,260.73	0.38	12,978.07	18.9%
Binance	BNB	Other Coins	62.05	408.00	345.95	298.33	103,207.32	557.6%
Binance USD	BUSD	USD/Stable Coins	98,377.15	414,676.05	316,298.90	1.00	316,398.75	321.5%
Bitcoin	BTC	BTC & Equivalents	2,470.92	2,718.01	247.09	29,676.17	7,332,642.46	10.0%
Bitcoin Cash	BCH	Other Coins	592.27	754.65	162.38	182.93	29,703.32	27.4%
Bitcoin SV	BSV	Other Coins	486.85	615.04	128.19	55.24	7,080.59	26.3%
Cardano	ADA	Other Coins	6,912,366.03	7,976,940.76	1,064,574.73	0.56	595,630.81	15.4%
Celsius	CEL	CEL	1,083,267.45	1,717,559.18	634,291.73	0.81	514,098.78	58.6%
ChainLink	LINK	Other Coins	268,193.29	344,070.52	75,877.23	6.85	519,585.21	28.3%
Compound	COMP	Other Coins	656.44	748.18	91.74	55.90	5,128.18	14.0%
Curve DAO Token	CRV	Other Coins	3,403.45	3,743.80	340.35	1.17	399.04	10.0%
Dash	DASH	Other Coins	1,322.54	1,769.30	446.76	58.15	25,980.24	33.8%
Decentraland	MANA	Other Coins	153,970.82	297,955.52	143,984.70	0.98	140,895.99	93.5%
Dogecoin	DOGE	Other Coins	3,575,437.69	4,379,467.26	804,029.57	0.08	64,495.38	22.5%
Polkadot ⁴	DOT	Other Coins	105,414.57	126,212.53	20,797.96	9.22	191,779.29	19.7%
EOS	EOS	Other Coins	27,072.66	54,792.05	27,719.39	1.26	35,018.20	102.4%
Ether	ETH	ETH & Equivalents	16,980.50	18,678.57	1,698.08	1,773.53	3,011,585.73	10.0%
Ethereum Classic	ETC	Other Coins	6,644.26	7,308.69	664.43	21.84	14,512.11	10.0%
Gemini dollar	GUSD	USD/Stable Coins	1,789,309.42	2,799,360.76	1,010,051.34	1.00	1,011,450.02	56.4%
Kyber Network Crystal v2	KNC	Other Coins	43,871.08	57,579.85	13,708.77	1.91	26,157.90	31.2%
Litecoin	LTC	Other Coins	10,502.44	12,916.04	2,413.60	62.53	150,919.99	23.0%
Livepeer	LPT	Other Coins	895.54	2,611.10	1,715.56	12.02	20,625.81	191.6%
Terra Classic	LUNC	Other Coins	30,752,105.92	26,188,786.04	(4,563,319.89)	0.00	(434.29)	(14.8%)
Maker	MKR	Other Coins	18.74	-	(18.74)	1,144.86	(21,455.54)	(100.0%)
Polygon	MATIC	Other Coins	4,290,101.41	5,355,661.95	1,065,560.53	0.59	627,322.22	24.8%
Dai	DAI	USD/Stable Coins	529,971.99	1,286,589.32	756,617.33	1.00	757,197.72	142.8%
OMG Network	OMG	Other Coins	4,415.73	5,892.95	1,477.22	2.42	3,571.59	33.5%
Ox	ZRX	Other Coins	197,137.10	217,050.15	19,913.05	0.39	7,846.28	10.1%
Pax Dollar	USDP	USD/Stable Coins	258,550.86	303,098.19	44,547.33	1.00	44,571.60	17.2%
Paxos Gold	PAXG	Other Coins	171.09	331.05	159.96	1,849.13	295,787.37	93.5%
XRP	XRP	Other Coins	3,320,632.67	3,839,868.76	519,236.09	0.39	202,446.99	15.6%
Solana	SOL	Other Coins	49,916.85	55,814.14	5,897.29	38.24	225,518.15	11.8%
Songbird	SGB	Other Coins	1,013,054.63	1,126,459.49	113,404.87	0.04	4,318.15	11.2%
SparkLab	SPARK	Other Coins	216,178.98	-	(216,178.98)	0.00	(87.64)	(100.0%)

Schedule 2

Pg 94 of 214

Surplus/(Deficit) of Crypto Assets in Custody Wallets to Custody Account Balances

06/03/22

Crypto Asset	Symbol	Celsius Grouping ³	Custody	Custody	Surplus/	Surplus/	Surplus/		
			Account	Wallet ^B	(Deficit)	(Deficit)	(Deficit)		
			Balance ^{1A}		# of Crypto Asset	\$ Crypto Asset ^C	\$ of Crypto Asset ²	% ⁴	
Stellar Lumens	XLM	Other Coins	2,285,598.85	2,514,158.46	228,559.61	0.15	33,378.62	10.0%	
SushiSwap	SUSHI	Other Coins	10,122.76	47,266.44	37,143.68	1.54	57,212.58	366.9%	
Synthetic	SNX	Other Coins	154,832.92	188,085.62	33,252.70	2.72	90,456.98	21.5%	
Tether	USDT	USD/Stable Coins	2,837,909.46	3,121,699.92	283,790.46	1.00	283,606.30	10.0%	
Tezos	XTZ	Other Coins	25,478.74	36,349.63	10,870.89	1.90	20,680.34	42.7%	
TrueAUD ⁴	TAUD	Other Coins	0.03	1,797.00	1,796.97	0.51	910.71	6,649,717.8%	
TrueCAD ⁴	TCAD	Other Coins	5.97	3,061.00	3,055.03	0.63	1,933.06	51,169.3%	
TrueGBP ⁴	TGBP	Other Coins	77,578.16	129,396.96	51,818.80	1.07	55,520.87	66.8%	
TrueHKD ⁴	THKD	Other Coins	-	41,275.00	41,275.00	0.11	4,378.57		
TrueUSD	TUSD	USD/Stable Coins	256,175.65	282,119.90	25,944.25	1.00	25,949.92	10.1%	
UMA	UMA	Other Coins	1,411.53	5,529.41	4,117.88	3.07	12,632.32	291.7%	
Uniswap	UNI	Other Coins	31,353.04	42,491.02	11,137.98	5.06	56,405.55	35.5%	
USD Coin	USDC	USD/Stable Coins	30,303,907.22	37,420,047.22	7,116,140.00	1.00	7,116,536.98	23.5%	
TerraClassicUSD	USTC	Other Coins	666,775.47	1,065,294.70	398,519.23	-	-	59.8%	
Wrapped Bitcoin	WBTC	BTC & Equivalents	0.05	10.00	9.95	29,694.22	295,540.43	21,083.7%	
yearn.finance	YFI	Other Coins	0.18	0.44	0.26	7,418.99	1,918.66	142.6%	
ZUSD	ZUSD	USD/Stable Coins	0.00	1.00	1.00	1.01	1.01	106,675,905.5%	
Zcash	ZEC	Other Coins	1,701.82	4,754.11	3,052.29	89.68	273,714.58	179.4%	
Total Surplus/(Deficit):							\$	24,944,685.20	

Schedule 2

Pg 95 of 214

Surplus/(Deficit) of Crypto Assets in Custody Wallets to Custody Account Balances

06/06/22

Crypto Asset	Symbol	Celsius Grouping ³	06/06/22		Surplus/		Surplus/	
			Custody Account Balance ^{1,A}	Custody Wallet ^B	(Deficit) # of Crypto Asset	\$ Crypto Asset ^C	(Deficit) \$ of Crypto Asset ²	(Deficit) % ⁴
1inch Network	1INCH	Other Coins	28,081.61	54,433.91	26,352.30	0.87	23,018.75	93.8%
Aave	AAVE	Other Coins	1,878.28	2,949.06	1,070.78	105.90	113,395.48	57.0%
Avalanche	AVAX	Other Coins	22,040.75	31,106.51	9,065.76	25.98	235,531.85	41.1%
Badger DAO	BADGER	Other Coins	-	-	-	5.95	-	
Bancor	BNT	Other Coins	8,961.31	10,190.91	1,229.60	1.29	1,589.91	13.7%
Basic Attention Token	BAT	Other Coins	172,544.20	215,861.00	43,316.80	0.40	17,446.93	25.1%
Binance	BNB	Other Coins	62.05	408.00	345.95	294.83	101,996.76	557.6%
Binance USD	BUSD	USD/Stable Coins	138,361.94	414,676.05	276,314.11	1.00	276,358.91	199.7%
Bitcoin	BTC	BTC & Equivalents	2,497.14	2,746.85	249.71	31,350.04	7,828,496.48	10.0%
Bitcoin Cash	BCH	Other Coins	524.47	754.65	230.18	185.47	42,691.83	43.9%
Bitcoin SV	BSV	Other Coins	492.76	615.04	122.28	57.55	7,037.25	24.8%
Cardano	ADA	Other Coins	6,649,683.80	7,976,940.76	1,327,256.96	0.61	807,936.48	20.0%
Celsius	CEL	CEL	1,068,997.94	1,717,559.18	648,561.24	0.68	444,003.71	60.7%
ChainLink	LINK	Other Coins	276,166.10	344,070.52	67,904.42	7.97	541,168.84	24.6%
Compound	COMP	Other Coins	709.48	780.43	70.95	59.42	4,215.90	10.0%
Curve DAO Token	CRV	Other Coins	3,034.96	3,743.80	708.84	1.29	911.77	23.4%
Dash	DASH	Other Coins	1,390.37	1,769.30	378.93	60.04	22,752.48	27.3%
Decentraland	MANA	Other Coins	161,190.43	297,955.52	136,765.09	1.01	138,806.45	84.8%
Dogecoin	DOGE	Other Coins	3,502,787.78	4,379,467.26	876,679.49	0.08	72,281.99	25.0%
Polkadot ⁴	DOT	Other Coins	100,258.02	126,212.53	25,954.51	9.22	239,328.17	25.9%
EOS	EOS	Other Coins	27,745.08	54,792.05	27,046.97	1.30	35,230.91	97.5%
Ether	ETH	ETH & Equivalents	24,254.71	26,680.20	2,425.49	1,858.46	4,507,682.33	10.0%
Ethereum Classic	ETC	Other Coins	6,439.98	7,308.69	868.71	22.52	19,559.29	13.5%
Gemini dollar	GUSD	USD/Stable Coins	1,882,517.33	2,799,360.76	916,843.43	1.00	917,559.42	48.7%
Kyber Network Crystal v2	KNC	Other Coins	45,735.26	57,579.85	11,844.59	1.97	23,330.39	25.9%
Litecoin	LTC	Other Coins	11,103.87	12,916.04	1,812.17	64.41	116,714.10	16.3%
Livepeer	LPT	Other Coins	915.04	2,611.10	1,696.06	12.58	21,338.78	185.4%
Terra Classic	LUNC	Other Coins	30,969,662.79	26,188,786.04	(4,780,876.75)	0.00	(385.31)	(15.4%)
Maker	MKR	Other Coins	17.95	-	(17.95)	1,210.19	(21,721.58)	(100.0%)
Polygon	MATIC	Other Coins	4,220,711.32	5,355,661.95	1,134,950.63	0.63	717,546.31	26.9%
Dai	DAI	USD/Stable Coins	542,233.29	1,286,589.32	744,356.03	1.00	743,922.72	137.3%
OMG Network	OMG	Other Coins	4,425.48	5,892.95	1,467.47	2.57	3,776.46	33.2%
Ox	ZRX	Other Coins	186,295.28	217,050.15	30,754.87	0.43	13,171.39	16.5%
Pax Dollar	USDP	USD/Stable Coins	259,596.17	303,098.19	43,502.02	1.00	43,532.47	16.8%
Paxos Gold	PAXG	Other Coins	303.70	334.07	30.37	1,842.74	55,958.09	10.0%
XRP	XRP	Other Coins	3,264,471.14	3,839,868.76	575,397.62	0.40	231,596.39	17.6%
Solana	SOL	Other Coins	50,428.09	55,814.14	5,386.05	42.36	228,134.72	10.7%
Songbird	SGB	Other Coins	1,095,673.12	1,126,459.49	30,786.38	0.04	1,099.75	2.8%
SparkLab	SPARK	Other Coins	216,178.98	-	(216,178.98)	0.00	(96.28)	(100.0%)

Schedule 2

Pg 96 of 214

Surplus/(Deficit) of Crypto Assets in Custody Wallets to Custody Account Balances

06/06/22

Crypto Asset	Symbol	Celsius Grouping ³	Custody	Custody	Surplus/	Surplus/	Surplus/		
			Account	Wallet ^B	(Deficit)	(Deficit)	(Deficit)		
			Balance ^{1A}		# of Crypto Asset	\$ Crypto Asset ^C	\$ of Crypto Asset ²	% ⁴	
Stellar Lumens	XLM	Other Coins	2,088,878.20	2,514,158.46	425,280.26	0.14	61,592.75	20.4%	
SushiSwap	SUSHI	Other Coins	9,130.87	47,266.44	38,135.57	1.62	61,594.10	417.7%	
Synthetic	SNX	Other Coins	153,387.24	188,085.62	34,698.38	2.77	96,256.98	22.6%	
Tether	USDT	USD/Stable Coins	1,916,343.78	3,121,699.92	1,205,356.14	1.00	1,204,483.26	62.9%	
Tezos	XTZ	Other Coins	29,798.76	36,349.63	6,550.87	2.06	13,489.81	22.0%	
TrueAUD ⁴	TAUD	Other Coins	0.03	1,797.00	1,796.97	0.51	910.71	6,649,717.8%	
TrueCAD ⁴	TCAD	Other Coins	5.97	3,061.00	3,055.03	0.63	1,933.06	51,169.3%	
TrueGBP ⁴	TGBP	Other Coins	77,578.16	129,396.96	51,818.80	1.18	61,260.18	66.8%	
TrueHKD ⁴	THKD	Other Coins	-	41,275.00	41,275.00	0.11	4,378.57		
TrueUSD	TUSD	USD/Stable Coins	257,773.65	283,551.01	25,777.36	1.00	25,780.44	10.0%	
UMA	UMA	Other Coins	1,418.87	5,529.41	4,110.54	3.11	12,763.32	289.7%	
Uniswap	UNI	Other Coins	20,550.36	42,491.02	21,940.66	5.36	117,659.82	106.8%	
USD Coin	USDC	USD/Stable Coins	29,813,185.02	37,420,047.22	7,606,862.20	1.00	7,606,997.36	25.5%	
TerraClassicUSD	USTC	Other Coins	673,901.44	1,065,294.70	391,393.26	-	-	58.1%	
Wrapped Bitcoin	WBTC	BTC & Equivalents	0.05	10.00	9.95	31,405.88	312,576.29	21,083.7%	
yearn.finance	YFI	Other Coins	0.16	0.44	0.28	7,458.37	2,107.84	179.6%	
ZUSD	ZUSD	USD/Stable Coins	0.00	1.00	1.00	1.00	1.00	106,675,905.5%	
Zcash	ZEC	Other Coins	1,789.79	4,754.11	2,964.32	93.93	278,438.73	165.6%	
Total Surplus/(Deficit):							\$	28,439,144.54	

Schedule 2

Pg 97 of 214

Surplus/(Deficit) of Crypto Assets in Custody Wallets to Custody Account Balances

06/07/22

Crypto Asset	Symbol	Celsius Grouping ³	Custody	Custody	Surplus/	Surplus/	Surplus/	
			Account Balance ^{1,A}	Wallet ^B	(Deficit)	(Deficit)	(Deficit)	
					# of Crypto Asset	\$ Crypto Asset ^C	\$ of Crypto Asset ²	% ⁴
1inch Network	1INCH	Other Coins	28,236.19	54,433.91	26,197.72	0.85	22,154.09	92.8%
Aave	AAVE	Other Coins	1,773.96	2,949.06	1,175.10	99.21	116,583.69	66.2%
Avalanche	AVAX	Other Coins	24,959.56	31,106.51	6,146.95	24.57	151,055.90	24.6%
Badger DAO	BADGER	Other Coins	-	-	-	5.81	-	
Bancor	BNT	Other Coins	7,770.56	10,190.91	2,420.35	1.30	3,141.65	31.1%
Basic Attention Token	BAT	Other Coins	169,639.29	215,861.00	46,221.71	0.39	18,164.41	27.2%
Binance	BNB	Other Coins	62.05	408.00	345.95	290.11	100,364.19	557.6%
Binance USD	BUSD	USD/Stable Coins	110,071.36	414,676.05	304,604.69	1.00	304,671.31	276.7%
Bitcoin	BTC	BTC & Equivalents	2,418.38	2,746.85	328.47	31,107.54	10,217,954.63	13.6%
Bitcoin Cash	BCH	Other Coins	527.72	754.65	226.93	181.94	41,287.22	43.0%
Bitcoin SV	BSV	Other Coins	493.78	615.04	121.26	57.39	6,959.13	24.6%
Cardano	ADA	Other Coins	6,498,827.30	7,976,940.76	1,478,113.46	0.61	906,900.16	22.7%
Celsius	CEL	CEL	1,072,207.32	1,717,559.18	645,351.86	0.68	435,637.52	60.2%
ChainLink	LINK	Other Coins	303,913.03	344,070.52	40,157.49	8.71	349,604.36	13.2%
Compound	COMP	Other Coins	663.66	780.43	116.77	57.22	6,681.75	17.6%
Curve DAO Token	CRV	Other Coins	3,915.82	3,743.80	(172.02)	1.19	(204.18)	(4.4%)
Dash	DASH	Other Coins	1,407.20	1,769.30	362.10	58.36	21,131.25	25.7%
Decentraland	MANA	Other Coins	164,619.46	297,955.52	133,336.06	1.02	136,311.66	81.0%
Dogecoin	DOGE	Other Coins	3,589,819.36	4,379,467.26	789,647.90	0.08	63,414.21	22.0%
Polkadot ⁴	DOT	Other Coins	100,611.32	126,212.53	25,601.21	9.22	236,070.32	25.4%
EOS	EOS	Other Coins	38,358.79	54,792.05	16,433.26	1.28	21,105.14	42.8%
Ether	ETH	ETH & Equivalents	23,857.54	26,680.20	2,822.67	1,812.28	5,115,466.29	11.8%
Ethereum Classic	ETC	Other Coins	6,466.73	7,308.69	841.96	21.53	18,127.73	13.0%
Gemini dollar	GUSD	USD/Stable Coins	1,844,514.07	2,799,360.76	954,846.69	1.00	956,277.76	51.8%
Kyber Network Crystal v2	KNC	Other Coins	42,894.34	57,579.85	14,685.51	1.89	27,775.12	34.2%
Litecoin	LTC	Other Coins	12,117.93	13,329.72	1,211.79	63.79	77,302.62	10.0%
Livepeer	LPT	Other Coins	1,094.58	2,611.10	1,516.52	12.09	18,341.05	138.5%
Terra Classic	LUNC	Other Coins	31,127,536.36	26,188,786.04	(4,938,750.32)	0.00	(309.46)	(15.9%)
Maker	MKR	Other Coins	19.11	-	(19.11)	1,156.97	(22,105.13)	(100.0%)
Polygon	MATIC	Other Coins	4,322,675.93	5,355,661.95	1,032,986.01	0.62	637,064.58	23.9%
Dai	DAI	USD/Stable Coins	553,658.79	1,286,589.32	732,930.53	1.00	732,146.14	132.4%
OMG Network	OMG	Other Coins	4,425.50	5,892.95	1,467.45	2.63	3,858.89	33.2%
Ox	ZRX	Other Coins	160,401.03	217,050.15	56,649.12	0.41	23,140.51	35.3%
Pax Dollar	USDP	USD/Stable Coins	262,150.93	303,098.19	40,947.26	1.00	40,921.22	15.6%
Paxos Gold	PAXG	Other Coins	279.75	334.07	54.32	1,855.74	100,800.71	19.4%
XRP	XRP	Other Coins	3,214,167.22	3,839,868.76	625,701.54	0.41	254,911.81	19.5%
Solana	SOL	Other Coins	50,237.60	55,814.14	5,576.54	39.29	219,091.72	11.1%
Songbird	SGB	Other Coins	1,118,555.64	1,126,459.49	7,903.85	0.04	280.67	0.7%
SparkLab	SPARK	Other Coins	228,665.93	-	(228,665.93)	0.00	(98.73)	(100.0%)

Schedule 2

Pg 98 of 214

Surplus/(Deficit) of Crypto Assets in Custody Wallets to Custody Account Balances

06/07/22

Crypto Asset	Symbol	Celsius Grouping ³	Custody	Custody	Surplus/	Surplus/	Surplus/		
			Account	Wallet ^B	(Deficit)	(Deficit)	(Deficit)		
			Balance ^{1,A}		# of Crypto Asset	\$ Crypto Asset ^C	\$ of Crypto Asset ²	% ⁴	
Stellar Lumens	XLM	Other Coins	2,080,241.93	2,514,158.46	433,916.53	0.14	60,863.31	20.9%	
SushiSwap	SUSHI	Other Coins	11,281.23	47,266.44	35,985.21	1.55	55,883.12	319.0%	
Synthetic	SNX	Other Coins	155,528.52	188,085.62	32,557.10	2.72	88,542.62	20.9%	
Tether	USDT	USD/Stable Coins	1,837,398.27	3,121,699.92	1,284,301.65	1.00	1,283,612.06	69.9%	
Tezos	XTZ	Other Coins	29,528.00	36,349.63	6,821.63	2.07	14,087.41	23.1%	
TrueAUD ⁴	TAUD	Other Coins	0.03	1,797.00	1,796.97	0.51	910.71	6,649,717.8%	
TrueCAD ⁴	TCAD	Other Coins	5.97	3,061.00	3,055.03	0.63	1,933.06	51,169.3%	
TrueGBP ⁴	TGBP	Other Coins	77,578.16	129,396.96	51,818.80	1.14	59,118.03	66.8%	
TrueHKD ⁴	THKD	Other Coins	-	41,275.00	41,275.00	0.11	4,378.57		
TrueUSD	TUSD	USD/Stable Coins	257,793.03	283,572.34	25,779.31	1.00	25,783.68	10.0%	
UMA	UMA	Other Coins	1,287.88	5,529.41	4,241.53	3.02	12,806.62	329.3%	
Uniswap	UNI	Other Coins	22,591.93	42,491.02	19,899.09	5.22	103,894.05	88.1%	
USD Coin	USDC	USD/Stable Coins	30,532,122.11	37,420,047.22	6,887,925.11	1.00	6,895,467.90	22.6%	
TerraClassicUSD	USTC	Other Coins	708,350.18	1,065,294.70	356,944.52	-	-	50.4%	
Wrapped Bitcoin	WBTC	BTC & Equivalents	0.05	10.00	9.95	31,141.27	309,942.64	21,083.3%	
yearn.finance	YFI	Other Coins	0.16	0.44	0.28	7,599.21	2,147.65	179.6%	
ZUSD	ZUSD	USD/Stable Coins	0.00	1.00	1.00	1.00	1.00	106,675,905.5%	
Zcash	ZEC	Other Coins	1,805.66	4,754.11	2,948.45	92.91	273,930.80	163.3%	
Total Surplus/(Deficit):							\$	30,555,285.14	

Schedule 2

Pg 99 of 214

Surplus/(Deficit) of Crypto Assets in Custody Wallets to Custody Account Balances

06/08/22

Crypto Asset	Symbol	Celsius Grouping ³	Custody Account Balance ^{1A}	Custody Wallet ^B	Surplus/ (Deficit) # of Crypto Asset	\$ Crypto Asset ^C	Surplus/ (Deficit) \$ of Crypto Asset ²	Surplus/ (Deficit) % ⁴
1inch Network	1INCH	Other Coins	29,734.59	31,221.32	1,486.73	0.82	1,214.13	5.0%
Aave	AAVE	Other Coins	1,933.59	2,096.75	163.16	96.41	15,730.25	8.4%
Avalanche	AVAX	Other Coins	23,988.89	25,188.33	1,199.44	24.49	29,370.56	5.0%
Badger DAO	BADGER	Other Coins	-	-	-	5.52	-	
Bancor	BNT	Other Coins	8,148.54	8,555.96	407.42	1.29	525.58	5.0%
Basic Attention Token	BAT	Other Coins	170,394.60	178,914.33	8,519.73	0.39	3,363.74	5.0%
Binance	BNB	Other Coins	62.05	65.15	3.10	288.35	894.33	5.0%
Binance USD	BUSD	USD/Stable Coins	99,624.80	107,594.78	7,969.98	1.00	7,974.24	8.0%
Bitcoin	BTC	BTC & Equivalents	2,399.74	2,519.72	119.98	30,189.67	3,622,266.48	5.0%
Bitcoin Cash	BCH	Other Coins	531.60	558.18	26.58	176.71	4,696.78	5.0%
Bitcoin SV	BSV	Other Coins	492.78	517.42	24.64	56.80	1,399.16	5.0%
Cardano	ADA	Other Coins	6,348,937.62	6,666,384.29	317,446.67	0.64	203,318.17	5.0%
Celsius	CEL	CEL	1,097,174.47	1,184,948.43	87,773.96	0.67	58,547.97	8.0%
ChainLink	LINK	Other Coins	270,029.02	283,530.48	13,501.46	8.70	117,474.15	5.0%
Compound	COMP	Other Coins	640.05	672.05	32.00	55.47	1,775.28	5.0%
Curve DAO Token	CRV	Other Coins	3,915.82	3,743.80	(172.02)	1.16	(199.32)	(4.4%)
Dash	DASH	Other Coins	1,399.86	1,469.85	69.99	58.09	4,065.53	5.0%
Decentraland	MANA	Other Coins	156,346.07	164,163.37	7,817.30	0.98	7,650.14	5.0%
Dogecoin	DOGE	Other Coins	3,772,092.02	3,960,695.61	188,603.59	0.08	14,947.70	5.0%
Polkadot ⁴	DOT	Other Coins	107,287.84	115,870.90	8,583.06	9.00	77,216.99	8.0%
EOS	EOS	Other Coins	25,238.22	27,257.28	2,019.06	1.25	2,531.83	8.0%
Ether	ETH	ETH & Equivalents	25,267.94	26,680.07	1,412.13	1,790.91	2,529,002.71	5.6%
Ethereum Classic	ETC	Other Coins	6,732.96	7,308.69	575.73	21.28	12,248.97	8.6%
Gemini dollar	GUSD	USD/Stable Coins	1,800,867.07	1,890,910.43	90,043.36	1.00	90,115.28	5.0%
Kyber Network Crystal v2	KNC	Other Coins	43,476.49	46,954.61	3,478.12	1.87	6,495.01	8.0%
Litecoin	LTC	Other Coins	13,486.13	14,160.44	674.31	61.32	41,351.53	5.0%
Livepeer	LPT	Other Coins	1,124.81	1,214.80	89.99	12.31	1,107.52	8.0%
Terra Classic	LUNC	Other Coins	31,127,113.36	26,188,786.04	(4,938,327.32)	0.00	(230.08)	(15.9%)
Maker	MKR	Other Coins	19.03	-	(19.03)	1,154.72	(21,969.89)	(100.0%)
Polygon	MATIC	Other Coins	4,414,728.43	4,635,464.85	220,736.42	0.61	133,839.99	5.0%
Dai	DAI	USD/Stable Coins	576,108.65	604,914.08	28,805.43	1.00	28,874.31	5.0%
OMG Network	OMG	Other Coins	5,366.81	5,892.95	526.14	2.65	1,393.77	9.8%
Ox	ZRX	Other Coins	162,852.34	170,994.96	8,142.62	0.40	3,239.66	5.0%
Pax Dollar	USDP	USD/Stable Coins	261,061.78	274,114.87	13,053.09	1.00	13,040.04	5.0%
Paxos Gold	PAXG	Other Coins	288.31	311.38	23.07	1,855.91	42,808.19	8.0%
XRP	XRP	Other Coins	3,299,545.35	3,464,522.62	164,977.27	0.40	66,042.70	5.0%
Solana	SOL	Other Coins	49,059.51	51,512.49	2,452.98	38.80	95,180.49	5.0%
Songbird	SGB	Other Coins	1,105,703.37	1,126,459.49	20,756.13	0.00	7.29	1.9%
SparkLab	SPARK	Other Coins	228,665.93	-	(228,665.93)	0.00	(96.03)	(100.0%)

Schedule 2

Pg 100 of 214

Surplus/(Deficit) of Crypto Assets in Custody Wallets to Custody Account Balances

06/08/22

Crypto Asset	Symbol	Celsius Grouping ³	Custody Account Balance ^{1A}	Custody Wallet ^B	Surplus/(Deficit) # of Crypto Asset	\$ Crypto Asset ^C	Surplus/(Deficit) \$ of Crypto Asset ²	Surplus/(Deficit) % ⁴	
Stellar Lumens	XLM	Other Coins	2,132,168.86	2,238,777.31	106,608.45	0.14	14,923.73	5.0%	
SushiSwap	SUSHI	Other Coins	9,835.46	10,327.24	491.78	1.50	736.89	5.0%	
Synthetic	SNX	Other Coins	156,529.46	164,355.93	7,826.47	2.64	20,623.03	5.0%	
Tether	USDT	USD/Stable Coins	1,863,948.80	1,957,146.24	93,197.44	1.00	93,166.67	5.0%	
Tezos	XTZ	Other Coins	30,131.08	31,637.71	1,506.63	2.09	3,151.13	5.0%	
TrueAUD ⁴	TAUD	Other Coins	0.03	0.03	0.00	0.51	0.00	11.0%	
TrueCAD ⁴	TCAD	Other Coins	5.97	6.27	0.30	0.63	0.19	5.0%	
TrueGBP ⁴	TGBP	Other Coins	77,578.16	81,457.07	3,878.91	1.10	4,266.16	5.0%	
TrueHKD ⁴	THKD	Other Coins	-	-	-	0.11	-	-	
TrueUSD	TUSD	USD/Stable Coins	262,879.44	276,023.41	13,143.97	1.00	13,150.88	5.0%	
UMA	UMA	Other Coins	1,312.48	1,378.11	65.63	2.97	195.07	5.0%	
Uniswap	UNI	Other Coins	22,665.38	23,798.65	1,133.27	5.08	5,754.96	5.0%	
USD Coin	USDC	USD/Stable Coins	30,330,869.09	31,847,412.54	1,516,543.45	1.00	1,518,242.45	5.0%	
TerraClassicUSD	USTC	Other Coins	716,120.12	1,065,294.70	349,174.58	-	-	48.8%	
Wrapped Bitcoin	WBTC	BTC & Equivalents	0.15	0.16	0.01	30,046.73	366.84	8.3%	
yearn.finance	YFI	Other Coins	0.22	0.44	0.22	7,434.68	1,602.42	96.0%	
ZUSD	ZUSD	USD/Stable Coins	0.06	1.00	0.94	1.00	0.94	1,566.6%	
Zcash	ZEC	Other Coins	1,783.96	1,873.16	89.20	93.51	8,340.82	5.0%	
Total Surplus/(Deficit):							\$	8,901,737.34	

Schedule 2

Pg 101 of 214

Surplus/(Deficit) of Crypto Assets in Custody Wallets to Custody Account Balances

06/09/22

Crypto Asset	Symbol	Celsius Grouping ³	Custody Account Balance ^{1A}	Custody Wallet ^B	Surplus/ (Deficit) # of Crypto Asset	\$ Crypto Asset ^C	Surplus/ (Deficit) \$ of Crypto Asset ²	Surplus/ (Deficit) % ⁴
1inch Network	1INCH	Other Coins	29,734.64	31,221.32	1,486.68	0.80	1,191.79	5.0%
Aave	AAVE	Other Coins	1,880.80	2,041.32	160.52	95.70	15,361.94	8.5%
Avalanche	AVAX	Other Coins	22,053.63	23,156.31	1,102.68	24.39	26,895.20	5.0%
Badger DAO	BADGER	Other Coins	-	-	-	5.05	-	
Bancor	BNT	Other Coins	8,906.67	8,555.96	(350.71)	1.32	(461.18)	(3.9%)
Basic Attention Token	BAT	Other Coins	170,648.54	178,914.33	8,265.79	0.39	3,249.41	4.8%
Binance	BNB	Other Coins	62.05	65.15	3.10	289.67	898.42	5.0%
Binance USD	BUSD	USD/Stable Coins	98,433.58	107,594.78	9,161.20	1.00	9,160.45	9.3%
Bitcoin	BTC	BTC & Equivalents	2,426.94	2,548.29	121.35	30,076.38	3,649,777.95	5.0%
Bitcoin Cash	BCH	Other Coins	560.12	588.12	28.00	175.38	4,911.00	5.0%
Bitcoin SV	BSV	Other Coins	416.91	437.76	20.85	55.77	1,162.61	5.0%
Cardano	ADA	Other Coins	6,416,454.16	6,737,276.87	320,822.71	0.63	202,706.49	5.0%
Celsius	CEL	CEL	1,090,777.47	1,178,039.67	87,262.20	0.63	54,586.86	8.0%
ChainLink	LINK	Other Coins	268,553.48	281,981.15	13,427.67	9.26	124,375.48	5.0%
Compound	COMP	Other Coins	661.57	672.05	10.48	55.36	580.16	1.6%
Curve DAO Token	CRV	Other Coins	3,955.82	3,743.80	(212.02)	1.15	(243.49)	(5.4%)
Dash	DASH	Other Coins	1,377.79	1,446.68	68.89	57.69	3,974.52	5.0%
Decentraland	MANA	Other Coins	156,628.97	164,163.37	7,534.40	0.97	7,321.20	4.8%
Dogecoin	DOGE	Other Coins	3,564,729.97	3,742,965.87	178,235.90	0.08	14,132.29	5.0%
Polkadot ⁴	DOT	Other Coins	113,267.27	122,328.70	9,061.43	9.23	83,614.60	8.0%
EOS	EOS	Other Coins	24,505.45	27,257.28	2,751.83	1.24	3,409.05	11.2%
Ether	ETH	ETH & Equivalents	25,157.21	27,169.76	2,012.54	1,787.02	3,596,453.42	8.0%
Ethereum Classic	ETC	Other Coins	4,572.29	4,938.08	365.79	21.16	7,738.85	8.0%
Gemini dollar	GUSD	USD/Stable Coins	1,793,839.64	1,883,531.63	89,691.99	1.00	89,870.38	5.0%
Kyber Network Crystal v2	KNC	Other Coins	41,509.73	44,830.51	3,320.78	1.89	6,273.92	8.0%
Litecoin	LTC	Other Coins	12,997.38	13,647.25	649.87	60.17	39,105.91	5.0%
Livepeer	LPT	Other Coins	945.27	1,020.89	75.62	12.07	912.71	8.0%
Terra Classic	LUNC	Other Coins	31,127,465.80	26,188,786.04	(4,938,679.76)	0.00	(370.75)	(15.9%)
Maker	MKR	Other Coins	6.65	-	(6.65)	1,134.73	(7,550.47)	(100.0%)
Polygon	MATIC	Other Coins	4,562,454.34	4,790,577.06	228,122.71	0.63	144,458.08	5.0%
Dai	DAI	USD/Stable Coins	511,966.49	537,564.82	25,598.33	1.00	25,496.25	5.0%
OMG Network	OMG	Other Coins	5,177.81	5,892.95	715.14	2.73	1,949.75	13.8%
Ox	ZRX	Other Coins	171,312.34	179,877.96	8,565.62	0.39	3,363.96	5.0%
Pax Dollar	USDP	USD/Stable Coins	266,570.28	279,898.80	13,328.52	1.00	13,328.52	5.0%
Paxos Gold	PAXG	Other Coins	285.49	308.33	22.84	1,847.49	42,196.01	8.0%
XRP	XRP	Other Coins	3,251,125.94	3,413,682.23	162,556.29	0.40	65,000.07	5.0%
Solana	SOL	Other Coins	48,107.58	50,512.95	2,405.37	39.93	96,035.56	5.0%
Songbird	SGB	Other Coins	1,097,419.70	1,126,459.49	29,039.79	0.04	1,045.46	2.6%
SparkLab	SPARK	Other Coins	229,885.59	-	(229,885.59)	0.00	(96.22)	(100.0%)

Schedule 2

Pg 102 of 214

Surplus/(Deficit) of Crypto Assets in Custody Wallets to Custody Account Balances

06/09/22

Crypto Asset	Symbol	Celsius Grouping ³	Custody Account Balance ^{1A}	Custody Wallet ^B	Surplus/(Deficit) # of Crypto Asset	\$ Crypto Asset ^C	Surplus/(Deficit) \$ of Crypto Asset ²	Surplus/(Deficit) % ⁴	
Stellar Lumens	XLM	Other Coins	2,099,584.41	2,204,563.63	104,979.22	0.14	14,673.12	5.0%	
SushiSwap	SUSHI	Other Coins	9,507.77	10,327.24	819.47	1.48	1,216.52	8.6%	
Synthetic	SNX	Other Coins	147,012.63	154,363.26	7,350.63	2.69	19,795.43	5.0%	
Tether	USDT	USD/Stable Coins	1,700,446.36	1,785,468.68	85,022.32	1.00	84,975.21	5.0%	
Tezos	XTZ	Other Coins	29,997.39	31,637.71	1,640.32	2.23	3,649.82	5.5%	
TrueAUD ⁴	TAUD	Other Coins	0.03	0.03	0.00	0.51	0.00	11.0%	
TrueCAD ⁴	TCAD	Other Coins	5.97	6.27	0.30	0.63	0.19	5.0%	
TrueGBP ⁴	TGBP	Other Coins	77,578.16	81,457.07	3,878.91	1.13	4,395.93	5.0%	
TrueHKD ⁴	THKD	Other Coins	-	-	-	0.11	-	-	
TrueUSD	TUSD	USD/Stable Coins	264,044.64	276,023.41	11,978.77	1.00	11,976.28	4.5%	
UMA	UMA	Other Coins	1,819.58	1,378.11	(441.47)	2.99	(1,318.45)	(24.3%)	
Uniswap	UNI	Other Coins	22,972.02	23,798.65	826.63	5.19	4,293.40	3.6%	
USD Coin	USDC	USD/Stable Coins	30,119,076.09	31,625,029.89	1,505,953.80	1.00	1,504,104.22	5.0%	
TerraClassicUSD	USTC	Other Coins	716,120.12	751,926.13	35,806.01	-	-	5.0%	
Wrapped Bitcoin	WBTC	BTC & Equivalents	0.15	0.16	0.01	30,233.52	369.12	8.3%	
yearn.finance	YFI	Other Coins	1.71	0.44	(1.27)	7,472.65	(9,473.21)	(74.2%)	
ZUSD	ZUSD	USD/Stable Coins	0.06	1.00	0.94	0.99	0.94	1,566.6%	
Zcash	ZEC	Other Coins	2,314.93	2,430.67	115.74	91.19	10,554.47	5.0%	
Total Surplus/(Deficit):							\$	9,981,029.15	

Schedule 2

Pg 103 of 214

Surplus/(Deficit) of Crypto Assets in Custody Wallets to Custody Account Balances

06/10/22

Crypto Asset	Symbol	Celsius Grouping ³	Custody Account Balance ^{1,A}	Custody Wallet ^B	Surplus/ (Deficit) # of Crypto Asset	\$ Crypto Asset ^C	Surplus/ (Deficit) \$ of Crypto Asset ²	Surplus/ (Deficit) % ⁴
1inch Network	1INCH	Other Coins	30,463.36	31,221.32	757.96	0.76	574.05	2.5%
Aave	AAVE	Other Coins	2,133.51	2,041.32	(92.19)	88.00	(8,113.19)	(4.3%)
Avalanche	AVAX	Other Coins	23,290.53	23,156.31	(134.22)	22.05	(2,959.62)	(0.6%)
Badger DAO	BADGER	Other Coins	-	-	-	4.64	-	
Bancor	BNT	Other Coins	8,700.30	8,555.96	(144.34)	1.20	(172.80)	(1.7%)
Basic Attention Token	BAT	Other Coins	190,393.12	199,912.77	9,519.65	0.36	3,463.35	5.0%
Binance	BNB	Other Coins	62.05	65.15	3.10	286.13	887.47	5.0%
Binance USD	BUSD	USD/Stable Coins	126,669.03	136,802.55	10,133.52	1.00	10,136.65	8.0%
Bitcoin	BTC	BTC & Equivalents	2,446.53	2,568.85	122.32	29,069.63	3,555,915.67	5.0%
Bitcoin Cash	BCH	Other Coins	588.67	618.10	29.43	167.31	4,924.53	5.0%
Bitcoin SV	BSV	Other Coins	422.36	437.76	15.40	57.23	881.49	3.6%
Cardano	ADA	Other Coins	4,826,623.82	5,067,954.81	241,330.99	0.57	138,480.45	5.0%
Celsius	CEL	CEL	1,121,240.86	1,210,940.13	89,699.27	0.39	35,006.41	8.0%
ChainLink	LINK	Other Coins	382,527.17	401,653.52	19,126.35	8.03	153,636.18	5.0%
Compound	COMP	Other Coins	694.57	672.05	(22.52)	51.37	(1,156.62)	(3.2%)
Curve DAO Token	CRV	Other Coins	5,682.19	3,743.80	(1,938.39)	1.03	(1,990.94)	(34.1%)
Dash	DASH	Other Coins	1,360.95	1,446.68	85.73	53.91	4,621.52	6.3%
Decentraland	MANA	Other Coins	156,121.84	164,163.37	8,041.53	0.89	7,157.98	5.2%
Dogecoin	DOGE	Other Coins	3,611,157.80	3,742,965.87	131,808.07	0.08	9,929.51	3.7%
Polkadot ⁴	DOT	Other Coins	115,911.77	125,184.76	9,272.99	8.65	80,203.33	8.0%
EOS	EOS	Other Coins	24,591.91	27,257.28	2,665.37	1.18	3,153.31	10.8%
Ether	ETH	ETH & Equivalents	25,125.54	27,135.60	2,010.06	1,661.46	3,339,643.23	8.0%
Ethereum Classic	ETC	Other Coins	6,794.96	7,338.55	543.59	19.98	10,861.07	8.0%
Gemini dollar	GUSD	USD/Stable Coins	1,861,045.21	1,954,097.47	93,052.26	1.01	93,658.03	5.0%
Kyber Network Crystal v2	KNC	Other Coins	41,459.38	44,830.51	3,371.13	1.77	5,976.64	8.1%
Litecoin	LTC	Other Coins	13,390.24	14,059.76	669.52	56.63	37,914.11	5.0%
Livepeer	LPT	Other Coins	932.27	1,020.89	88.62	11.24	996.29	9.5%
Terra Classic	LUNC	Other Coins	31,142,194.11	26,188,786.04	(4,953,408.07)	0.00	(350.25)	(15.9%)
Maker	MKR	Other Coins	2.65	-	(2.65)	1,044.64	(2,772.46)	(100.0%)
Polygon	MATIC	Other Coins	4,719,842.80	4,955,834.94	235,992.14	0.59	140,103.25	5.0%
Dai	DAI	USD/Stable Coins	446,347.95	468,665.34	22,317.39	1.00	22,297.22	5.0%
OMG Network	OMG	Other Coins	5,177.82	5,892.95	715.13	2.49	1,778.53	13.8%
Ox	ZRX	Other Coins	164,111.94	179,877.96	15,766.02	0.36	5,683.31	9.6%
Pax Dollar	USDP	USD/Stable Coins	265,527.42	279,898.80	14,371.38	1.00	14,372.27	5.4%
Paxos Gold	PAXG	Other Coins	284.22	308.33	24.11	1,872.18	45,141.27	8.5%
XRP	XRP	Other Coins	3,338,422.53	3,413,682.23	75,259.71	0.38	28,687.51	2.3%
Solana	SOL	Other Coins	49,040.06	50,512.95	1,472.89	37.12	54,680.52	3.0%
Songbird	SGB	Other Coins	1,176,886.46	1,126,459.49	(50,426.97)	0.04	(1,769.99)	(4.3%)
SparkLab	SPARK	Other Coins	258,235.71	-	(258,235.71)	0.00	(102.22)	(100.0%)

Schedule 2

Surplus/(Deficit) of Crypto Assets in Custody Wallets to Custody Account Balances

06/10/22

Crypto Asset	Symbol	Celsius Grouping ³	Custody Account Balance ^{1A}	Custody Wallet ^B	Surplus/ (Deficit) # of Crypto Asset	\$ Crypto Asset ^C	Surplus/ (Deficit) \$ of Crypto Asset ²	Surplus/ (Deficit) % ⁴	
Stellar Lumens	XLM	Other Coins	2,266,459.81	2,379,782.80	113,322.99	0.13	15,067.20	5.0%	
SushiSwap	SUSHI	Other Coins	11,855.56	10,327.24	(1,528.32)	1.37	(2,099.09)	(12.9%)	
Synthetic	SNX	Other Coins	152,925.23	154,363.26	1,438.03	2.45	3,523.98	0.9%	
Tether	USDT	USD/Stable Coins	1,707,355.12	1,792,722.88	85,367.76	1.00	85,307.57	5.0%	
Tezos	XTZ	Other Coins	29,770.96	31,637.71	1,866.75	1.97	3,672.73	6.3%	
TrueAUD ⁴	TAUD	Other Coins	0.03	0.03	0.00	0.51	0.00	11.0%	
TrueCAD ⁴	TCAD	Other Coins	5.97	6.27	0.30	0.63	0.19	5.0%	
TrueGBP ⁴	TGBP	Other Coins	77,578.16	81,457.07	3,878.91	1.06	4,122.19	5.0%	
TrueHKD ⁴	THKD	Other Coins	-	-	-	0.11	-	-	
TrueUSD	TUSD	USD/Stable Coins	262,066.12	276,023.41	13,957.29	1.00	13,961.84	5.3%	
UMA	UMA	Other Coins	1,819.63	1,378.11	(441.52)	2.77	(1,222.66)	(24.3%)	
Uniswap	UNI	Other Coins	24,063.76	25,266.95	1,203.19	4.81	5,786.46	5.0%	
USD Coin	USDC	USD/Stable Coins	32,535,451.05	34,162,223.60	1,626,772.55	1.00	1,626,930.07	5.0%	
TerraClassicUSD	USTC	Other Coins	716,207.67	751,926.13	35,718.46	-	-	5.0%	
Wrapped Bitcoin	WBTC	BTC & Equivalents	3.53	3.70	0.17	29,154.40	5,056.75	4.9%	
yearn.finance	YFI	Other Coins	1.72	0.44	(1.28)	7,056.01	(9,043.58)	(74.4%)	
ZUSD	ZUSD	USD/Stable Coins	0.06	1.00	0.94	0.99	0.93	1,566.6%	
Zcash	ZEC	Other Coins	2,338.25	2,430.67	92.42	86.71	8,013.15	4.0%	
Total Surplus/(Deficit):							\$	9,550,454.80	

Schedule 2

Pg 105 of 214

Surplus/(Deficit) of Crypto Assets in Custody Wallets to Custody Account Balances

06/11/22

Crypto Asset	Symbol	Celsius Grouping ³	Custody Account Balance ^{1A}	Custody Wallet ^B	Surplus/(Deficit) # of Crypto Asset	\$ Crypto Asset ^C	Surplus/(Deficit) \$ of Crypto Asset ²	Surplus/(Deficit) % ⁴
1inch Network	1INCH	Other Coins	34,787.22	31,221.32	(3,565.90)	0.69	(2,476.17)	(10.3%)
Aave	AAVE	Other Coins	2,626.48	2,041.32	(585.16)	77.04	(45,082.31)	(22.3%)
Avalanche	AVAX	Other Coins	27,780.27	23,156.31	(4,623.96)	19.89	(91,967.36)	(16.6%)
Badger DAO	BADGER	Other Coins	-	-	-	4.38	-	
Bancor	BNT	Other Coins	10,635.01	8,555.96	(2,079.05)	1.10	(2,293.98)	(19.5%)
Basic Attention Token	BAT	Other Coins	2,290,058.44	199,912.77	(2,090,145.67)	0.33	(698,381.80)	(91.3%)
Binance	BNB	Other Coins	62.05	65.15	3.10	269.60	836.19	5.0%
Binance USD	BUSD	USD/Stable Coins	100,682.57	136,802.55	36,119.98	1.00	36,123.53	35.9%
Bitcoin	BTC	BTC & Equivalents	2,789.12	2,568.85	(220.27)	28,393.12	(6,254,169.36)	(7.9%)
Bitcoin Cash	BCH	Other Coins	639.23	618.10	(21.13)	156.55	(3,307.48)	(3.3%)
Bitcoin SV	BSV	Other Coins	436.00	437.76	1.76	52.90	93.33	0.4%
Cardano	ADA	Other Coins	5,084,774.41	5,067,954.81	(16,819.59)	0.55	(9,307.24)	(0.3%)
Celsius	CEL	CEL	1,427,276.46	1,210,940.13	(216,336.33)	0.40	(87,099.99)	(15.2%)
ChainLink	LINK	Other Coins	324,458.84	401,653.52	77,194.68	7.03	542,569.14	23.8%
Compound	COMP	Other Coins	721.58	672.05	(49.53)	45.47	(2,252.20)	(6.9%)
Curve DAO Token	CRV	Other Coins	6,029.51	3,743.80	(2,285.71)	0.91	(2,076.84)	(37.9%)
Dash	DASH	Other Coins	1,356.34	1,446.68	90.34	48.97	4,423.87	6.7%
Decentraland	MANA	Other Coins	195,209.28	164,163.37	(31,045.91)	0.82	(25,376.26)	(15.9%)
Dogecoin	DOGE	Other Coins	3,670,267.80	3,742,965.87	72,698.07	0.07	5,076.53	2.0%
Polkadot ⁴	DOT	Other Coins	146,136.50	125,184.76	(20,951.74)	8.03	(168,145.61)	(14.3%)
EOS	EOS	Other Coins	28,198.23	27,257.28	(940.95)	1.12	(1,050.36)	(3.3%)
Ether	ETH	ETH & Equivalents	24,228.11	27,135.60	2,907.49	1,531.08	4,451,614.79	12.0%
Ethereum Classic	ETC	Other Coins	6,990.95	7,338.55	347.60	18.20	6,326.63	5.0%
Gemini dollar	GUSD	USD/Stable Coins	1,996,571.31	1,954,097.47	(42,473.84)	1.00	(42,536.54)	(2.1%)
Kyber Network Crystal v2	KNC	Other Coins	35,860.42	44,830.51	8,970.09	1.65	14,776.28	25.0%
Litecoin	LTC	Other Coins	14,036.91	14,059.76	22.85	52.12	1,191.00	0.2%
Livepeer	LPT	Other Coins	932.27	1,020.89	88.62	10.21	905.20	9.5%
Terra Classic	LUNC	Other Coins	31,127,590.58	26,188,786.04	(4,938,804.54)	0.00	(344.72)	(15.9%)
Maker	MKR	Other Coins	2.65	-	(2.65)	987.77	(2,621.52)	(100.0%)
Polygon	MATIC	Other Coins	5,054,697.15	4,955,834.94	(98,862.21)	0.54	(53,353.24)	(2.0%)
Dai	DAI	USD/Stable Coins	484,698.40	468,665.34	(16,033.06)	1.00	(16,079.43)	(3.3%)
OMG Network	OMG	Other Coins	7,736.02	5,892.95	(1,843.07)	2.29	(4,211.92)	(23.8%)
Ox	ZRX	Other Coins	189,840.46	179,877.96	(9,962.50)	0.33	(3,308.15)	(5.2%)
Pax Dollar	USDP	USD/Stable Coins	267,043.88	279,898.80	12,854.92	1.00	12,844.76	4.8%
Paxos Gold	PAXG	Other Coins	326.08	308.33	(17.75)	1,877.90	(33,331.94)	(5.4%)
XRP	XRP	Other Coins	3,395,656.63	3,413,682.23	18,025.60	0.36	6,478.78	0.5%
Solana	SOL	Other Coins	50,504.29	50,512.95	8.66	33.90	293.48	0.0%
Songbird	SGB	Other Coins	1,198,266.56	1,126,459.49	(71,807.06)	0.03	(2,124.38)	(6.0%)
SparkLab	SPARK	Other Coins	321,594.75	-	(321,594.75)	0.00	(129.00)	(100.0%)

Schedule 2

Pg 106 of 214

Surplus/(Deficit) of Crypto Assets in Custody Wallets to Custody Account Balances

06/11/22

Crypto Asset	Symbol	Celsius Grouping ³	Custody Account Balance ^{1,A}	Custody Wallet ^B	Surplus/ (Deficit) # of Crypto Asset	\$ Crypto Asset ^C	Surplus/ (Deficit) \$ of Crypto Asset ²	Surplus/ (Deficit) % ⁴	
Stellar Lumens	XLM	Other Coins	2,341,479.80	2,379,782.80	38,303.00	0.13	4,795.08	1.6%	
SushiSwap	SUSHI	Other Coins	12,480.34	10,327.24	(2,153.10)	1.19	(2,566.58)	(17.3%)	
Synthetic	SNX	Other Coins	193,441.26	154,363.26	(39,078.00)	2.33	(91,085.79)	(20.2%)	
Tether	USDT	USD/Stable Coins	1,541,345.91	1,792,722.88	251,376.97	1.00	251,198.30	16.3%	
Tezos	XTZ	Other Coins	30,006.21	31,637.71	1,631.50	1.80	2,933.54	5.4%	
TrueAUD ⁴	TAUD	Other Coins	0.03	0.03	0.00	0.51	0.00	11.0%	
TrueCAD ⁴	TCAD	Other Coins	5.97	6.27	0.30	0.63	0.19	5.0%	
TrueGBP ⁴	TGBP	Other Coins	77,578.16	81,457.07	3,878.91	1.02	3,967.40	5.0%	
TrueHKD ⁴	THKD	Other Coins	-	-	-	0.11	-	-	
TrueUSD	TUSD	USD/Stable Coins	262,091.12	276,023.41	13,932.29	1.00	13,933.68	5.3%	
UMA	UMA	Other Coins	1,887.82	1,378.11	(509.71)	2.56	(1,304.78)	(27.0%)	
Uniswap	UNI	Other Coins	70,100.38	25,266.95	(44,833.43)	4.38	(196,492.29)	(64.0%)	
USD Coin	USDC	USD/Stable Coins	35,630,992.61	34,162,223.60	(1,468,769.01)	1.00	(1,469,215.06)	(4.1%)	
TerraClassicUSD	USTC	Other Coins	699,389.95	751,926.13	52,536.18	-	-	7.5%	
Wrapped Bitcoin	WBTC	BTC & Equivalents	15.55	3.70	(11.85)	28,347.00	(335,962.58)	(76.2%)	
yearn.finance	YFI	Other Coins	1.72	0.44	(1.28)	6,357.24	(8,147.97)	(74.4%)	
ZUSD	ZUSD	USD/Stable Coins	0.06	1.00	0.94	1.00	0.94	1,566.6%	
Zcash	ZEC	Other Coins	4,377.29	2,430.67	(1,946.62)	79.53	(154,817.18)	(44.5%)	
Total Surplus/(Deficit):							\$	(4,450,237.40)	

Schedule 2

Pg 107 of 214

Surplus/(Deficit) of Crypto Assets in Custody Wallets to Custody Account Balances

06/12/22

Crypto Asset	Symbol	Celsius Grouping ³	Custody Account Balance ^{1A}	Custody Wallet ^B	Surplus/ (Deficit) # of Crypto Asset	\$ Crypto Asset ^C	Surplus/ (Deficit) \$ of Crypto Asset ²	Surplus/ (Deficit) % ⁴
1inch Network	1INCH	Other Coins	37,449.01	31,221.32	(6,227.69)	0.65	(4,047.93)	(16.6%)
Aave	AAVE	Other Coins	4,222.06	2,041.32	(2,180.74)	70.28	(153,253.80)	(51.7%)
Avalanche	AVAX	Other Coins	44,859.90	23,156.31	(21,703.59)	17.27	(374,903.30)	(48.4%)
Badger DAO	BADGER	Other Coins	84.09	-	(84.09)	4.14	(347.84)	(100.0%)
Bancor	BNT	Other Coins	10,614.94	8,555.96	(2,058.98)	1.00	(2,068.24)	(19.4%)
Basic Attention Token	BAT	Other Coins	2,398,390.63	199,912.77	(2,198,477.86)	0.31	(674,148.37)	(91.7%)
Binance	BNB	Other Coins	62.10	62.10	0.00	254.47	0.88	0.0%
Binance USD	BUSD	USD/Stable Coins	134,470.54	136,802.55	2,332.01	1.00	2,331.65	1.7%
Bitcoin	BTC	BTC & Equivalents	3,258.48	2,568.85	(689.63)	26,553.87	(18,312,233.19)	(21.2%)
Bitcoin Cash	BCH	Other Coins	765.09	618.10	(146.99)	145.89	(21,444.72)	(19.2%)
Bitcoin SV	BSV	Other Coins	829.17	437.76	(391.41)	48.18	(18,858.97)	(47.2%)
Cardano	ADA	Other Coins	7,016,900.72	5,067,954.81	(1,948,945.91)	0.49	(954,756.15)	(27.8%)
Celsius	CEL	CEL	1,756,900.71	1,210,940.13	(545,960.58)	0.35	(192,105.93)	(31.1%)
ChainLink	LINK	Other Coins	553,569.22	401,653.52	(151,915.70)	6.26	(951,009.68)	(27.4%)
Compound	COMP	Other Coins	957.22	672.05	(285.17)	41.05	(11,706.90)	(29.8%)
Curve DAO Token	CRV	Other Coins	6,469.49	3,743.80	(2,725.69)	0.86	(2,353.01)	(42.1%)
Dash	DASH	Other Coins	2,039.53	1,446.68	(592.85)	46.10	(27,332.29)	(29.1%)
Decentraland	MANA	Other Coins	292,299.22	164,163.37	(128,135.85)	0.79	(101,053.67)	(43.8%)
Dogecoin	DOGE	Other Coins	3,668,455.31	3,622,839.71	(45,615.61)	0.06	(2,893.81)	(1.2%)
Polkadot ⁴	DOT	Other Coins	156,880.23	125,184.76	(31,695.47)	7.40	(234,395.30)	(20.2%)
EOS	EOS	Other Coins	30,961.25	27,257.28	(3,703.97)	1.03	(3,816.28)	(12.0%)
Ether	ETH	ETH & Equivalents	36,138.86	27,135.60	(9,003.26)	1,433.49	(12,906,040.55)	(24.9%)
Ethereum Classic	ETC	Other Coins	7,531.45	7,338.55	(192.90)	16.55	(3,191.85)	(2.6%)
Gemini dollar	GUSD	USD/Stable Coins	3,247,536.64	1,954,097.47	(1,293,439.17)	0.98	(1,273,911.11)	(39.8%)
Kyber Network Crystal v2	KNC	Other Coins	38,062.03	37,910.17	(151.86)	1.43	(217.66)	(0.4%)
Litecoin	LTC	Other Coins	15,766.28	14,059.76	(1,706.52)	47.87	(81,689.37)	(10.8%)
Livepeer	LPT	Other Coins	969.02	1,020.89	51.87	9.34	484.45	5.4%
Terra Classic	LUNC	Other Coins	31,128,702.78	26,188,786.04	(4,939,916.75)	0.00	(342.22)	(15.9%)
Maker	MKR	Other Coins	3.36	-	(3.36)	910.46	(3,057.01)	(100.0%)
Polygon	MATIC	Other Coins	6,592,987.52	4,955,834.94	(1,637,152.58)	0.50	(812,743.28)	(24.8%)
Dai	DAI	USD/Stable Coins	810,864.92	468,665.34	(342,199.58)	1.00	(342,263.56)	(42.2%)
OMG Network	OMG	Other Coins	6,763.79	5,892.95	(870.84)	2.14	(1,867.77)	(12.9%)
Ox	ZRX	Other Coins	218,567.89	179,877.96	(38,689.93)	0.30	(11,501.18)	(17.7%)
Pax Dollar	USDP	USD/Stable Coins	379,064.21	279,898.80	(99,165.41)	1.00	(99,047.35)	(26.2%)
Paxos Gold	PAXG	Other Coins	531.67	308.33	(223.34)	1,883.20	(420,595.01)	(42.0%)
XRP	XRP	Other Coins	3,438,752.07	3,413,682.23	(25,069.83)	0.34	(8,595.12)	(0.7%)
Solana	SOL	Other Coins	69,197.24	50,512.95	(18,684.29)	30.58	(571,359.36)	(27.0%)
Songbird	SGB	Other Coins	554,289.85	558,228.13	3,938.29	0.03	111.00	0.7%
SparkLab	SPARK	Other Coins	414,442.19	-	(414,442.19)	0.00	(158.90)	(100.0%)

Schedule 2

Surplus/(Deficit) of Crypto Assets in Custody Wallets to Custody Account Balances

06/12/22

Crypto Asset	Symbol	Celsius Grouping ³	Custody Account Balance ^{1A}	Custody Wallet ^B	Surplus/ (Deficit) # of Crypto Asset	\$ Crypto Asset ^C	Surplus/ (Deficit) \$ of Crypto Asset ²	Surplus/ (Deficit) % ⁴
Stellar Lumens	XLM	Other Coins	2,697,150.80	2,379,782.80	(317,368.00)	0.12	(37,592.72)	(11.8%)
SushiSwap	SUSHI	Other Coins	18,112.68	10,327.24	(7,785.44)	1.13	(8,767.85)	(43.0%)
Synthetic	SNX	Other Coins	182,730.52	154,363.26	(28,367.26)	2.22	(62,846.96)	(15.5%)
Tether	USDT	USD/Stable Coins	2,055,043.29	1,792,722.88	(262,320.41)	1.00	(262,187.60)	(12.8%)
Tezos	XTZ	Other Coins	46,763.54	31,637.71	(15,125.83)	1.63	(24,698.15)	(32.3%)
TrueAUD ⁴	TAUD	Other Coins	0.03	0.03	0.00	0.51	0.00	11.0%
TrueCAD ⁴	TCAD	Other Coins	5.97	6.27	0.30	0.63	0.19	5.0%
TrueGBP ⁴	TGBP	Other Coins	77,578.16	77,578.16	(0.00)	1.05	(0.00)	(0.0%)
TrueHKD ⁴	THKD	Other Coins	-	-	-	0.11	-	-
TrueUSD	TUSD	USD/Stable Coins	383,357.87	276,023.41	(107,334.46)	1.00	(107,318.54)	(28.0%)
UMA	UMA	Other Coins	2,581.25	1,378.11	(1,203.14)	2.30	(2,763.55)	(46.6%)
Uniswap	UNI	Other Coins	45,163.32	25,266.95	(19,896.37)	4.06	(80,717.11)	(44.1%)
USD Coin	USDC	USD/Stable Coins	41,721,833.28	34,162,223.60	(7,559,609.68)	1.00	(7,557,594.05)	(18.1%)
TerraClassicUSD	USTC	Other Coins	699,389.95	751,926.13	52,536.18	-	-	7.5%
Wrapped Bitcoin	WBTC	BTC & Equivalents	1.20	1.20	0.00	26,613.96	97.48	0.3%
yearn.finance	YFI	Other Coins	0.30	0.44	0.14	6,002.09	839.36	46.6%
ZUSD	ZUSD	USD/Stable Coins	0.06	1.00	0.94	1.00	0.94	1,566.6%
Zcash	ZEC	Other Coins	4,368.44	2,430.67	(1,937.77)	79.09	(153,257.93)	(44.4%)
Total Surplus/(Deficit):							\$ (46,873,189.22)	

Schedule 2

Pg 109 of 214

Surplus/(Deficit) of Crypto Assets in Custody Wallets to Custody Account Balances

06/13/22

Crypto Asset	Symbol	Celsius Grouping ³	Custody Account Balance ^{1,A}	Custody Wallet ^B	Surplus/(Deficit) # of Crypto Asset	\$ Crypto Asset ^C	Surplus/(Deficit) \$ of Crypto Asset ²	Surplus/(Deficit) % ⁴
1inch Network	1INCH	Other Coins	36,109.65	31,221.32	(4,888.33)	0.60	(2,929.35)	(13.5%)
Aave	AAVE	Other Coins	4,033.75	2,041.32	(1,992.43)	59.69	(118,919.80)	(49.4%)
Avalanche	AVAX	Other Coins	41,153.83	23,156.31	(17,997.52)	16.09	(289,666.63)	(43.7%)
Badger DAO	BADGER	Other Coins	84.09	-	(84.09)	3.42	(287.45)	(100.0%)
Bancor	BNT	Other Coins	9,451.08	8,555.96	(895.12)	0.88	(789.08)	(9.5%)
Basic Attention Token	BAT	Other Coins	2,378,481.98	199,912.77	(2,178,569.21)	0.29	(624,051.87)	(91.6%)
Binance	BNB	Other Coins	62.10	62.10	0.00	222.59	0.77	0.0%
Binance USD	BUSD	USD/Stable Coins	156,580.44	136,802.55	(19,777.89)	1.00	(19,778.05)	(12.6%)
Bitcoin	BTC	BTC & Equivalents	3,657.62	2,568.85	(1,088.77)	22,454.30	(24,447,506.56)	(29.8%)
Bitcoin Cash	BCH	Other Coins	1,097.95	618.10	(479.85)	126.81	(60,848.16)	(43.7%)
Bitcoin SV	BSV	Other Coins	1,082.33	437.76	(644.57)	46.63	(30,059.64)	(59.6%)
Cardano	ADA	Other Coins	8,287,434.77	5,067,954.81	(3,219,479.96)	0.46	(1,492,943.77)	(38.8%)
Celsius	CEL	CEL	1,882,192.64	1,210,940.13	(671,252.51)	0.28	(189,518.29)	(35.7%)
ChainLink	LINK	Other Coins	426,818.50	401,653.52	(25,164.98)	5.91	(148,803.69)	(5.9%)
Compound	COMP	Other Coins	989.88	672.05	(317.83)	35.75	(11,363.43)	(32.1%)
Curve DAO Token	CRV	Other Coins	6,469.49	3,743.80	(2,725.69)	0.72	(1,960.06)	(42.1%)
Dash	DASH	Other Coins	1,968.57	1,446.68	(521.89)	42.55	(22,204.97)	(26.5%)
Decentraland	MANA	Other Coins	276,053.43	164,163.37	(111,890.06)	0.83	(92,403.80)	(40.5%)
Dogecoin	DOGE	Other Coins	3,756,291.29	3,622,839.71	(133,451.58)	0.05	(7,226.18)	(3.6%)
Polkadot ⁴	DOT	Other Coins	157,334.03	125,184.76	(32,149.27)	7.03	(225,993.61)	(20.4%)
EOS	EOS	Other Coins	92,356.77	27,257.28	(65,099.49)	0.92	(59,806.53)	(70.5%)
Ether	ETH	ETH & Equivalents	38,015.32	27,135.60	(10,879.72)	1,208.18	(13,144,658.48)	(28.6%)
Ethereum Classic	ETC	Other Coins	8,069.80	7,338.55	(731.25)	14.43	(10,552.99)	(9.1%)
Gemini dollar	GUSD	USD/Stable Coins	4,388,172.51	1,954,097.47	(2,434,075.04)	0.99	(2,397,563.92)	(55.5%)
Kyber Network Crystal v2	KNC	Other Coins	39,038.75	37,910.17	(1,128.58)	1.24	(1,397.16)	(2.9%)
Litecoin	LTC	Other Coins	21,522.35	14,059.76	(7,462.59)	43.43	(324,080.88)	(34.7%)
Livepeer	LPT	Other Coins	969.04	1,020.89	51.85	8.41	435.87	5.4%
Terra Classic	LUNC	Other Coins	31,128,742.99	26,188,786.04	(4,939,956.95)	0.00	(297.64)	(15.9%)
Maker	MKR	Other Coins	3.36	-	(3.36)	763.88	(2,564.84)	(100.0%)
Polygon	MATIC	Other Coins	6,476,021.40	4,955,834.94	(1,520,186.46)	0.43	(653,163.52)	(23.5%)
Dai	DAI	USD/Stable Coins	765,860.60	468,665.34	(297,195.26)	1.00	(297,320.27)	(38.8%)
OMG Network	OMG	Other Coins	5,920.04	5,892.95	(27.09)	1.91	(51.69)	(0.5%)
Ox	ZRX	Other Coins	245,355.01	179,877.96	(65,477.05)	0.25	(16,483.98)	(26.7%)
Pax Dollar	USDP	USD/Stable Coins	385,620.99	279,898.80	(105,722.19)	1.00	(105,688.44)	(27.4%)
Paxos Gold	PAXG	Other Coins	609.41	308.33	(301.08)	1,828.14	(550,411.09)	(49.4%)
XRP	XRP	Other Coins	3,410,625.58	3,413,682.23	3,056.66	0.31	951.51	0.1%
Solana	SOL	Other Coins	71,858.57	50,512.95	(21,345.62)	28.57	(609,811.53)	(29.7%)
Songbird	SGB	Other Coins	565,023.37	558,228.13	(6,795.23)	0.00	(1.39)	(1.2%)
SparkLab	SPARK	Other Coins	414,442.19	-	(414,442.19)	0.00	(133.43)	(100.0%)

Schedule 2

Pg 110 of 214

Surplus/(Deficit) of Crypto Assets in Custody Wallets to Custody Account Balances

06/13/22

Crypto Asset	Symbol	Celsius Grouping ³	Custody Account Balance ^{1A}	Custody Wallet ^B	Surplus/(Deficit) # of Crypto Asset	\$ Crypto Asset ^C	Surplus/(Deficit) \$ of Crypto Asset ²	Surplus/(Deficit) % ⁴
Stellar Lumens	XLM	Other Coins	3,151,701.37	2,379,782.80	(771,918.57)	0.11	(82,388.02)	(24.5%)
SushiSwap	SUSHI	Other Coins	13,506.08	10,327.24	(3,178.84)	0.98	(3,104.48)	(23.5%)
Synthetic	SNX	Other Coins	202,556.75	154,363.26	(48,193.49)	1.91	(92,078.54)	(23.8%)
Tether	USDT	USD/Stable Coins	2,045,381.26	1,792,722.88	(252,658.38)	1.00	(252,347.07)	(12.4%)
Tezos	XTZ	Other Coins	47,181.90	31,637.71	(15,544.19)	1.40	(21,761.65)	(32.9%)
TrueAUD ⁴	TAUD	Other Coins	0.03	0.03	0.00	0.51	0.00	11.0%
TrueCAD ⁴	TCAD	Other Coins	5.97	6.27	0.30	0.63	0.19	5.0%
TrueGBP ⁴	TGBP	Other Coins	77,578.16	77,578.16	(0.00)	0.87	(0.00)	(0.0%)
TrueHKD ⁴	THKD	Other Coins	-	-	-	0.11	-	-
TrueUSD	TUSD	USD/Stable Coins	292,275.73	276,023.41	(16,252.32)	1.00	(16,252.07)	(5.6%)
UMA	UMA	Other Coins	2,602.95	1,378.11	(1,224.84)	2.00	(2,443.59)	(47.1%)
Uniswap	UNI	Other Coins	45,893.30	25,266.95	(20,626.35)	3.66	(75,394.08)	(44.9%)
USD Coin	USDC	USD/Stable Coins	35,718,608.82	34,162,223.60	(1,556,385.22)	1.00	(1,556,492.52)	(4.4%)
TerraClassicUSD	USTC	Other Coins	699,389.95	751,926.13	52,536.18	-	-	7.5%
Wrapped Bitcoin	WBTC	BTC & Equivalents	1.20	1.20	0.00	22,443.28	82.20	0.3%
yearn.finance	YFI	Other Coins	0.30	0.44	0.14	4,943.75	691.36	46.6%
ZUSD	ZUSD	USD/Stable Coins	0.06	1.00	0.94	1.00	0.94	1,566.6%
Zcash	ZEC	Other Coins	2,226.12	2,430.67	204.55	65.52	13,402.79	9.2%
Total Surplus/(Deficit):							\$ (48,047,938.57)	

Schedule 2

Pg 111 of 214

Surplus/(Deficit) of Crypto Assets in Custody Wallets to Custody Account Balances

06/14/22

Crypto Asset	Symbol	Celsius Grouping ³	Custody Account Balance ^{1A}	Custody Wallet ^B	Surplus/(Deficit) # of Crypto Asset	\$ Crypto Asset ^C	Surplus/(Deficit) \$ of Crypto Asset ²	Surplus/(Deficit) % ⁴
1inch Network	1INCH	Other Coins	36,109.65	31,221.32	(4,888.33)	0.59	(2,893.84)	(13.5%)
Aave	AAVE	Other Coins	4,033.76	2,041.32	(1,992.44)	62.07	(123,678.50)	(49.4%)
Avalanche	AVAX	Other Coins	41,253.68	23,156.31	(18,097.37)	16.53	(299,238.68)	(43.9%)
Badger DAO	BADGER	Other Coins	84.09	-	(84.09)	3.44	(288.86)	(100.0%)
Bancor	BNT	Other Coins	9,451.08	8,555.96	(895.12)	0.82	(732.09)	(9.5%)
Basic Attention Token	BAT	Other Coins	2,378,481.98	199,912.77	(2,178,569.21)	0.29	(636,217.31)	(91.6%)
Binance	BNB	Other Coins	62.10	62.10	0.00	222.79	0.77	0.0%
Binance USD	BUSD	USD/Stable Coins	156,580.44	136,802.55	(19,777.89)	1.00	(19,778.33)	(12.6%)
Bitcoin	BTC	BTC & Equivalents	3,477.80	2,568.85	(908.95)	22,110.00	(20,096,977.99)	(26.1%)
Bitcoin Cash	BCH	Other Coins	1,093.08	618.10	(474.98)	125.89	(59,795.18)	(43.5%)
Bitcoin SV	BSV	Other Coins	1,082.33	437.76	(644.57)	53.94	(34,765.82)	(59.6%)
Cardano	ADA	Other Coins	8,409,286.54	5,067,954.81	(3,341,331.73)	0.48	(1,612,253.13)	(39.7%)
Celsius	CEL	CEL	1,903,065.76	1,210,940.13	(692,125.63)	0.69	(480,824.46)	(36.4%)
ChainLink	LINK	Other Coins	427,690.04	401,653.52	(26,036.52)	6.72	(174,978.53)	(6.1%)
Compound	COMP	Other Coins	989.88	672.05	(317.83)	34.99	(11,120.11)	(32.1%)
Curve DAO Token	CRV	Other Coins	6,469.49	3,743.80	(2,725.69)	0.73	(1,990.73)	(42.1%)
Dash	DASH	Other Coins	1,969.10	1,446.68	(522.42)	43.41	(22,676.39)	(26.5%)
Decentraland	MANA	Other Coins	276,053.43	164,163.37	(111,890.06)	0.82	(91,747.68)	(40.5%)
Dogecoin	DOGE	Other Coins	3,757,507.65	3,622,839.71	(134,667.94)	0.06	(7,474.97)	(3.6%)
Polkadot ⁴	DOT	Other Coins	157,631.99	125,184.76	(32,447.23)	7.35	(238,580.79)	(20.6%)
EOS	EOS	Other Coins	92,356.77	27,257.28	(65,099.49)	0.94	(61,213.60)	(70.5%)
Ether	ETH	ETH & Equivalents	38,076.26	27,135.60	(10,940.66)	1,207.35	(13,209,240.46)	(28.7%)
Ethereum Classic	ETC	Other Coins	8,076.24	7,338.55	(737.69)	14.56	(10,741.17)	(9.1%)
Gemini dollar	GUSD	USD/Stable Coins	4,386,317.81	1,954,097.47	(2,432,220.34)	1.00	(2,430,721.11)	(55.5%)
Kyber Network Crystal v2	KNC	Other Coins	39,038.75	37,910.17	(1,128.58)	1.35	(1,521.27)	(2.9%)
Litecoin	LTC	Other Coins	17,166.04	14,059.76	(3,106.28)	46.11	(143,241.55)	(18.1%)
Livepeer	LPT	Other Coins	969.04	1,020.89	51.85	8.06	418.07	5.4%
Terra Classic	LUNC	Other Coins	31,132,476.38	26,188,786.04	(4,943,690.34)	0.00	(298.83)	(15.9%)
Maker	MKR	Other Coins	3.36	-	(3.36)	787.22	(2,643.22)	(100.0%)
Polygon	MATIC	Other Coins	6,493,340.65	4,955,834.94	(1,537,505.71)	0.41	(637,533.85)	(23.7%)
Dai	DAI	USD/Stable Coins	490,361.91	468,665.34	(21,696.57)	1.00	(21,703.08)	(4.4%)
OMG Network	OMG	Other Coins	5,920.04	5,892.95	(27.09)	1.92	(52.10)	(0.5%)
Ox	ZRX	Other Coins	246,216.37	179,877.96	(66,338.41)	0.25	(16,652.72)	(26.9%)
Pax Dollar	USDP	USD/Stable Coins	385,620.99	279,898.80	(105,722.19)	1.00	(105,738.75)	(27.4%)
Paxos Gold	PAXG	Other Coins	609.41	308.33	(301.08)	1,814.08	(546,178.92)	(49.4%)
XRP	XRP	Other Coins	3,408,489.73	3,413,682.23	5,192.50	0.32	1,666.93	0.2%
Solana	SOL	Other Coins	77,584.74	50,512.95	(27,071.79)	29.55	(799,893.60)	(34.9%)
Songbird	SGB	Other Coins	565,023.37	558,228.13	(6,795.23)	0.03	(185.51)	(1.2%)
SparkLab	SPARK	Other Coins	414,442.19	-	(414,442.19)	0.00	(138.07)	(100.0%)

Schedule 2

Pg 112 of 214

Surplus/(Deficit) of Crypto Assets in Custody Wallets to Custody Account Balances

06/14/22

Crypto Asset	Symbol	Celsius Grouping ³	Custody Account Balance ^{1,A}	Custody Wallet ^B	Surplus/(Deficit) # of Crypto Asset	\$ Crypto Asset ^C	Surplus/(Deficit) \$ of Crypto Asset ²	Surplus/(Deficit) % ⁴
Stellar Lumens	XLM	Other Coins	3,181,079.85	2,379,782.80	(801,297.05)	0.11	(90,249.47)	(25.2%)
SushiSwap	SUSHI	Other Coins	13,506.08	10,327.24	(3,178.84)	1.00	(3,186.95)	(23.5%)
Synthetic	SNX	Other Coins	204,083.41	154,363.26	(49,720.15)	1.86	(92,239.02)	(24.4%)
Tether	USDT	USD/Stable Coins	2,037,030.43	1,792,722.88	(244,307.55)	1.00	(243,882.33)	(12.0%)
Tezos	XTZ	Other Coins	47,183.48	31,637.71	(15,545.77)	1.45	(22,502.46)	(32.9%)
TrueAUD ⁴	TAUD	Other Coins	0.03	0.03	0.00	0.55	0.00	11.0%
TrueCAD ⁴	TCAD	Other Coins	5.97	6.27	0.30	0.63	0.19	5.0%
TrueGBP ⁴	TGBP	Other Coins	77,578.16	77,578.16	(0.00)	0.83	(0.00)	(0.0%)
TrueHKD ⁴	THKD	Other Coins	-	-	-	0.11	-	-
TrueUSD	TUSD	USD/Stable Coins	292,275.73	276,023.41	(16,252.32)	1.00	(16,257.04)	(5.6%)
UMA	UMA	Other Coins	2,602.95	1,378.11	(1,224.84)	2.83	(3,463.16)	(47.1%)
Uniswap	UNI	Other Coins	45,893.30	25,266.95	(20,626.35)	3.86	(79,593.08)	(44.9%)
USD Coin	USDC	USD/Stable Coins	34,978,628.81	34,162,223.60	(816,405.21)	1.00	(816,987.63)	(2.3%)
TerraClassicUSD	USTC	Other Coins	699,389.95	751,926.13	52,536.18	-	-	7.5%
Wrapped Bitcoin	WBTC	BTC & Equivalents	1.20	1.20	0.00	22,111.87	80.99	0.3%
yearn.finance	YFI	Other Coins	0.30	0.44	0.14	4,888.50	683.64	46.6%
ZUSD	ZUSD	USD/Stable Coins	0.06	1.00	0.94	1.02	0.96	1,566.6%
Zcash	ZEC	Other Coins	2,226.58	2,430.67	204.09	64.03	13,067.75	9.2%
Total Surplus/(Deficit):							\$ (43,256,153.06)	

Schedule 2

Pg 113 of 214

Surplus/(Deficit) of Crypto Assets in Custody Wallets to Custody Account Balances

06/15/22

Crypto Asset	Symbol	Celsius Grouping ³	Custody Account Balance ^{1A}	Custody Wallet ^B	Surplus/ (Deficit) # of Crypto Asset	\$ Crypto Asset ^C	Surplus/ (Deficit) \$ of Crypto Asset ²	Surplus/ (Deficit) % ⁴
1inch Network	1INCH	Other Coins	36,109.65	31,221.32	(4,888.33)	0.63	(3,081.08)	(13.5%)
Aave	AAVE	Other Coins	4,034.32	2,041.32	(1,993.00)	66.56	(132,657.93)	(49.4%)
Avalanche	AVAX	Other Coins	41,344.98	23,156.31	(18,188.67)	18.29	(332,690.67)	(44.0%)
Badger DAO	BADGER	Other Coins	84.09	-	(84.09)	3.48	(293.01)	(100.0%)
Bancor	BNT	Other Coins	9,451.08	8,555.96	(895.12)	0.76	(679.42)	(9.5%)
Basic Attention Token	BAT	Other Coins	2,378,481.98	199,912.77	(2,178,569.21)	0.36	(787,911.92)	(91.6%)
Binance	BNB	Other Coins	62.10	62.10	0.00	233.31	0.81	0.0%
Binance USD	BUSD	USD/Stable Coins	156,580.44	136,802.55	(19,777.89)	1.00	(19,783.14)	(12.6%)
Bitcoin	BTC	BTC & Equivalents	3,429.60	2,568.85	(860.75)	22,557.78	(19,416,594.24)	(25.1%)
Bitcoin Cash	BCH	Other Coins	1,092.17	618.10	(474.07)	127.81	(60,592.70)	(43.4%)
Bitcoin SV	BSV	Other Coins	1,082.33	437.76	(644.57)	55.41	(35,718.01)	(59.6%)
Cardano	ADA	Other Coins	8,409,306.80	5,067,954.81	(3,341,351.98)	0.53	(1,784,893.94)	(39.7%)
Celsius	CEL	CEL	1,903,290.54	1,210,940.13	(692,350.41)	0.61	(423,986.96)	(36.4%)
ChainLink	LINK	Other Coins	427,697.03	401,653.52	(26,043.51)	7.32	(190,629.00)	(6.1%)
Compound	COMP	Other Coins	989.88	672.05	(317.83)	35.56	(11,301.93)	(32.1%)
Curve DAO Token	CRV	Other Coins	6,469.49	3,743.80	(2,725.69)	0.77	(2,089.87)	(42.1%)
Dash	DASH	Other Coins	1,969.10	1,446.68	(522.42)	45.85	(23,952.36)	(26.5%)
Decentraland	MANA	Other Coins	276,053.43	164,163.37	(111,890.06)	0.92	(103,051.53)	(40.5%)
Dogecoin	DOGE	Other Coins	3,758,676.22	3,622,839.71	(135,836.52)	0.06	(8,527.89)	(3.6%)
Polkadot ⁴	DOT	Other Coins	157,631.99	125,184.76	(32,447.23)	8.49	(275,484.26)	(20.6%)
EOS	EOS	Other Coins	92,356.77	27,257.28	(65,099.49)	1.01	(65,631.59)	(70.5%)
Ether	ETH	ETH & Equivalents	38,075.27	27,135.60	(10,939.67)	1,236.43	(13,526,155.66)	(28.7%)
Ethereum Classic	ETC	Other Coins	8,077.45	7,338.55	(738.90)	15.86	(11,719.49)	(9.1%)
Gemini dollar	GUSD	USD/Stable Coins	4,381,668.61	1,954,097.47	(2,427,571.14)	1.01	(2,441,214.30)	(55.4%)
Kyber Network Crystal v2	KNC	Other Coins	39,038.75	37,910.17	(1,128.58)	1.52	(1,719.23)	(2.9%)
Litecoin	LTC	Other Coins	17,189.64	14,059.76	(3,129.88)	50.61	(158,392.22)	(18.2%)
Livepeer	LPT	Other Coins	969.04	1,020.89	51.85	8.46	438.45	5.4%
Terra Classic	LUNC	Other Coins	31,132,476.38	26,188,786.04	(4,943,690.34)	0.00	(305.01)	(15.9%)
Maker	MKR	Other Coins	3.36	-	(3.36)	828.45	(2,781.66)	(100.0%)
Polygon	MATIC	Other Coins	6,525,278.34	4,955,834.94	(1,569,443.41)	0.44	(689,070.65)	(24.1%)
Dai	DAI	USD/Stable Coins	488,671.14	468,665.34	(20,005.80)	1.00	(20,026.12)	(4.1%)
OMG Network	OMG	Other Coins	5,920.04	5,892.95	(27.09)	2.03	(54.91)	(0.5%)
Ox	ZRX	Other Coins	246,216.37	179,877.96	(66,338.41)	0.27	(18,184.49)	(26.9%)
Pax Dollar	USDP	USD/Stable Coins	385,636.51	279,898.80	(105,737.71)	1.00	(105,701.40)	(27.4%)
Paxos Gold	PAXG	Other Coins	609.41	308.33	(301.08)	1,838.17	(553,433.08)	(49.4%)
XRP	XRP	Other Coins	3,408,499.93	3,413,682.23	5,182.30	0.34	1,778.51	0.2%
Solana	SOL	Other Coins	77,584.74	50,512.95	(27,071.79)	34.71	(939,689.98)	(34.9%)
Songbird	SGB	Other Coins	565,023.37	558,228.13	(6,795.23)	0.03	(192.86)	(1.2%)
SparkLab	SPARK	Other Coins	414,442.19	-	(414,442.19)	0.00	(152.29)	(100.0%)

Schedule 2

Pg 114 of 214

Surplus/(Deficit) of Crypto Assets in Custody Wallets to Custody Account Balances

06/15/22

Crypto Asset	Symbol	Celsius Grouping ³	Custody Account Balance ^{1A}	Custody Wallet ^B	Surplus/(Deficit) # of Crypto Asset	\$ Crypto Asset ^C	Surplus/(Deficit) \$ of Crypto Asset ²	Surplus/(Deficit) % ⁴
Stellar Lumens	XLM	Other Coins	4,179,753.50	2,379,782.80	(1,799,970.70)	0.12	(217,769.15)	(43.1%)
SushiSwap	SUSHI	Other Coins	13,506.08	10,327.24	(3,178.84)	1.11	(3,529.87)	(23.5%)
Synthetic	SNX	Other Coins	204,302.27	154,363.26	(49,939.01)	1.95	(97,560.63)	(24.4%)
Tether	USDT	USD/Stable Coins	1,985,869.56	1,792,722.88	(193,146.68)	1.00	(192,994.33)	(9.7%)
Tezos	XTZ	Other Coins	47,183.48	31,637.71	(15,545.77)	1.53	(23,754.41)	(32.9%)
TrueAUD ⁴	TAUD	Other Coins	0.03	0.03	0.00	0.55	0.00	11.0%
TrueCAD ⁴	TCAD	Other Coins	5.97	6.27	0.30	0.63	0.19	5.0%
TrueGBP ⁴	TGBP	Other Coins	77,578.16	77,578.16	(0.00)	0.83	(0.00)	(0.0%)
TrueHKD ⁴	THKD	Other Coins	-	-	-	0.11	-	-
TrueUSD	TUSD	USD/Stable Coins	292,273.65	276,023.41	(16,250.24)	1.00	(16,252.62)	(5.6%)
UMA	UMA	Other Coins	2,602.95	1,378.11	(1,224.84)	2.77	(3,398.45)	(47.1%)
Uniswap	UNI	Other Coins	45,893.30	25,266.95	(20,626.35)	4.42	(91,073.36)	(44.9%)
USD Coin	USDC	USD/Stable Coins	35,268,138.85	34,162,223.60	(1,105,915.25)	1.00	(1,106,229.00)	(3.1%)
TerraClassicUSD	USTC	Other Coins	699,437.95	751,926.13	52,488.18	-	-	7.5%
Wrapped Bitcoin	WBTC	BTC & Equivalents	1.20	1.20	0.00	22,581.39	82.71	0.3%
yearn.finance	YFI	Other Coins	0.30	0.44	0.14	5,348.94	748.02	46.6%
ZUSD	ZUSD	USD/Stable Coins	0.06	1.00	0.94	1.00	0.94	1,566.6%
Zcash	ZEC	Other Coins	2,317.95	2,430.67	112.72	68.51	7,722.40	4.9%
Total Surplus/(Deficit):							\$ (43,890,134.61)	

Schedule 2

Pg 115 of 214

Surplus/(Deficit) of Crypto Assets in Custody Wallets to Custody Account Balances

06/19/22

Crypto Asset	Symbol	Celsius Grouping ³	Custody Account Balance ^{1A}	Custody Wallet ^B	Surplus/ (Deficit) # of Crypto Asset	\$ Crypto Asset ^C	Surplus/ (Deficit) \$ of Crypto Asset ²	Surplus/ (Deficit) % ⁴
1inch Network	1INCH	Other Coins	36,607.46	31,221.32	(5,386.14)	0.58	(3,120.52)	(14.7%)
Aave	AAVE	Other Coins	4,041.53	2,041.32	(2,000.21)	54.02	(108,045.37)	(49.5%)
Avalanche	AVAX	Other Coins	41,573.48	23,156.31	(18,417.17)	16.14	(297,293.02)	(44.3%)
Badger DAO	BADGER	Other Coins	84.09	-	(84.09)	3.07	(257.95)	(100.0%)
Bancor	BNT	Other Coins	9,451.08	8,555.96	(895.12)	0.52	(463.23)	(9.5%)
Basic Attention Token	BAT	Other Coins	2,378,481.98	199,912.77	(2,178,569.21)	0.34	(739,459.59)	(91.6%)
Binance	BNB	Other Coins	62.10	62.10	0.00	214.80	0.75	0.0%
Binance USD	BUSD	USD/Stable Coins	156,580.44	136,802.55	(19,777.89)	1.00	(19,781.49)	(12.6%)
Bitcoin	BTC	BTC & Equivalents	3,447.78	2,568.85	(878.93)	20,547.07	(18,059,537.23)	(25.5%)
Bitcoin Cash	BCH	Other Coins	1,092.03	618.10	(473.93)	120.43	(57,073.88)	(43.4%)
Bitcoin SV	BSV	Other Coins	1,082.33	437.76	(644.57)	60.08	(38,725.27)	(59.6%)
Cardano	ADA	Other Coins	8,422,932.90	5,067,954.81	(3,354,978.09)	0.48	(1,624,210.68)	(39.8%)
Celsius	CEL	CEL	1,906,442.24	1,210,940.13	(695,502.11)	0.68	(471,956.23)	(36.5%)
ChainLink	LINK	Other Coins	493,227.91	401,653.52	(91,574.39)	6.60	(604,117.58)	(18.6%)
Compound	COMP	Other Coins	989.88	672.05	(317.83)	31.97	(10,159.93)	(32.1%)
Curve DAO Token	CRV	Other Coins	6,469.49	3,743.80	(2,725.69)	0.65	(1,760.86)	(42.1%)
Dash	DASH	Other Coins	1,969.10	1,446.68	(522.42)	44.26	(23,123.85)	(26.5%)
Decentraland	MANA	Other Coins	284,998.25	164,163.37	(120,834.88)	0.83	(99,939.01)	(42.4%)
Dogecoin	DOGE	Other Coins	3,779,803.01	3,622,839.71	(156,963.30)	0.06	(9,480.21)	(4.2%)
Polkadot ⁴	DOT	Other Coins	158,492.02	125,184.76	(33,307.26)	7.52	(250,361.85)	(21.0%)
EOS	EOS	Other Coins	92,356.77	27,257.28	(65,099.49)	0.97	(62,887.90)	(70.5%)
Ether	ETH	ETH & Equivalents	42,024.82	27,135.60	(14,889.22)	1,126.85	(16,777,946.48)	(35.4%)
Ethereum Classic	ETC	Other Coins	8,231.15	7,338.55	(892.60)	15.35	(13,704.26)	(10.8%)
Gemini dollar	GUSD	USD/Stable Coins	4,400,934.42	1,954,097.47	(2,446,836.95)	1.00	(2,446,824.71)	(55.6%)
Kyber Network Crystal v2	KNC	Other Coins	39,038.75	37,910.17	(1,128.58)	1.31	(1,476.94)	(2.9%)
Litecoin	LTC	Other Coins	17,364.32	14,059.76	(3,304.56)	54.23	(179,208.83)	(19.0%)
Livepeer	LPT	Other Coins	971.27	1,020.89	49.62	7.57	375.50	5.1%
Terra Classic	LUNC	Other Coins	31,133,425.38	26,188,786.04	(4,944,639.34)	0.00	(302.11)	(15.9%)
Maker	MKR	Other Coins	3.36	-	(3.36)	904.04	(3,035.47)	(100.0%)
Polygon	MATIC	Other Coins	6,615,873.74	4,955,834.94	(1,660,038.80)	0.38	(637,232.05)	(25.1%)
Dai	DAI	USD/Stable Coins	440,488.13	468,665.34	28,177.21	1.00	28,187.56	6.4%
OMG Network	OMG	Other Coins	5,920.04	5,892.95	(27.09)	1.82	(49.20)	(0.5%)
Ox	ZRX	Other Coins	246,291.44	179,877.96	(66,413.48)	0.26	(17,537.56)	(27.0%)
Pax Dollar	USDP	USD/Stable Coins	385,122.38	279,898.80	(105,223.58)	1.00	(105,383.12)	(27.3%)
Paxos Gold	PAXG	Other Coins	613.93	308.33	(305.60)	1,841.68	(562,812.49)	(49.8%)
XRP	XRP	Other Coins	3,408,542.07	3,413,682.23	5,140.16	0.33	1,675.00	0.2%
Solana	SOL	Other Coins	77,587.40	50,512.95	(27,074.45)	34.15	(924,665.34)	(34.9%)
Songbird	SGB	Other Coins	565,023.37	558,228.13	(6,795.23)	0.00	(1.65)	(1.2%)
SparkLab	SPARK	Other Coins	414,442.19	-	(414,442.19)	0.00	(135.72)	(100.0%)

Schedule 2

Pg 116 of 214

Surplus/(Deficit) of Crypto Assets in Custody Wallets to Custody Account Balances

06/19/22

Crypto Asset	Symbol	Celsius Grouping ³	Custody Account Balance ^{1A}	Custody Wallet ^B	Surplus/(Deficit) # of Crypto Asset	\$ Crypto Asset ^C	Surplus/(Deficit) \$ of Crypto Asset ²	Surplus/(Deficit) % ⁴
Stellar Lumens	XLM	Other Coins	4,219,788.00	2,379,782.80	(1,840,005.20)	0.11	(210,915.52)	(43.6%)
SushiSwap	SUSHI	Other Coins	14,422.75	10,327.24	(4,095.51)	1.04	(4,268.28)	(28.4%)
Synthetic	SNX	Other Coins	204,442.18	154,363.26	(50,078.92)	2.09	(104,611.13)	(24.5%)
Tether	USDT	USD/Stable Coins	1,922,139.49	1,792,722.88	(129,416.61)	1.00	(129,217.21)	(6.7%)
Tezos	XTZ	Other Coins	47,183.48	31,637.71	(15,545.77)	1.39	(21,601.29)	(32.9%)
TrueAUD ⁴	TAUD	Other Coins	0.03	0.03	0.00	0.55	0.00	11.0%
TrueCAD ⁴	TCAD	Other Coins	5.97	6.27	0.30	0.63	0.19	5.0%
TrueGBP ⁴	TGBP	Other Coins	77,578.16	77,578.16	(0.00)	0.83	(0.00)	(0.0%)
TrueHKD ⁴	THKD	Other Coins	-	-	-	0.11	-	-
TrueUSD	TUSD	USD/Stable Coins	291,144.09	276,023.41	(15,120.68)	1.00	(15,121.37)	(5.2%)
UMA	UMA	Other Coins	2,602.95	1,378.11	(1,224.84)	2.47	(3,031.30)	(47.1%)
Uniswap	UNI	Other Coins	45,893.30	25,266.95	(20,626.35)	4.19	(86,403.88)	(44.9%)
USD Coin	USDC	USD/Stable Coins	35,834,194.34	34,162,223.60	(1,671,970.74)	1.00	(1,671,992.03)	(4.7%)
TerraClassicUSD	USTC	Other Coins	699,486.68	751,926.13	52,439.45	-	-	7.5%
Wrapped Bitcoin	WBTC	BTC & Equivalents	1.20	1.20	0.00	20,532.07	75.20	0.3%
yearn.finance	YFI	Other Coins	0.32	0.44	0.12	4,741.53	563.32	37.0%
ZUSD	ZUSD	USD/Stable Coins	0.06	1.00	0.94	1.00	0.94	1,566.6%
Zcash	ZEC	Other Coins	2,254.29	2,430.67	176.38	67.41	11,890.85	7.8%
Total Surplus/(Deficit):							\$ (46,356,464.30)	

Schedule 2

Pg 117 of 214

Surplus/(Deficit) of Crypto Assets in Custody Wallets to Custody Account Balances

06/24/22

Crypto Asset	Symbol	Celsius Grouping ³	Custody Account Balance ^{1A}	Custody Wallet ^B	Surplus/(Deficit) # of Crypto Asset	\$ Crypto Asset ^C	Surplus/(Deficit) \$ of Crypto Asset ²	Surplus/(Deficit) % ⁴
1inch Network	1INCH	Other Coins	36,607.46	31,221.32	(5,386.14)	0.75	(4,017.93)	(14.7%)
Aave	AAVE	Other Coins	4,041.53	2,041.32	(2,000.21)	69.68	(139,377.42)	(49.5%)
Avalanche	AVAX	Other Coins	41,850.55	23,156.31	(18,694.24)	20.36	(380,564.41)	(44.7%)
Badger DAO	BADGER	Other Coins	84.09	-	(84.09)	3.24	(272.20)	(100.0%)
Bancor	BNT	Other Coins	9,451.08	8,555.96	(895.12)	0.52	(467.69)	(9.5%)
Basic Attention Token	BAT	Other Coins	2,378,481.98	199,912.77	(2,178,569.21)	0.43	(937,559.38)	(91.6%)
Binance	BNB	Other Coins	62.10	62.10	0.00	238.71	0.83	0.0%
Binance USD	BUSD	USD/Stable Coins	156,580.44	136,802.55	(19,777.89)	0.99	(19,551.71)	(12.6%)
Bitcoin	BTC	BTC & Equivalents	3,467.23	2,568.85	(898.38)	21,112.96	(18,967,568.12)	(25.9%)
Bitcoin Cash	BCH	Other Coins	1,092.04	618.10	(473.94)	113.41	(53,748.17)	(43.4%)
Bitcoin SV	BSV	Other Coins	1,082.33	437.76	(644.57)	63.68	(41,047.96)	(59.6%)
Cardano	ADA	Other Coins	8,521,064.28	5,067,954.81	(3,453,109.47)	0.50	(1,710,028.85)	(40.5%)
Celsius	CEL	CEL	1,907,263.51	1,210,940.13	(696,323.38)	1.05	(728,808.43)	(36.5%)
ChainLink	LINK	Other Coins	493,921.04	401,653.52	(92,267.52)	7.22	(666,034.89)	(18.7%)
Compound	COMP	Other Coins	989.88	672.05	(317.83)	46.05	(14,635.90)	(32.1%)
Curve DAO Token	CRV	Other Coins	6,469.49	3,743.80	(2,725.69)	0.84	(2,278.15)	(42.1%)
Dash	DASH	Other Coins	1,969.12	1,446.68	(522.44)	51.37	(26,837.30)	(26.5%)
Decentraland	MANA	Other Coins	284,998.25	164,163.37	(120,834.88)	0.93	(112,521.06)	(42.4%)
Dogecoin	DOGE	Other Coins	3,815,227.79	3,622,839.71	(192,388.08)	0.07	(12,788.96)	(5.0%)
Polkadot ⁴	DOT	Other Coins	160,989.79	125,184.76	(35,805.03)	8.13	(291,103.97)	(22.2%)
EOS	EOS	Other Coins	92,356.81	27,257.28	(65,099.53)	0.99	(64,705.12)	(70.5%)
Ether	ETH	ETH & Equivalents	41,989.03	27,135.60	(14,853.43)	1,217.02	(18,076,882.43)	(35.4%)
Ethereum Classic	ETC	Other Coins	8,242.62	7,338.55	(904.07)	16.26	(14,699.55)	(11.0%)
Gemini dollar	GUSD	USD/Stable Coins	4,625,182.47	1,954,097.47	(2,671,085.00)	0.99	(2,642,504.39)	(57.8%)
Kyber Network Crystal v2	KNC	Other Coins	39,038.75	37,910.17	(1,128.58)	1.42	(1,607.39)	(2.9%)
Litecoin	LTC	Other Coins	17,443.23	14,059.76	(3,383.47)	55.50	(187,787.98)	(19.4%)
Livepeer	LPT	Other Coins	971.27	1,020.89	49.62	10.46	519.00	5.1%
Terra Classic	LUNC	Other Coins	31,133,425.38	26,188,786.04	(4,944,639.34)	0.00	(290.87)	(15.9%)
Maker	MKR	Other Coins	3.36	-	(3.36)	1,034.37	(3,473.08)	(100.0%)
Polygon	MATIC	Other Coins	6,625,041.88	4,955,834.94	(1,669,206.94)	0.60	(1,007,775.80)	(25.2%)
Dai	DAI	USD/Stable Coins	438,797.20	468,665.34	29,868.14	0.99	29,582.12	6.8%
OMG Network	OMG	Other Coins	5,920.04	5,892.95	(27.09)	1.99	(53.79)	(0.5%)
Ox	ZRX	Other Coins	246,291.44	179,877.96	(66,413.48)	0.30	(19,927.08)	(27.0%)
Pax Dollar	USDP	USD/Stable Coins	385,122.38	279,898.80	(105,223.58)	1.00	(105,153.76)	(27.3%)
Paxos Gold	PAXG	Other Coins	613.93	308.33	(305.60)	1,753.16	(535,761.01)	(49.8%)
XRP	XRP	Other Coins	3,408,582.90	3,413,682.23	5,099.33	0.37	1,870.41	0.1%
Solana	SOL	Other Coins	77,992.07	50,512.95	(27,479.12)	41.69	(1,145,603.24)	(35.2%)
Songbird	SGB	Other Coins	565,023.37	558,228.13	(6,795.23)	0.03	(224.55)	(1.2%)
SparkLab	SPARK	Other Coins	414,442.19	-	(414,442.19)	0.00	(140.33)	(100.0%)

Schedule 2

Pg 118 of 214

Surplus/(Deficit) of Crypto Assets in Custody Wallets to Custody Account Balances

06/24/22

Crypto Asset	Symbol	Celsius Grouping ³	Custody Account Balance ^{1A}	Custody Wallet ^B	Surplus/(Deficit) # of Crypto Asset	\$ Crypto Asset ^C	Surplus/(Deficit) \$ of Crypto Asset ²	Surplus/(Deficit) % ⁴
Stellar Lumens	XLM	Other Coins	4,221,235.98	2,379,782.80	(1,841,453.18)	0.13	(234,127.89)	(43.6%)
SushiSwap	SUSHI	Other Coins	14,422.75	10,327.24	(4,095.51)	1.27	(5,221.46)	(28.4%)
Synthetic	SNX	Other Coins	204,442.18	154,363.26	(50,078.92)	2.96	(148,105.63)	(24.5%)
Tether	USDT	USD/Stable Coins	1,924,254.29	1,792,722.88	(131,531.41)	1.00	(131,251.56)	(6.8%)
Tezos	XTZ	Other Coins	47,454.93	31,637.71	(15,817.22)	1.53	(24,130.83)	(33.3%)
TrueAUD ⁴	TAUD	Other Coins	0.03	0.03	0.00	0.55	0.00	11.0%
TrueCAD ⁴	TCAD	Other Coins	5.97	6.27	0.30	0.63	0.19	5.0%
TrueGBP ⁴	TGBP	Other Coins	77,578.16	77,578.16	(0.00)	0.83	(0.00)	(0.0%)
TrueHKD ⁴	THKD	Other Coins	-	-	-	0.11	-	-
TrueUSD	TUSD	USD/Stable Coins	291,142.42	276,023.41	(15,119.01)	0.99	(14,986.03)	(5.2%)
UMA	UMA	Other Coins	2,602.95	1,378.11	(1,224.84)	2.81	(3,443.61)	(47.1%)
Uniswap	UNI	Other Coins	45,893.30	25,266.95	(20,626.35)	5.43	(112,066.66)	(44.9%)
USD Coin	USDC	USD/Stable Coins	36,085,375.74	34,162,223.60	(1,923,152.14)	0.99	(1,912,791.00)	(5.3%)
TerraClassicUSD	USTC	Other Coins	699,486.68	751,926.13	52,439.45	-	-	7.5%
Wrapped Bitcoin	WBTC	BTC & Equivalents	1.20	1.20	0.00	21,238.05	77.79	0.3%
yearn.finance	YFI	Other Coins	0.32	0.44	0.12	7,049.40	837.50	37.0%
ZUSD	ZUSD	USD/Stable Coins	0.06	1.00	0.94	1.00	0.94	1,566.6%
Zcash	ZEC	Other Coins	2,328.95	2,430.67	101.72	68.53	6,971.30	4.4%
Total Surplus/(Deficit):							\$ (50,462,067.48)	

Schedule 2

Pg 119 of 214

Surplus/(Deficit) of Crypto Assets in Custody Wallets to Custody Account Balances

06/27/22

Crypto Asset	Symbol	Celsius Grouping ³	Custody Account Balance ^{1,A}	Custody Wallet ^B	Surplus/ (Deficit) # of Crypto Asset	\$ Crypto Asset ^C	Surplus/ (Deficit) \$ of Crypto Asset ²	Surplus/ (Deficit) % ⁴
1inch Network	1INCH	Other Coins	36,607.46	31,221.32	(5,386.14)	0.67	(3,621.53)	(14.7%)
Aave	AAVE	Other Coins	4,041.53	2,041.32	(2,000.21)	65.45	(130,914.31)	(49.5%)
Avalanche	AVAX	Other Coins	41,971.44	23,156.31	(18,815.13)	19.29	(362,989.97)	(44.8%)
Badger DAO	BADGER	Other Coins	84.09	-	(84.09)	3.19	(268.33)	(100.0%)
Bancor	BNT	Other Coins	9,451.08	8,555.96	(895.12)	0.51	(457.65)	(9.5%)
Basic Attention Token	BAT	Other Coins	2,378,481.98	199,912.77	(2,178,569.21)	0.39	(844,160.26)	(91.6%)
Binance	BNB	Other Coins	62.10	62.10	0.00	233.46	0.81	0.0%
Binance USD	BUSD	USD/Stable Coins	157,721.53	136,802.55	(20,918.98)	1.00	(20,918.95)	(13.3%)
Bitcoin	BTC	BTC & Equivalents	3,513.22	2,568.85	(944.37)	20,719.11	(19,566,431.10)	(26.9%)
Bitcoin Cash	BCH	Other Coins	1,092.04	618.10	(473.94)	111.36	(52,780.07)	(43.4%)
Bitcoin SV	BSV	Other Coins	1,082.33	437.76	(644.57)	59.95	(38,639.33)	(59.6%)
Cardano	ADA	Other Coins	8,524,309.45	5,067,954.81	(3,456,354.64)	0.49	(1,676,348.36)	(40.5%)
Celsius	CEL	CEL	1,907,813.85	1,210,940.13	(696,873.72)	0.76	(529,113.77)	(36.5%)
ChainLink	LINK	Other Coins	493,921.04	401,653.52	(92,267.52)	6.54	(603,598.91)	(18.7%)
Compound	COMP	Other Coins	989.88	672.05	(317.83)	49.69	(15,792.06)	(32.1%)
Curve DAO Token	CRV	Other Coins	6,469.49	3,743.80	(2,725.69)	0.74	(2,004.80)	(42.1%)
Dash	DASH	Other Coins	1,969.12	1,446.68	(522.44)	49.05	(25,627.65)	(26.5%)
Decentraland	MANA	Other Coins	285,068.50	164,163.37	(120,905.13)	0.96	(116,582.28)	(42.4%)
Dogecoin	DOGE	Other Coins	3,820,512.26	3,622,839.71	(197,672.55)	0.07	(14,241.31)	(5.2%)
Polkadot ⁴	DOT	Other Coins	160,993.46	125,184.76	(35,808.70)	7.73	(276,780.62)	(22.2%)
EOS	EOS	Other Coins	92,356.81	27,257.28	(65,099.53)	0.98	(63,979.91)	(70.5%)
Ether	ETH	ETH & Equivalents	42,154.27	27,135.60	(15,018.67)	1,191.13	(17,889,243.32)	(35.6%)
Ethereum Classic	ETC	Other Coins	8,251.70	7,338.55	(913.15)	16.54	(15,105.08)	(11.1%)
Gemini dollar	GUSD	USD/Stable Coins	4,625,124.06	1,954,097.47	(2,671,026.59)	1.00	(2,665,448.60)	(57.8%)
Kyber Network Crystal v2	KNC	Other Coins	39,038.75	37,910.17	(1,128.58)	1.41	(1,587.51)	(2.9%)
Litecoin	LTC	Other Coins	17,447.12	14,059.76	(3,387.36)	55.82	(189,086.38)	(19.4%)
Livepeer	LPT	Other Coins	971.27	1,020.89	49.62	9.39	465.99	5.1%
Terra Classic	LUNC	Other Coins	31,133,425.38	26,188,786.04	(4,944,639.34)	0.00	(440.10)	(15.9%)
Maker	MKR	Other Coins	3.36	-	(3.36)	1,001.08	(3,361.29)	(100.0%)
Polygon	MATIC	Other Coins	6,627,749.77	4,955,834.94	(1,671,914.83)	0.53	(888,309.74)	(25.2%)
Dai	DAI	USD/Stable Coins	437,676.95	468,665.34	30,988.39	1.01	31,190.10	7.1%
OMG Network	OMG	Other Coins	5,920.04	5,892.95	(27.09)	1.99	(53.79)	(0.5%)
Ox	ZRX	Other Coins	246,291.44	179,877.96	(66,413.48)	0.32	(21,458.77)	(27.0%)
Pax Dollar	USDP	USD/Stable Coins	388,062.32	279,898.80	(108,163.52)	1.01	(109,649.26)	(27.9%)
Paxos Gold	PAXG	Other Coins	613.93	308.33	(305.60)	1,828.57	(558,807.95)	(49.8%)
XRP	XRP	Other Coins	3,408,611.75	3,413,682.23	5,070.48	0.35	1,790.51	0.1%
Solana	SOL	Other Coins	77,992.67	50,512.95	(27,479.72)	38.48	(1,057,454.12)	(35.2%)
Songbird	SGB	Other Coins	565,023.37	558,228.13	(6,795.23)	0.03	(215.80)	(1.2%)
SparkLab	SPARK	Other Coins	414,442.19	-	(414,442.19)	0.00	(150.00)	(100.0%)

Schedule 2

Pg 120 of 214

Surplus/(Deficit) of Crypto Assets in Custody Wallets to Custody Account Balances

06/27/22

Crypto Asset	Symbol	Celsius Grouping ³	Custody Account Balance ^{1A}	Custody Wallet ^B	Surplus/(Deficit) # of Crypto Asset	\$ Crypto Asset ^C	Surplus/(Deficit) \$ of Crypto Asset ²	Surplus/(Deficit) % ⁴
Stellar Lumens	XLM	Other Coins	4,221,261.42	2,379,782.80	(1,841,478.62)	0.12	(218,905.43)	(43.6%)
SushiSwap	SUSHI	Other Coins	14,422.75	10,327.24	(4,095.51)	1.15	(4,699.15)	(28.4%)
Synthetic	SNX	Other Coins	204,442.18	154,363.26	(50,078.92)	2.43	(121,518.90)	(24.5%)
Tether	USDT	USD/Stable Coins	1,923,088.41	1,792,722.88	(130,365.53)	1.00	(130,211.25)	(6.8%)
Tezos	XTZ	Other Coins	47,454.93	31,637.71	(15,817.22)	1.60	(25,279.83)	(33.3%)
TrueAUD ⁴	TAUD	Other Coins	0.03	0.03	0.00	0.55	0.00	11.0%
TrueCAD ⁴	TCAD	Other Coins	5.97	6.27	0.30	0.63	0.19	5.0%
TrueGBP ⁴	TGBP	Other Coins	77,578.16	77,578.16	(0.00)	0.83	(0.00)	(0.0%)
TrueHKD ⁴	THKD	Other Coins	-	-	-	0.11	-	-
TrueUSD	TUSD	USD/Stable Coins	291,142.42	276,023.41	(15,119.01)	1.00	(15,120.97)	(5.2%)
UMA	UMA	Other Coins	2,602.95	1,378.11	(1,224.84)	2.70	(3,308.82)	(47.1%)
Uniswap	UNI	Other Coins	45,893.30	25,266.95	(20,626.35)	5.33	(109,862.90)	(44.9%)
USD Coin	USDC	USD/Stable Coins	36,078,193.35	34,162,223.60	(1,915,969.75)	1.00	(1,922,228.69)	(5.3%)
TerraClassicUSD	USTC	Other Coins	699,486.68	751,926.13	52,439.45	-	-	7.5%
Wrapped Bitcoin	WBTC	BTC & Equivalents	1.20	1.20	0.00	20,913.70	76.60	0.3%
yearn.finance	YFI	Other Coins	0.32	0.44	0.12	6,203.72	737.03	37.0%
ZUSD	ZUSD	USD/Stable Coins	0.06	1.00	0.94	1.00	0.94	1,566.6%
Zcash	ZEC	Other Coins	2,329.88	2,430.67	100.79	62.25	6,273.78	4.3%
Total Surplus/(Deficit):							\$ (50,256,222.86)	

Schedule 2

Pg 121 of 214

Surplus/(Deficit) of Crypto Assets in Custody Wallets to Custody Account Balances

06/28/22

Crypto Asset	Symbol	Celsius Grouping ³	Custody	Custody	Surplus/	Surplus/	Surplus/	
			Account Balance ^{1,A}	Wallet ^B	(Deficit) # of Crypto Asset	(Deficit) \$ of Crypto Asset ^C	(Deficit) % ⁴	
1inch Network	1INCH	Other Coins	36,607.46	36,607.46	(0.00)	0.74	(0.00)	(0.0%)
Aave	AAVE	Other Coins	4,041.53	2,041.32	(2,000.21)	60.08	(120,180.87)	(49.5%)
Avalanche	AVAX	Other Coins	41,986.75	41,986.75	0.00	18.09	0.01	0.0%
Badger DAO	BADGER	Other Coins	84.09	-	(84.09)	3.10	(260.56)	(100.0%)
Bancor	BNT	Other Coins	9,451.08	8,555.96	(895.12)	0.50	(447.60)	(9.5%)
Basic Attention Token	BAT	Other Coins	2,378,508.97	2,378,508.97	0.00	0.37	0.00	0.0%
Binance	BNB	Other Coins	62.10	62.10	0.00	226.71	0.79	0.0%
Binance USD	BUSD	USD/Stable Coins	157,721.53	157,721.53	(0.00)	1.00	(0.00)	(0.0%)
Bitcoin	BTC	BTC & Equivalents	3,513.56	3,513.55	(0.01)	20,256.41	(275.52)	(0.0%)
Bitcoin Cash	BCH	Other Coins	1,092.05	1,092.05	0.00	103.14	0.06	0.0%
Bitcoin SV	BSV	Other Coins	1,082.33	1,082.33	(0.00)	57.06	(0.22)	(0.0%)
Cardano	ADA	Other Coins	8,524,318.12	8,524,318.12	0.00	0.47	0.00	0.0%
Celsius	CEL	CEL	1,908,048.37	1,908,048.37	(0.00)	0.70	(0.00)	(0.0%)
ChainLink	LINK	Other Coins	493,921.04	493,921.04	0.00	6.31	0.03	0.0%
Compound	COMP	Other Coins	989.88	989.88	0.00	46.60	0.13	0.0%
Curve DAO Token	CRV	Other Coins	6,469.49	6,469.49	(0.00)	0.70	(0.00)	(0.0%)
Dash	DASH	Other Coins	1,969.12	1,969.12	0.00	46.31	0.19	0.0%
Decentraland	MANA	Other Coins	285,068.50	285,068.50	(0.00)	0.89	(0.00)	(0.0%)
Dogecoin	DOGE	Other Coins	3,821,474.84	3,821,474.29	(0.56)	0.07	(0.04)	(0.0%)
Polkadot ⁴	DOT	Other Coins	160,993.46	160,989.76	(3.70)	7.30	(27.01)	(0.0%)
EOS	EOS	Other Coins	92,356.81	92,356.81	(0.00)	0.94	(0.00)	(0.0%)
Ether	ETH	ETH & Equivalents	42,179.92	42,179.94	0.02	1,142.74	19.48	0.0%
Ethereum Classic	ETC	Other Coins	8,253.80	8,253.80	0.00	15.42	0.06	0.0%
Gemini dollar	GUSD	USD/Stable Coins	4,624,594.50	4,624,594.50	0.00	0.99	0.00	0.0%
Kyber Network Crystal v2	KNC	Other Coins	39,038.75	37,910.17	(1,128.58)	1.34	(1,514.52)	(2.9%)
Litecoin	LTC	Other Coins	17,448.37	17,448.37	0.00	52.64	0.07	0.0%
Livepeer	LPT	Other Coins	971.27	1,020.89	49.62	9.10	451.33	5.1%
Terra Classic	LUNC	Other Coins	31,133,425.38	26,188,786.04	(4,944,639.34)	0.00	(533.77)	(15.9%)
Maker	MKR	Other Coins	3.36	-	(3.36)	945.00	(3,172.99)	(100.0%)
Polygon	MATIC	Other Coins	6,627,750.02	6,627,750.03	0.00	0.51	0.00	0.0%
Dai	DAI	USD/Stable Coins	437,077.60	468,665.34	31,587.74	0.95	30,100.32	7.2%
OMG Network	OMG	Other Coins	5,920.04	5,892.95	(27.09)	1.86	(50.26)	(0.5%)
Ox	ZRX	Other Coins	246,291.44	246,291.44	0.00	0.32	0.00	0.0%
Pax Dollar	USDP	USD/Stable Coins	393,164.87	393,164.87	0.00	1.00	0.00	0.0%
Paxos Gold	PAXG	Other Coins	613.97	308.33	(305.64)	1,822.20	(556,929.11)	(49.8%)
XRP	XRP	Other Coins	3,408,611.75	3,413,682.23	5,070.48	0.34	1,708.99	0.1%
Solana	SOL	Other Coins	78,003.66	78,008.66	5.00	35.30	176.63	0.0%
Songbird	SGB	Other Coins	565,023.37	558,228.13	(6,795.23)	0.03	(211.99)	(1.2%)
SparkLab	SPARK	Other Coins	414,442.19	-	(414,442.19)	0.00	(144.29)	(100.0%)

Schedule 2

Pg 122 of 214

Surplus/(Deficit) of Crypto Assets in Custody Wallets to Custody Account Balances

06/28/22

Crypto Asset	Symbol	Celsius Grouping ³	Custody	Custody	Surplus/	Surplus/	Surplus/		
			Account	Wallet ^B	(Deficit)	(Deficit)	(Deficit)		
			Balance ^{1A}		# of Crypto Asset	\$ Crypto Asset ^C	\$ of Crypto Asset ²	% ⁴	
Stellar Lumens	XLM	Other Coins	4,221,261.42	4,221,260.80	(0.62)	0.11	(0.07)	(0.0%)	
SushiSwap	SUSHI	Other Coins	14,422.75	14,672.91	250.16	1.08	270.76	1.7%	
Synthetic	SNX	Other Coins	204,442.18	204,442.18	(0.00)	2.48	(0.00)	(0.0%)	
Tether	USDT	USD/Stable Coins	1,922,901.63	1,922,901.63	(0.00)	1.00	(0.00)	(0.0%)	
Tezos	XTZ	Other Coins	47,454.93	47,499.57	44.64	1.51	67.48	0.1%	
TrueAUD ⁴	TAUD	Other Coins	0.03	0.03	0.00	0.55	0.00	11.0%	
TrueCAD ⁴	TCAD	Other Coins	5.97	6.27	0.30	0.63	0.19	5.0%	
TrueGBP ⁴	TGBP	Other Coins	77,578.16	77,578.16	(0.00)	0.83	(0.00)	(0.0%)	
TrueHKD ⁴	THKD	Other Coins	-	-	-	0.11	-	-	
TrueUSD	TUSD	USD/Stable Coins	291,142.42	291,142.42	(0.00)	1.00	(0.00)	(0.0%)	
UMA	UMA	Other Coins	2,602.95	2,602.95	0.00	2.59	0.00	0.0%	
Uniswap	UNI	Other Coins	45,893.30	45,893.30	(0.00)	4.92	(0.00)	(0.0%)	
USD Coin	USDC	USD/Stable Coins	36,077,066.84	36,077,066.84	0.00	1.00	0.00	0.0%	
TerraClassicUSD	USTC	Other Coins	699,486.68	751,926.13	52,439.45	-	-	7.5%	
Wrapped Bitcoin	WBTC	BTC & Equivalents	1.20	1.20	0.00	20,261.97	74.21	0.3%	
yearn.finance	YFI	Other Coins	0.32	0.44	0.12	5,643.09	670.42	37.0%	
ZUSD	ZUSD	USD/Stable Coins	0.06	1.00	0.94	1.15	1.08	1,566.6%	
Zcash	ZEC	Other Coins	2,330.02	2,430.67	100.65	58.83	5,921.74	4.3%	
Total Surplus/(Deficit):							\$	(644,284.86)	

Schedule 2

Surplus/(Deficit) of Crypto Assets in Custody Wallets to Custody Account Balances

06/29/22

Crypto Asset	Symbol	Celsius Grouping ³	Custody	Custody	Surplus/	Surplus/	Surplus/	
			Account Balance ^{1,A}	Wallet ^B	(Deficit) # of Crypto Asset	(Deficit) \$ of Crypto Asset ^C	(Deficit) % ⁴	
1inch Network	1INCH	Other Coins	36,607.46	36,607.46	(0.00)	0.71	(0.00)	(0.0%)
Aave	AAVE	Other Coins	4,041.53	2,041.32	(2,000.21)	59.81	(119,628.00)	(49.5%)
Avalanche	AVAX	Other Coins	42,048.62	42,048.62	(0.00)	17.77	(0.07)	(0.0%)
Badger DAO	BADGER	Other Coins	84.09	-	(84.09)	3.05	(256.22)	(100.0%)
Bancor	BNT	Other Coins	9,451.08	9,553.46	102.38	0.51	51.80	1.1%
Basic Attention Token	BAT	Other Coins	2,378,508.97	2,378,508.97	0.00	0.38	0.00	0.0%
Binance	BNB	Other Coins	62.10	62.10	0.00	219.44	0.76	0.0%
Binance USD	BUSD	USD/Stable Coins	157,721.53	157,721.53	(0.00)	1.00	(0.00)	(0.0%)
Bitcoin	BTC	BTC & Equivalents	3,513.95	3,513.95	0.00	20,096.42	62.19	0.0%
Bitcoin Cash	BCH	Other Coins	1,087.96	1,092.05	4.09	104.49	426.91	0.4%
Bitcoin SV	BSV	Other Coins	1,082.33	1,082.33	(0.00)	57.14	(0.22)	(0.0%)
Cardano	ADA	Other Coins	8,527,393.82	8,527,393.82	0.00	0.47	0.00	0.0%
Celsius	CEL	CEL	1,908,512.84	1,908,512.84	(0.00)	0.77	(0.00)	(0.0%)
ChainLink	LINK	Other Coins	494,057.30	494,057.30	(0.00)	6.22	(0.01)	(0.0%)
Compound	COMP	Other Coins	989.88	989.88	0.00	49.66	0.14	0.0%
Curve DAO Token	CRV	Other Coins	6,469.49	6,469.49	(0.00)	0.71	(0.00)	(0.0%)
Dash	DASH	Other Coins	1,969.12	1,969.12	0.00	44.51	0.18	0.0%
Decentraland	MANA	Other Coins	285,068.50	285,068.50	(0.00)	0.88	(0.00)	(0.0%)
Dogecoin	DOGE	Other Coins	3,834,704.21	3,834,704.22	0.00	0.07	0.00	0.0%
Polkadot ⁴	DOT	Other Coins	160,993.46	160,993.53	0.07	7.03	0.50	0.0%
EOS	EOS	Other Coins	92,356.81	92,356.81	(0.00)	0.93	(0.00)	(0.0%)
Ether	ETH	ETH & Equivalents	42,179.22	42,179.94	0.72	1,098.80	794.61	0.0%
Ethereum Classic	ETC	Other Coins	8,260.10	8,260.10	0.00	15.21	0.07	0.0%
Gemini dollar	GUSD	USD/Stable Coins	4,624,511.17	4,624,594.50	83.33	0.99	82.22	0.0%
Kyber Network Crystal v2	KNC	Other Coins	39,038.75	39,410.17	371.42	1.31	485.33	1.0%
Litecoin	LTC	Other Coins	17,450.05	17,453.76	3.71	53.59	198.77	0.0%
Livepeer	LPT	Other Coins	971.27	1,020.89	49.62	10.33	512.49	5.1%
Terra Classic	LUNC	Other Coins	31,133,425.38	31,188,786.04	55,360.66	0.00	8.93	0.2%
Maker	MKR	Other Coins	3.36	-	(3.36)	910.26	(3,056.35)	(100.0%)
Polygon	MATIC	Other Coins	6,627,753.18	6,627,760.03	6.85	0.50	3.40	0.0%
Dai	DAI	USD/Stable Coins	437,029.86	468,665.34	31,635.48	1.00	31,644.64	7.2%
OMG Network	OMG	Other Coins	5,920.04	5,992.45	72.41	1.87	135.46	1.2%
Ox	ZRX	Other Coins	246,291.44	246,291.44	0.00	0.35	0.00	0.0%
Pax Dollar	USDP	USD/Stable Coins	393,164.87	393,164.87	0.00	1.00	0.00	0.0%
Paxos Gold	PAXG	Other Coins	613.97	614.81	0.85	1,820.57	1,544.72	0.1%
XRP	XRP	Other Coins	3,408,627.46	3,413,682.23	5,054.77	0.33	1,663.52	0.1%
Solana	SOL	Other Coins	78,004.66	78,008.66	4.00	33.99	136.10	0.0%
Songbird	SGB	Other Coins	565,023.37	565,228.13	204.77	0.03	6.33	0.0%
SparkLab	SPARK	Other Coins	414,442.19	-	(414,442.19)	0.00	(143.68)	(100.0%)

Schedule 2

Surplus/(Deficit) of Crypto Assets in Custody Wallets to Custody Account Balances

06/29/22

Crypto Asset	Symbol	Celsius Grouping ³	Custody	Custody	Surplus/	Surplus/	Surplus/		
			Account	Wallet ^B	(Deficit)	(Deficit)	(Deficit)		
			Balance ^{1,A}		# of Crypto Asset	\$ Crypto Asset ^C	\$ of Crypto Asset ²	% ⁴	
Stellar Lumens	XLM	Other Coins	4,221,289.38	4,221,360.80	71.42	0.11	7.86	0.0%	
SushiSwap	SUSHI	Other Coins	14,422.75	14,672.91	250.16	1.05	262.92	1.7%	
Synthetic	SNX	Other Coins	204,442.18	204,442.18	(0.00)	2.38	(0.00)	(0.0%)	
Tether	USDT	USD/Stable Coins	1,922,649.75	1,922,901.63	251.88	1.00	251.33	0.0%	
Tezos	XTZ	Other Coins	47,454.93	47,499.57	44.64	1.48	65.89	0.1%	
TrueAUD ⁴	TAUD	Other Coins	0.03	0.03	0.00	0.55	0.00	11.0%	
TrueCAD ⁴	TCAD	Other Coins	5.97	6.27	0.30	0.63	0.19	5.0%	
TrueGBP ⁴	TGBP	Other Coins	77,578.16	77,578.16	(0.00)	0.83	(0.00)	(0.0%)	
TrueHKD ⁴	THKD	Other Coins	-	-	-	0.11	-	-	
TrueUSD	TUSD	USD/Stable Coins	291,142.42	291,142.42	(0.00)	1.00	(0.00)	(0.0%)	
UMA	UMA	Other Coins	2,602.95	2,602.95	0.00	2.56	0.00	0.0%	
Uniswap	UNI	Other Coins	45,893.30	45,893.30	(0.00)	5.11	(0.00)	(0.0%)	
USD Coin	USDC	USD/Stable Coins	36,074,955.91	36,077,066.84	2,110.93	1.00	2,111.26	0.0%	
TerraClassicUSD	USTC	Other Coins	699,486.68	751,926.13	52,439.45	-	-	7.5%	
Wrapped Bitcoin	WBTC	BTC & Equivalents	1.20	1.20	0.00	20,100.65	73.62	0.3%	
yearn.finance	YFI	Other Coins	0.32	0.44	0.12	5,598.41	665.12	37.0%	
ZUSD	ZUSD	USD/Stable Coins	0.06	1.00	0.94	1.00	0.94	1,566.6%	
Zcash	ZEC	Other Coins	2,330.03	2,430.67	100.64	57.50	5,787.15	4.3%	
Total Surplus/(Deficit):							\$	(76,099.19)	

Schedule 2

Surplus/(Deficit) of Crypto Assets in Custody Wallets to Custody Account Balances

06/30/22

Crypto Asset	Symbol	Celsius Grouping ³	Custody	Custody	Surplus/	Surplus/	Surplus/	
			Account	Wallet ^B	(Deficit)	(Deficit)	(Deficit)	
			Balance ^{1,A}		# of Crypto Asset	\$ Crypto Asset ^C	\$ of Crypto Asset ²	% ⁴
1inch Network	1INCH	Other Coins	36,607.46	36,607.46	(0.00)	0.69	(0.00)	(0.0%)
Aave	AAVE	Other Coins	4,041.53	2,041.32	(2,000.21)	57.01	(114,029.30)	(49.5%)
Avalanche	AVAX	Other Coins	42,102.09	42,108.62	6.53	16.97	110.85	0.0%
Badger DAO	BADGER	Other Coins	281.89	238.82	(43.08)	3.04	(130.92)	(15.3%)
Bancor	BNT	Other Coins	9,451.08	9,553.46	102.38	0.50	50.77	1.1%
Basic Attention Token	BAT	Other Coins	2,378,508.97	2,378,508.97	0.00	0.39	0.00	0.0%
Binance	BNB	Other Coins	62.10	62.10	0.00	219.39	0.76	0.0%
Binance USD	BUSD	USD/Stable Coins	157,721.53	157,721.53	(0.00)	1.00	(0.00)	(0.0%)
Bitcoin	BTC	BTC & Equivalents	3,513.64	3,513.95	0.31	19,944.73	6,097.90	0.0%
Bitcoin Cash	BCH	Other Coins	1,087.96	1,092.05	4.09	103.17	421.53	0.4%
Bitcoin SV	BSV	Other Coins	1,082.33	1,082.33	(0.00)	55.63	(0.21)	(0.0%)
Cardano	ADA	Other Coins	8,527,393.82	8,527,393.82	0.00	0.46	0.00	0.0%
Celsius	CEL	CEL	1,908,512.84	1,908,512.84	(0.00)	0.63	(0.00)	(0.0%)
ChainLink	LINK	Other Coins	494,057.30	494,057.30	(0.00)	6.27	(0.01)	(0.0%)
Compound	COMP	Other Coins	989.88	989.88	0.00	47.41	0.14	0.0%
Curve DAO Token	CRV	Other Coins	6,469.49	6,469.49	(0.00)	0.69	(0.00)	(0.0%)
Dash	DASH	Other Coins	1,969.12	1,969.12	0.00	42.26	0.17	0.0%
Decentraland	MANA	Other Coins	285,068.50	285,068.50	(0.00)	0.88	(0.00)	(0.0%)
Dogecoin	DOGE	Other Coins	3,835,602.53	3,835,654.22	51.68	0.07	3.43	0.0%
Polkadot ⁴	DOT	Other Coins	160,993.46	160,993.53	0.07	7.06	0.50	0.0%
EOS	EOS	Other Coins	92,356.81	92,356.81	(0.00)	0.92	(0.00)	(0.0%)
Ether	ETH	ETH & Equivalents	42,181.99	42,182.04	0.05	1,070.15	51.39	0.0%
Ethereum Classic	ETC	Other Coins	8,260.86	8,261.10	0.24	14.99	3.67	0.0%
Gemini dollar	GUSD	USD/Stable Coins	4,624,361.23	4,624,594.50	233.27	1.00	232.75	0.0%
Kyber Network Crystal v2	KNC	Other Coins	39,038.75	39,410.17	371.42	1.26	468.29	1.0%
Litecoin	LTC	Other Coins	17,450.90	17,453.76	2.86	53.79	153.94	0.0%
Livepeer	LPT	Other Coins	971.27	1,020.89	49.62	9.33	462.78	5.1%
Terra Classic	LUNC	Other Coins	31,133,425.38	31,188,786.04	55,360.66	0.00	6.26	0.2%
Maker	MKR	Other Coins	3.36	3.50	0.14	907.50	129.17	4.2%
Polygon	MATIC	Other Coins	6,627,753.18	6,627,760.03	6.85	0.48	3.29	0.0%
Dai	DAI	USD/Stable Coins	436,934.38	468,665.34	31,730.96	1.00	31,597.21	7.3%
OMG Network	OMG	Other Coins	5,920.04	5,992.45	72.41	1.85	134.04	1.2%
Ox	ZRX	Other Coins	246,291.44	246,291.44	0.00	0.33	0.00	0.0%
Pax Dollar	USDP	USD/Stable Coins	393,164.70	393,164.87	0.17	1.00	0.17	0.0%
Paxos Gold	PAXG	Other Coins	613.97	614.81	0.85	1,814.01	1,539.15	0.1%
XRP	XRP	Other Coins	3,408,627.46	3,413,682.23	5,054.77	0.33	1,677.31	0.1%
Solana	SOL	Other Coins	78,004.66	78,008.66	4.00	33.72	135.02	0.0%
Songbird	SGB	Other Coins	565,023.37	565,228.13	204.77	0.00	0.27	0.0%
SparkLab	SPARK	Other Coins	414,442.19	-	(414,442.19)	0.00	(142.33)	(100.0%)

Schedule 2

Pg 126 of 214

Surplus/(Deficit) of Crypto Assets in Custody Wallets to Custody Account Balances

06/30/22

Crypto Asset	Symbol	Celsius Grouping ³	Custody	Custody	Surplus/	Surplus/	Surplus/		
			Account	Wallet ^B	(Deficit)	(Deficit)	(Deficit)		
			Balance ^{1A}		# of Crypto Asset	\$ Crypto Asset ^C	\$ of Crypto Asset ²	% ⁴	
Stellar Lumens	XLM	Other Coins	4,221,289.38	4,221,360.80	71.42	0.11	8.02	0.0%	
SushiSwap	SUSHI	Other Coins	14,422.75	14,672.91	250.16	0.99	247.19	1.7%	
Synthetic	SNX	Other Coins	204,591.04	204,591.04	(0.00)	2.28	(0.00)	(0.0%)	
Tether	USDT	USD/Stable Coins	1,922,557.61	1,922,901.63	344.02	1.00	343.50	0.0%	
Tezos	XTZ	Other Coins	47,454.93	47,499.57	44.64	1.42	63.60	0.1%	
TrueAUD ⁴	TAUD	Other Coins	0.03	0.03	0.00	0.55	0.00	11.0%	
TrueCAD ⁴	TCAD	Other Coins	5.97	6.27	0.30	0.63	0.19	5.0%	
TrueGBP ⁴	TGBP	Other Coins	77,578.16	77,578.16	(0.00)	0.83	(0.00)	(0.0%)	
TrueHKD ⁴	THKD	Other Coins	-	-	-	0.11	-	-	
TrueUSD	TUSD	USD/Stable Coins	291,142.42	291,142.42	(0.00)	1.00	(0.00)	(0.0%)	
UMA	UMA	Other Coins	2,602.95	2,602.95	0.00	2.50	0.00	0.0%	
Uniswap	UNI	Other Coins	45,893.30	45,893.30	(0.00)	5.00	(0.00)	(0.0%)	
USD Coin	USDC	USD/Stable Coins	36,069,377.31	36,077,066.84	7,689.53	1.00	7,691.97	0.0%	
TerraClassicUSD	USTC	Other Coins	710,306.40	751,926.13	41,619.73	-	-	5.9%	
Wrapped Bitcoin	WBTC	BTC & Equivalents	1.20	1.20	0.00	19,867.70	72.77	0.3%	
yearn.finance	YFI	Other Coins	0.32	0.44	0.12	5,407.72	642.46	37.0%	
ZUSD	ZUSD	USD/Stable Coins	0.06	1.00	0.94	1.01	0.95	1,566.6%	
Zcash	ZEC	Other Coins	2,330.03	2,430.67	100.64	54.48	5,483.36	4.3%	
Total Surplus/(Deficit):							\$	(56,468.02)	

Schedule 2

Surplus/(Deficit) of Crypto Assets in Custody Wallets to Custody Account Balances

07/01/22

Crypto Asset	Symbol	Celsius Grouping ³	Custody		Surplus/		Surplus/		Surplus/
			Account Balance ^{1,A}	Wallet ^B	(Deficit) # of Crypto Asset	\$ Crypto Asset ^C	(Deficit) \$ of Crypto Asset ²	(Deficit) % ⁴	
1inch Network	1INCH	Other Coins	36,607.46	36,607.46	(0.00)	0.65	(0.00)	(0.00%)	
Aave	AAVE	Other Coins	4,041.53	4,109.39	67.87	56.22	3,815.18	1.7%	
Avalanche	AVAX	Other Coins	42,170.28	42,207.56	37.28	16.10	600.10	0.1%	
Badger DAO	BADGER	Other Coins	281.89	438.82	156.92	3.04	476.74	55.7%	
Bancor	BNT	Other Coins	9,451.08	9,553.46	102.38	0.48	48.70	1.1%	
Basic Attention Token	BAT	Other Coins	2,378,508.97	2,378,508.97	0.00	0.40	0.00	0.0%	
Binance	BNB	Other Coins	62.10	62.10	0.00	216.52	0.75	0.0%	
Binance USD	BUSD	USD/Stable Coins	157,721.53	157,721.53	(0.00)	1.00	(0.00)	(0.00%)	
Bitcoin	BTC	BTC & Equivalents	3,514.96	3,514.96	0.00	19,252.15	47.46	0.0%	
Bitcoin Cash	BCH	Other Coins	1,087.96	1,092.05	4.09	101.35	414.03	0.4%	
Bitcoin SV	BSV	Other Coins	1,082.33	1,082.33	(0.00)	51.90	(0.20)	(0.00%)	
Cardano	ADA	Other Coins	8,527,393.82	8,527,393.82	0.00	0.45	0.00	0.0%	
Celsius	CEL	CEL	1,908,909.65	1,908,912.84	3.19	0.62	1.99	0.0%	
ChainLink	LINK	Other Coins	494,057.30	494,057.30	(0.00)	6.07	(0.01)	(0.00%)	
Compound	COMP	Other Coins	989.88	989.88	0.00	47.43	0.14	0.0%	
Curve DAO Token	CRV	Other Coins	6,469.49	6,469.49	(0.00)	0.75	(0.00)	(0.00%)	
Dash	DASH	Other Coins	1,969.12	1,969.12	0.00	41.75	0.17	0.0%	
Decentraland	MANA	Other Coins	285,068.50	285,068.50	(0.00)	0.83	(0.00)	(0.00%)	
Dogecoin	DOGE	Other Coins	3,841,667.14	3,841,754.22	87.08	0.07	5.78	0.0%	
Polkadot ⁴	DOT	Other Coins	160,993.46	160,993.53	0.07	6.74	0.48	0.0%	
EOS	EOS	Other Coins	92,356.81	92,356.81	(0.00)	0.91	(0.00)	(0.00%)	
Ether	ETH	ETH & Equivalents	42,183.16	42,183.24	0.07	1,058.18	79.17	0.0%	
Ethereum Classic	ETC	Other Coins	8,267.23	8,267.60	0.37	14.61	5.41	0.0%	
Gemini dollar	GUSD	USD/Stable Coins	4,624,284.96	4,624,594.50	309.54	1.00	309.22	0.0%	
Kyber Network Crystal v2	KNC	Other Coins	39,038.75	39,410.17	371.42	1.23	458.01	1.0%	
Litecoin	LTC	Other Coins	17,451.73	17,453.76	2.03	51.12	103.54	0.0%	
Livepeer	LPT	Other Coins	971.27	1,020.89	49.62	8.39	416.28	5.1%	
Terra Classic	LUNC	Other Coins	31,133,425.38	31,188,786.04	55,360.66	0.00	7.23	0.2%	
Maker	MKR	Other Coins	3.36	3.50	0.14	891.97	126.96	4.2%	
Polygon	MATIC	Other Coins	6,627,975.67	6,627,980.03	4.36	0.46	2.01	0.0%	
Dai	DAI	USD/Stable Coins	436,491.42	468,665.34	32,173.92	1.00	32,183.08	7.4%	
OMG Network	OMG	Other Coins	5,920.04	5,992.45	72.41	1.79	129.63	1.2%	
Ox	ZRX	Other Coins	246,291.44	246,291.44	0.00	0.31	0.00	0.0%	
Pax Dollar	USDP	USD/Stable Coins	393,164.70	393,164.87	0.17	1.00	0.17	0.0%	
Paxos Gold	PAXG	Other Coins	613.97	614.81	0.85	1,806.22	1,532.54	0.1%	
XRP	XRP	Other Coins	3,408,643.11	3,413,682.23	5,039.12	0.31	1,579.54	0.1%	
Solana	SOL	Other Coins	78,154.66	78,158.66	4.00	32.80	131.33	0.0%	
Songbird	SGB	Other Coins	565,023.37	565,228.13	204.77	0.03	6.00	0.0%	
SparkLab	SPARK	Other Coins	414,442.19	-	(414,442.19)	0.00	(149.97)	(100.00%)	

Schedule 2

Pg 128 of 214

Surplus/(Deficit) of Crypto Assets in Custody Wallets to Custody Account Balances

07/01/22

Crypto Asset	Symbol	Celsius Grouping ³	Custody	Custody	Surplus/	Surplus/	Surplus/		
			Account	Wallet ^B	(Deficit)	(Deficit)	(Deficit)		
			Balance ^{1A}		# of Crypto Asset	\$ Crypto Asset ^C	\$ of Crypto Asset ²	% ⁴	
Stellar Lumens	XLM	Other Coins	4,221,289.38	4,221,360.80	71.42	0.11	7.84	0.0%	
SushiSwap	SUSHI	Other Coins	14,422.75	14,672.91	250.16	0.98	244.36	1.7%	
Synthetic	SNX	Other Coins	204,591.04	204,591.04	(0.00)	2.23	(0.00)	(0.0%)	
Tether	USDT	USD/Stable Coins	1,939,200.11	1,939,201.63	1.52	1.00	1.51	0.0%	
Tezos	XTZ	Other Coins	47,454.93	47,499.57	44.64	1.38	61.46	0.1%	
TrueAUD ⁴	TAUD	Other Coins	0.03	0.03	0.00	0.55	0.00	11.0%	
TrueCAD ⁴	TCAD	Other Coins	5.97	6.27	0.30	0.63	0.19	5.0%	
TrueGBP ⁴	TGBP	Other Coins	77,578.16	77,578.16	(0.00)	0.83	(0.00)	(0.0%)	
TrueHKD ⁴	THKD	Other Coins	-	-	-	0.11	-	-	
TrueUSD	TUSD	USD/Stable Coins	291,142.42	291,142.42	(0.00)	1.00	(0.00)	(0.0%)	
UMA	UMA	Other Coins	2,602.95	2,602.95	0.00	2.51	0.00	0.0%	
Uniswap	UNI	Other Coins	45,893.30	45,893.30	(0.00)	4.85	(0.00)	(0.0%)	
USD Coin	USDC	USD/Stable Coins	36,069,745.76	36,077,066.84	7,321.08	1.00	7,324.48	0.0%	
TerraClassicUSD	USTC	Other Coins	710,306.40	751,926.13	41,619.73	-	-	5.9%	
Wrapped Bitcoin	WBTC	BTC & Equivalents	1.20	1.20	0.00	19,238.32	70.46	0.3%	
yearn.finance	YFI	Other Coins	0.32	0.44	0.12	5,456.20	648.22	37.0%	
ZUSD	ZUSD	USD/Stable Coins	0.03	1.00	0.97	0.99	0.96	3,233.2%	
Zcash	ZEC	Other Coins	2,342.38	2,430.67	88.28	53.43	4,717.31	3.8%	
Total Surplus/(Deficit):							\$	55,408.26	

Schedule 2

Surplus/(Deficit) of Crypto Assets in Custody Wallets to Custody Account Balances

07/04/22

Crypto Asset	Symbol	Celsius Grouping ³	Custody	Custody	Surplus/	Surplus/	Surplus/	
			Account	Wallet ^B	(Deficit)	(Deficit)	(Deficit)	
			Balance ^{1,A}		# of Crypto Asset	\$ Crypto Asset ^C	\$ of Crypto Asset ²	% ⁴
1inch Network	1INCH	Other Coins	36,607.46	36,607.46	(0.00)	0.64	(0.00)	(0.00%)
Aave	AAVE	Other Coins	4,041.53	4,315.90	274.38	63.02	17,291.67	6.8%
Avalanche	AVAX	Other Coins	42,250.66	42,207.56	(43.10)	17.89	(771.15)	(0.1%)
Badger DAO	BADGER	Other Coins	281.89	438.82	156.92	3.19	500.19	55.7%
Bancor	BNT	Other Coins	9,451.08	9,553.46	102.38	0.50	50.87	1.1%
Basic Attention Token	BAT	Other Coins	2,378,508.97	2,378,508.97	0.00	0.41	0.00	0.0%
Binance	BNB	Other Coins	62.10	62.10	0.00	231.19	0.80	0.0%
Binance USD	BUSD	USD/Stable Coins	157,750.49	157,750.49	(0.00)	1.00	(0.00)	(0.00%)
Bitcoin	BTC	BTC & Equivalents	3,516.52	3,516.52	0.00	20,211.89	29.20	0.0%
Bitcoin Cash	BCH	Other Coins	1,087.98	1,092.05	4.07	107.97	439.86	0.4%
Bitcoin SV	BSV	Other Coins	1,082.33	1,082.33	(0.00)	55.81	(0.21)	(0.00%)
Cardano	ADA	Other Coins	8,527,600.33	8,527,393.82	(206.51)	0.47	(96.84)	(0.00%)
Celsius	CEL	CEL	1,909,351.32	1,909,351.32	(0.00)	1.06	(0.00)	(0.00%)
ChainLink	LINK	Other Coins	494,057.30	494,057.30	(0.00)	6.42	(0.01)	(0.00%)
Compound	COMP	Other Coins	989.88	989.88	0.00	49.29	0.14	0.0%
Curve DAO Token	CRV	Other Coins	6,469.49	6,469.49	(0.00)	0.86	(0.00)	(0.00%)
Dash	DASH	Other Coins	1,969.12	1,969.12	0.00	44.25	0.18	0.0%
Decentraland	MANA	Other Coins	285,140.82	285,140.82	(0.00)	0.90	(0.00)	(0.00%)
Dogecoin	DOGE	Other Coins	3,841,992.80	3,841,754.22	(238.58)	0.07	(16.53)	(0.00%)
Polkadot ⁴	DOT	Other Coins	160,993.46	160,993.53	0.07	7.16	0.51	0.0%
EOS	EOS	Other Coins	92,356.81	92,356.81	(0.00)	0.97	(0.00)	(0.00%)
Ether	ETH	ETH & Equivalents	42,209.22	42,209.24	0.02	1,149.61	19.97	0.0%
Ethereum Classic	ETC	Other Coins	8,270.27	8,270.27	0.00	15.38	0.04	0.0%
Gemini dollar	GUSD	USD/Stable Coins	4,623,962.18	4,624,594.50	632.32	1.00	630.58	0.0%
Kyber Network Crystal v2	KNC	Other Coins	39,038.75	39,410.17	371.42	1.29	480.13	1.0%
Litecoin	LTC	Other Coins	17,454.88	17,454.88	0.00	52.18	0.21	0.0%
Livepeer	LPT	Other Coins	971.27	1,020.89	49.62	8.51	422.17	5.1%
Terra Classic	LUNC	Other Coins	31,133,425.38	31,188,786.04	55,360.66	0.00	7.09	0.2%
Maker	MKR	Other Coins	3.36	3.50	0.14	940.02	133.79	4.2%
Polygon	MATIC	Other Coins	6,630,285.37	6,630,285.37	(0.00)	0.49	(0.00)	(0.00%)
Dai	DAI	USD/Stable Coins	436,499.87	468,665.34	32,165.47	1.00	32,152.01	7.4%
OMG Network	OMG	Other Coins	5,920.04	5,992.45	72.41	1.87	135.54	1.2%
Ox	ZRX	Other Coins	246,291.44	246,291.44	0.00	0.30	0.00	0.0%
Pax Dollar	USDP	USD/Stable Coins	393,164.70	393,164.87	0.17	1.00	0.17	0.0%
Paxos Gold	PAXG	Other Coins	2,113.89	614.81	(1,499.08)	1,812.17	(2,716,578.53)	(70.9%)
XRP	XRP	Other Coins	3,408,672.26	3,413,682.23	5,009.97	0.33	1,644.17	0.1%
Solana	SOL	Other Coins	78,157.69	78,158.66	0.97	36.68	35.53	0.0%
Songbird	SGB	Other Coins	565,023.37	565,228.13	204.77	0.00	0.39	0.0%
SparkLab	SPARK	Other Coins	414,442.19	-	(414,442.19)	0.00	(152.83)	(100.00%)

Schedule 2

Pg 130 of 214

Surplus/(Deficit) of Crypto Assets in Custody Wallets to Custody Account Balances

07/04/22

Crypto Asset	Symbol	Celsius Grouping ³	Custody	Custody	Surplus/	Surplus/	Surplus/		
			Account	Wallet ^B	(Deficit)	(Deficit)	(Deficit)		
			Balance ^{1A}		# of Crypto Asset	\$ Crypto Asset ^C	\$ of Crypto Asset ²	% ⁴	
Stellar Lumens	XLM	Other Coins	4,221,347.38	4,221,360.80	13.42	0.11	1.49	0.0%	
SushiSwap	SUSHI	Other Coins	14,422.75	14,672.91	250.16	1.09	272.91	1.7%	
Synthetic	SNX	Other Coins	205,114.92	205,111.46	(3.45)	2.84	(9.81)	(0.0%)	
Tether	USDT	USD/Stable Coins	1,938,754.46	1,939,201.63	447.17	1.00	446.66	0.0%	
Tezos	XTZ	Other Coins	47,454.93	47,499.57	44.64	1.53	68.50	0.1%	
TrueAUD ⁴	TAUD	Other Coins	0.03	0.03	0.00	0.55	0.00	11.0%	
TrueCAD ⁴	TCAD	Other Coins	5.97	6.27	0.30	0.63	0.19	5.0%	
TrueGBP ⁴	TGBP	Other Coins	77,578.16	77,578.16	(0.00)	1.10	(0.00)	(0.0%)	
TrueHKD ⁴	THKD	Other Coins	-	-	-	0.11	-	-	
TrueUSD	TUSD	USD/Stable Coins	291,142.42	291,142.42	(0.00)	1.00	(0.00)	(0.0%)	
UMA	UMA	Other Coins	2,602.95	2,602.95	0.00	2.74	0.00	0.0%	
Uniswap	UNI	Other Coins	45,893.30	45,893.30	(0.00)	5.33	(0.00)	(0.0%)	
USD Coin	USDC	USD/Stable Coins	36,072,154.75	36,077,066.84	4,912.09	1.00	4,912.53	0.0%	
TerraClassicUSD	USTC	Other Coins	710,306.40	751,926.13	41,619.73	-	-	5.9%	
Wrapped Bitcoin	WBTC	BTC & Equivalents	1.20	1.20	0.00	20,181.63	73.92	0.3%	
yearn.finance	YFI	Other Coins	0.32	0.44	0.12	6,357.95	755.35	37.0%	
ZUSD	ZUSD	USD/Stable Coins	0.03	1.00	0.97	1.03	1.00	3,233.2%	
Zcash	ZEC	Other Coins	2,342.40	2,430.67	88.27	58.03	5,122.19	3.8%	
Total Surplus/(Deficit):							\$	(2,651,995.99)	

Schedule 2

Surplus/(Deficit) of Crypto Assets in Custody Wallets to Custody Account Balances

07/05/22

Crypto Asset	Symbol	Celsius Grouping ³	Custody	Custody	Surplus/	Surplus/	Surplus/	
			Account	Wallet ^B	(Deficit)	(Deficit)	(Deficit)	
			Balance ^{1,A}		# of Crypto Asset	\$ Crypto Asset ^C	\$ of Crypto Asset ²	% ⁴
1inch Network	1INCH	Other Coins	36,607.46	36,607.46	(0.00)	0.62	(0.00)	(0.0%)
Aave	AAVE	Other Coins	4,041.53	4,315.90	274.38	60.58	16,620.86	6.8%
Avalanche	AVAX	Other Coins	42,275.33	42,275.56	0.23	18.04	4.23	0.0%
Badger DAO	BADGER	Other Coins	281.89	438.82	156.92	3.19	500.06	55.7%
Bancor	BNT	Other Coins	9,451.08	9,553.46	102.38	0.49	50.30	1.1%
Basic Attention Token	BAT	Other Coins	2,378,508.97	2,378,508.97	0.00	0.44	0.00	0.0%
Binance	BNB	Other Coins	62.10	62.10	0.00	230.61	0.80	0.0%
Binance USD	BUSD	USD/Stable Coins	157,750.49	157,750.49	(0.00)	1.00	(0.00)	(0.0%)
Bitcoin	BTC	BTC & Equivalents	3,516.74	3,516.77	0.03	20,159.35	582.08	0.0%
Bitcoin Cash	BCH	Other Coins	1,087.99	1,092.05	4.06	103.96	422.02	0.4%
Bitcoin SV	BSV	Other Coins	1,093.89	1,094.33	0.44	54.04	24.01	0.0%
Cardano	ADA	Other Coins	8,527,600.33	8,527,643.82	43.49	0.46	19.87	0.0%
Celsius	CEL	CEL	1,909,667.08	1,909,671.32	4.24	0.90	3.83	0.0%
ChainLink	LINK	Other Coins	495,511.93	495,557.30	45.37	6.31	286.16	0.0%
Compound	COMP	Other Coins	989.88	989.88	0.00	45.94	0.13	0.0%
Curve DAO Token	CRV	Other Coins	6,469.49	6,469.49	(0.00)	0.96	(0.00)	(0.0%)
Dash	DASH	Other Coins	1,969.12	1,969.12	0.00	43.07	0.17	0.0%
Decentraland	MANA	Other Coins	285,140.82	285,140.82	(0.00)	0.87	(0.00)	(0.0%)
Dogecoin	DOGE	Other Coins	3,842,103.93	3,842,129.22	25.29	0.07	1.70	0.0%
Polkadot ⁴	DOT	Other Coins	160,993.46	160,993.53	0.07	6.84	0.49	0.0%
EOS	EOS	Other Coins	92,356.81	92,356.81	(0.00)	0.97	(0.00)	(0.0%)
Ether	ETH	ETH & Equivalents	42,330.21	42,330.24	0.03	1,131.51	32.99	0.0%
Ethereum Classic	ETC	Other Coins	8,276.24	8,277.27	1.03	14.92	15.36	0.0%
Gemini dollar	GUSD	USD/Stable Coins	4,641,146.41	4,624,594.50	(16,551.91)	1.00	(16,570.65)	(0.4%)
Kyber Network Crystal v2	KNC	Other Coins	39,038.75	39,410.17	371.42	1.37	510.23	1.0%
Litecoin	LTC	Other Coins	17,456.07	17,456.18	0.11	49.67	5.25	0.0%
Livepeer	LPT	Other Coins	971.27	1,020.89	49.62	8.33	413.41	5.1%
Terra Classic	LUNC	Other Coins	31,133,425.38	31,188,786.04	55,360.66	0.00	6.45	0.2%
Maker	MKR	Other Coins	3.36	3.50	0.14	931.67	132.61	4.2%
Polygon	MATIC	Other Coins	6,630,289.62	6,630,289.67	0.05	0.51	0.02	0.0%
Dai	DAI	USD/Stable Coins	436,487.99	468,665.34	32,177.35	1.00	32,172.71	7.4%
OMG Network	OMG	Other Coins	5,920.04	5,992.45	72.41	1.81	131.00	1.2%
Ox	ZRX	Other Coins	246,291.44	246,291.44	0.00	0.30	0.00	0.0%
Pax Dollar	USDP	USD/Stable Coins	393,164.70	393,164.87	0.17	1.00	0.17	0.0%
Paxos Gold	PAXG	Other Coins	2,113.89	614.81	(1,499.08)	1,769.28	(2,652,293.71)	(70.9%)
XRP	XRP	Other Coins	3,408,690.49	3,413,682.23	4,991.74	0.32	1,621.82	0.1%
Solana	SOL	Other Coins	78,169.37	78,158.66	(10.71)	35.36	(378.78)	(0.0%)
Songbird	SGB	Other Coins	565,023.37	565,228.13	204.77	0.00	0.34	0.0%
SparkLab	SPARK	Other Coins	414,442.19	-	(414,442.19)	0.00	(150.68)	(100.0%)

Schedule 2

Pg 132 of 214

Surplus/(Deficit) of Crypto Assets in Custody Wallets to Custody Account Balances

07/05/22

Crypto Asset	Symbol	Celsius Grouping ³	Custody	Custody	Surplus/	Surplus/	Surplus/		
			Account	Wallet ^B	(Deficit)	(Deficit)	(Deficit)		
			Balance ^{1A}		# of Crypto Asset	\$ Crypto Asset ^C	\$ of Crypto Asset ²	% ⁴	
Stellar Lumens	XLM	Other Coins	4,221,377.63	4,221,380.80	3.17	0.11	0.34	0.0%	
SushiSwap	SUSHI	Other Coins	14,422.75	14,672.91	250.16	1.09	272.06	1.7%	
Synthetic	SNX	Other Coins	205,114.92	205,114.91	(0.00)	2.65	(0.01)	(0.0%)	
Tether	USDT	USD/Stable Coins	1,938,714.23	1,939,201.63	487.40	1.00	486.86	0.0%	
Tezos	XTZ	Other Coins	47,454.93	47,499.57	44.64	1.47	65.56	0.1%	
TrueAUD ⁴	TAUD	Other Coins	0.03	0.03	0.00	0.55	0.00	11.0%	
TrueCAD ⁴	TCAD	Other Coins	5.97	6.27	0.30	0.63	0.19	5.0%	
TrueGBP ⁴	TGBP	Other Coins	77,578.16	77,578.16	(0.00)	1.10	(0.00)	(0.0%)	
TrueHKD ⁴	THKD	Other Coins	-	-	-	0.11	-	-	
TrueUSD	TUSD	USD/Stable Coins	291,142.42	291,142.42	(0.00)	1.00	(0.00)	(0.0%)	
UMA	UMA	Other Coins	2,602.95	2,602.95	0.00	2.63	0.00	0.0%	
Uniswap	UNI	Other Coins	45,893.30	45,893.30	(0.00)	5.30	(0.00)	(0.0%)	
USD Coin	USDC	USD/Stable Coins	36,107,093.48	36,107,093.48	0.00	1.00	0.00	0.0%	
TerraClassicUSD	USTC	Other Coins	710,306.40	751,926.13	41,619.73	-	-	5.9%	
Wrapped Bitcoin	WBTC	BTC & Equivalents	1.20	1.20	0.00	20,146.48	73.79	0.3%	
yearn.finance	YFI	Other Coins	0.32	0.44	0.12	6,142.30	729.73	37.0%	
ZUSD	ZUSD	USD/Stable Coins	0.03	1.00	0.97	1.01	0.98	3,233.2%	
Zcash	ZEC	Other Coins	2,342.80	2,430.67	87.87	57.04	5,011.89	3.8%	
Total Surplus/(Deficit):							\$	(2,609,193.39)	

Schedule 2

Surplus/(Deficit) of Crypto Assets in Custody Wallets to Custody Account Balances

07/06/22

Crypto Asset	Symbol	Celsius Grouping ³	Custody	Custody	Surplus/	Surplus/	Surplus/	
			Account	Wallet ^B	(Deficit)	(Deficit)	(Deficit)	
			Balance ^{1,A}		# of Crypto Asset	\$ Crypto Asset ^C	\$ of Crypto Asset ²	% ⁴
1inch Network	1INCH	Other Coins	36,607.46	36,607.46	(0.00)	0.63	(0.00)	(0.0%)
Aave	AAVE	Other Coins	4,041.53	4,315.90	274.38	62.96	17,275.41	6.8%
Avalanche	AVAX	Other Coins	42,313.52	42,313.52	0.00	19.15	0.08	0.0%
Badger DAO	BADGER	Other Coins	281.89	438.82	156.92	3.19	500.59	55.7%
Bancor	BNT	Other Coins	9,451.08	9,553.46	102.38	0.50	50.68	1.1%
Basic Attention Token	BAT	Other Coins	2,378,508.97	2,378,508.97	0.00	0.44	0.00	0.0%
Binance	BNB	Other Coins	62.10	62.10	0.00	238.34	0.83	0.0%
Binance USD	BUSD	USD/Stable Coins	157,750.49	157,750.49	(0.00)	1.00	(0.00)	(0.0%)
Bitcoin	BTC	BTC & Equivalents	3,524.65	3,516.77	(7.88)	20,544.63	(161,939.58)	(0.2%)
Bitcoin Cash	BCH	Other Coins	1,088.00	1,092.05	4.05	105.85	429.08	0.4%
Bitcoin SV	BSV	Other Coins	1,093.89	1,094.33	0.44	54.47	24.20	0.0%
Cardano	ADA	Other Coins	8,529,571.21	8,529,593.82	22.61	0.46	10.44	0.0%
Celsius	CEL	CEL	1,909,982.55	1,909,982.55	0.00	0.83	0.00	0.0%
ChainLink	LINK	Other Coins	495,511.93	495,557.30	45.37	6.33	287.16	0.0%
Compound	COMP	Other Coins	989.88	989.88	0.00	46.26	0.13	0.0%
Curve DAO Token	CRV	Other Coins	6,469.49	6,469.49	(0.00)	0.96	(0.00)	(0.0%)
Dash	DASH	Other Coins	1,969.12	1,969.12	0.00	44.18	0.18	0.0%
Decentraland	MANA	Other Coins	285,140.82	285,140.82	(0.00)	0.91	(0.00)	(0.0%)
Dogecoin	DOGE	Other Coins	3,842,114.95	3,842,129.22	14.26	0.07	0.98	0.0%
Polkadot ⁴	DOT	Other Coins	160,993.46	160,993.53	0.07	6.92	0.49	0.0%
EOS	EOS	Other Coins	92,356.81	92,356.81	(0.00)	0.99	(0.00)	(0.0%)
Ether	ETH	ETH & Equivalents	42,338.07	42,338.11	0.04	1,185.47	50.31	0.0%
Ethereum Classic	ETC	Other Coins	8,277.00	8,277.27	0.27	15.20	4.14	0.0%
Gemini dollar	GUSD	USD/Stable Coins	4,641,138.94	4,624,594.50	(16,544.44)	0.98	(16,236.84)	(0.4%)
Kyber Network Crystal v2	KNC	Other Coins	39,038.75	39,410.17	371.42	1.39	516.24	1.0%
Litecoin	LTC	Other Coins	17,456.59	17,456.59	(0.00)	50.29	(0.14)	(0.0%)
Livepeer	LPT	Other Coins	971.27	1,020.89	49.62	8.70	431.53	5.1%
Terra Classic	LUNC	Other Coins	31,133,425.38	31,188,786.04	55,360.66	0.00	6.21	0.2%
Maker	MKR	Other Coins	3.36	3.50	0.14	994.83	141.60	4.2%
Polygon	MATIC	Other Coins	6,630,289.62	6,630,293.97	4.35	0.53	2.28	0.0%
Dai	DAI	USD/Stable Coins	436,657.74	468,665.34	32,007.60	1.00	31,991.70	7.3%
OMG Network	OMG	Other Coins	5,920.04	5,992.45	72.41	1.83	132.87	1.2%
Ox	ZRX	Other Coins	246,291.44	246,291.44	0.00	0.31	0.00	0.0%
Pax Dollar	USDP	USD/Stable Coins	393,164.70	393,164.87	0.17	1.00	0.17	0.0%
Paxos Gold	PAXG	Other Coins	2,113.89	614.81	(1,499.08)	1,743.45	(2,613,565.94)	(70.9%)
XRP	XRP	Other Coins	3,408,690.49	3,413,682.23	4,991.74	0.33	1,657.45	0.1%
Solana	SOL	Other Coins	78,169.47	78,169.66	0.19	37.01	6.99	0.0%
Songbird	SGB	Other Coins	565,023.37	565,228.13	204.77	0.03	5.91	0.0%
SparkLab	SPARK	Other Coins	414,442.19	-	(414,442.19)	0.00	(163.03)	(100.0%)

Schedule 2

Pg 134 of 214

Surplus/(Deficit) of Crypto Assets in Custody Wallets to Custody Account Balances

07/06/22

Crypto Asset	Symbol	Celsius Grouping ³	Custody	Custody	Surplus/	Surplus/	Surplus/		
			Account	Wallet ^B	(Deficit)	(Deficit)	(Deficit)		
			Balance ^{1A}		# of Crypto Asset	\$ Crypto Asset ^C	\$ of Crypto Asset ²	% ⁴	
Stellar Lumens	XLM	Other Coins	4,221,377.63	4,221,380.80	3.17	0.11	0.35	0.0%	
SushiSwap	SUSHI	Other Coins	14,422.75	14,672.91	250.16	1.15	286.75	1.7%	
Synthetic	SNX	Other Coins	205,114.92	205,114.91	(0.00)	2.61	(0.01)	(0.0%)	
Tether	USDT	USD/Stable Coins	1,938,681.02	1,939,201.63	520.61	1.00	520.12	0.0%	
Tezos	XTZ	Other Coins	47,454.93	47,499.57	44.64	1.54	68.94	0.1%	
TrueAUD ⁴	TAUD	Other Coins	0.03	0.03	0.00	0.55	0.00	11.0%	
TrueCAD ⁴	TCAD	Other Coins	5.97	6.27	0.30	0.63	0.19	5.0%	
TrueGBP ⁴	TGBP	Other Coins	77,578.16	77,578.16	(0.00)	1.10	(0.00)	(0.0%)	
TrueHKD ⁴	THKD	Other Coins	-	-	-	0.11	-	-	
TrueUSD	TUSD	USD/Stable Coins	291,142.42	291,142.42	(0.00)	1.00	(0.00)	(0.0%)	
UMA	UMA	Other Coins	2,602.95	2,602.95	0.00	2.64	0.00	0.0%	
Uniswap	UNI	Other Coins	45,893.30	45,893.30	(0.00)	5.34	(0.00)	(0.0%)	
USD Coin	USDC	USD/Stable Coins	36,124,007.81	36,124,007.81	(0.00)	1.00	(0.00)	(0.0%)	
TerraClassicUSD	USTC	Other Coins	710,306.40	751,926.13	41,619.73	-	-	5.9%	
Wrapped Bitcoin	WBTC	BTC & Equivalents	1.20	1.20	0.00	20,544.37	75.25	0.3%	
yearn.finance	YFI	Other Coins	0.32	0.44	0.12	6,309.01	749.54	37.0%	
ZUSD	ZUSD	USD/Stable Coins	0.03	1.00	0.97	1.00	0.97	3,233.2%	
Zcash	ZEC	Other Coins	2,342.81	2,430.67	87.86	58.16	5,109.91	3.8%	
Total Surplus/(Deficit):							\$	(2,731,565.90)	

Schedule 2

Surplus/(Deficit) of Crypto Assets in Custody Wallets to Custody Account Balances

07/07/22

Crypto Asset	Symbol	Celsius Grouping ³	Custody	Custody	Surplus/	Surplus/	Surplus/	
			Account	Wallet ^B	(Deficit)	(Deficit)	(Deficit)	
			Balance ^{1,A}		# of Crypto Asset	\$ Crypto Asset ^C	\$ of Crypto Asset ²	% ⁴
1inch Network	1INCH	Other Coins	36,607.46	36,607.46	(0.00)	0.64	(0.00)	(0.0%)
Aave	AAVE	Other Coins	4,041.53	4,315.90	274.38	71.12	19,514.59	6.8%
Avalanche	AVAX	Other Coins	42,354.30	42,313.52	(40.77)	20.17	(822.54)	(0.1%)
Badger DAO	BADGER	Other Coins	281.89	438.82	156.92	3.41	535.11	55.7%
Bancor	BNT	Other Coins	9,451.08	9,553.46	102.38	0.51	52.01	1.1%
Basic Attention Token	BAT	Other Coins	2,378,508.97	2,378,508.97	0.00	0.45	0.00	0.0%
Binance	BNB	Other Coins	62.10	62.10	0.00	241.23	0.84	0.0%
Binance USD	BUSD	USD/Stable Coins	157,750.49	157,750.49	(0.00)	1.00	(0.00)	(0.0%)
Bitcoin	BTC	BTC & Equivalents	3,527.98	3,516.77	(11.21)	21,612.69	(242,297.77)	(0.3%)
Bitcoin Cash	BCH	Other Coins	1,088.00	1,092.05	4.05	111.41	451.04	0.4%
Bitcoin SV	BSV	Other Coins	1,093.89	1,094.33	0.44	55.76	24.77	0.0%
Cardano	ADA	Other Coins	8,529,571.21	8,529,593.82	22.61	0.48	10.79	0.0%
Celsius	CEL	CEL	1,909,982.55	1,909,982.55	0.00	0.73	0.00	0.0%
ChainLink	LINK	Other Coins	495,511.93	495,557.30	45.37	6.64	301.05	0.0%
Compound	COMP	Other Coins	989.88	989.88	0.00	48.27	0.14	0.0%
Curve DAO Token	CRV	Other Coins	6,469.49	6,469.49	(0.00)	1.05	(0.00)	(0.0%)
Dash	DASH	Other Coins	1,969.12	1,969.12	0.00	45.99	0.18	0.0%
Decentraland	MANA	Other Coins	285,195.71	285,140.82	(54.89)	0.93	(51.29)	(0.0%)
Dogecoin	DOGE	Other Coins	3,842,303.57	3,842,129.22	(174.35)	0.07	(12.29)	(0.0%)
Polkadot ⁴	DOT	Other Coins	160,993.46	160,993.53	0.07	7.30	0.52	0.0%
EOS	EOS	Other Coins	92,356.81	92,356.81	(0.00)	1.03	(0.00)	(0.0%)
Ether	ETH	ETH & Equivalents	42,341.83	42,338.11	(3.72)	1,236.63	(4,604.53)	(0.0%)
Ethereum Classic	ETC	Other Coins	8,278.63	8,277.27	(1.36)	15.88	(21.58)	(0.0%)
Gemini dollar	GUSD	USD/Stable Coins	4,641,099.96	4,624,594.50	(16,505.46)	0.98	(16,229.82)	(0.4%)
Kyber Network Crystal v2	KNC	Other Coins	39,038.75	39,410.17	371.42	1.41	523.05	1.0%
Litecoin	LTC	Other Coins	17,457.01	17,456.59	(0.42)	52.10	(22.04)	(0.0%)
Livepeer	LPT	Other Coins	971.27	1,020.89	49.62	8.95	444.07	5.1%
Terra Classic	LUNC	Other Coins	31,133,425.38	31,188,786.04	55,360.66	0.00	6.22	0.2%
Maker	MKR	Other Coins	3.36	3.50	0.14	987.98	140.62	4.2%
Polygon	MATIC	Other Coins	6,631,511.06	6,630,293.97	(1,217.10)	0.56	(684.66)	(0.0%)
Dai	DAI	USD/Stable Coins	436,558.86	468,665.34	32,106.48	1.00	32,227.83	7.4%
OMG Network	OMG	Other Coins	5,920.04	5,992.45	72.41	1.91	138.43	1.2%
Ox	ZRX	Other Coins	246,291.44	246,291.44	0.00	0.31	0.00	0.0%
Pax Dollar	USDP	USD/Stable Coins	393,075.12	393,164.87	89.75	1.01	90.72	0.0%
Paxos Gold	PAXG	Other Coins	2,113.89	614.81	(1,499.08)	1,741.42	(2,610,526.98)	(70.9%)
XRP	XRP	Other Coins	3,408,708.73	3,413,682.23	4,973.50	0.34	1,701.51	0.1%
Solana	SOL	Other Coins	78,169.47	78,169.66	0.19	38.43	7.25	0.0%
Songbird	SGB	Other Coins	565,023.37	565,228.13	204.77	0.03	6.11	0.0%
SparkLab	SPARK	Other Coins	414,442.19	-	(414,442.19)	0.00	(202.74)	(100.0%)

Schedule 2

Pg 136 of 214

Surplus/(Deficit) of Crypto Assets in Custody Wallets to Custody Account Balances

07/07/22

Crypto Asset	Symbol	Celsius Grouping ³	Custody	Custody	Surplus/	Surplus/	Surplus/		
			Account	Wallet ^B	(Deficit)	(Deficit)	(Deficit)		
			Balance ^{1A}		# of Crypto Asset	\$ Crypto Asset ^C	\$ of Crypto Asset ²	% ⁴	
Stellar Lumens	XLM	Other Coins	4,221,398.05	4,221,380.80	(17.25)	0.11	(1.96)	(0.0%)	
SushiSwap	SUSHI	Other Coins	14,422.75	14,672.91	250.16	1.18	295.22	1.7%	
Synthetic	SNX	Other Coins	205,114.92	205,114.91	(0.00)	2.66	(0.01)	(0.0%)	
Tether	USDT	USD/Stable Coins	1,938,431.74	1,939,201.63	769.89	1.00	769.44	0.0%	
Tezos	XTZ	Other Coins	47,454.93	47,499.57	44.64	1.57	70.00	0.1%	
TrueAUD ⁴	TAUD	Other Coins	0.03	0.03	0.00	0.55	0.00	11.0%	
TrueCAD ⁴	TCAD	Other Coins	5.97	6.27	0.30	0.63	0.19	5.0%	
TrueGBP ⁴	TGBP	Other Coins	77,578.16	77,578.16	(0.00)	1.10	(0.00)	(0.0%)	
TrueHKD ⁴	THKD	Other Coins	-	-	-	0.11	-	-	
TrueUSD	TUSD	USD/Stable Coins	291,142.42	291,142.42	(0.00)	1.00	(0.00)	(0.0%)	
UMA	UMA	Other Coins	2,602.95	2,602.95	0.00	2.70	0.00	0.0%	
Uniswap	UNI	Other Coins	45,893.30	45,893.30	(0.00)	5.73	(0.00)	(0.0%)	
USD Coin	USDC	USD/Stable Coins	36,059,649.10	36,124,007.81	64,358.71	1.00	64,358.71	0.2%	
TerraClassicUSD	USTC	Other Coins	710,306.40	751,926.13	41,619.73	-	-	5.9%	
Wrapped Bitcoin	WBTC	BTC & Equivalents	1.20	1.20	0.00	21,822.48	79.93	0.3%	
yearn.finance	YFI	Other Coins	0.32	0.44	0.12	6,585.95	782.44	37.0%	
ZUSD	ZUSD	USD/Stable Coins	0.03	1.00	0.97	1.01	0.98	3,233.2%	
Zcash	ZEC	Other Coins	2,342.81	2,430.67	87.86	59.84	5,257.37	3.8%	
Total Surplus/(Deficit):							\$	(2,747,687.08)	

Schedule 2

Surplus/(Deficit) of Crypto Assets in Custody Wallets to Custody Account Balances

07/12/22

Crypto Asset	Symbol	Celsius Grouping ³	Custody		Surplus/		Surplus/		Surplus/
			Account Balance ^{1,A}	Wallet ^B	(Deficit) # of Crypto Asset	\$ Crypto Asset ^C	(Deficit) \$ of Crypto Asset ²	(Deficit) % ⁴	
1inch Network	1INCH	Other Coins	36,607.46	36,607.46	(0.00)	0.56	(0.00)	(0.00%)	
Aave	AAVE	Other Coins	4,041.53	4,315.90	274.38	68.32	18,744.61	6.8%	
Avalanche	AVAX	Other Coins	42,559.45	42,559.45	0.00	16.73	0.04	0.0%	
Badger DAO	BADGER	Other Coins	281.89	438.82	156.92	3.02	473.75	55.7%	
Bancor	BNT	Other Coins	9,451.08	9,553.46	102.38	0.44	44.61	1.1%	
Basic Attention Token	BAT	Other Coins	2,378,508.97	2,378,508.97	0.00	0.37	0.00	0.0%	
Binance	BNB	Other Coins	62.10	62.10	0.00	220.29	0.77	0.0%	
Binance USD	BUSD	USD/Stable Coins	157,750.49	157,750.49	(0.00)	1.00	(0.00)	(0.00%)	
Bitcoin	BTC	BTC & Equivalents	3,522.25	3,522.25	0.00	19,311.50	67.95	0.0%	
Bitcoin Cash	BCH	Other Coins	1,088.04	1,092.05	4.01	97.15	389.77	0.4%	
Bitcoin SV	BSV	Other Coins	1,093.89	1,094.33	0.44	49.46	21.97	0.0%	
Cardano	ADA	Other Coins	8,545,902.78	8,545,902.77	(0.00)	0.42	(0.00)	(0.00%)	
Celsius	CEL	CEL	1,910,422.43	1,910,422.43	0.00	0.71	0.00	0.0%	
ChainLink	LINK	Other Coins	495,511.93	495,557.30	45.37	5.94	269.66	0.0%	
Compound	COMP	Other Coins	989.88	989.88	0.00	45.85	0.13	0.0%	
Curve DAO Token	CRV	Other Coins	6,469.49	6,469.49	(0.00)	0.88	(0.00)	(0.00%)	
Dash	DASH	Other Coins	1,969.12	1,969.12	0.00	39.79	0.16	0.0%	
Decentraland	MANA	Other Coins	285,195.71	285,195.71	(0.00)	0.78	(0.00)	(0.00%)	
Dogecoin	DOGE	Other Coins	3,842,744.68	3,842,744.68	(0.00)	0.06	(0.00)	(0.00%)	
Polkadot ⁴	DOT	Other Coins	161,039.45	161,039.52	0.07	6.27	0.45	0.0%	
EOS	EOS	Other Coins	92,356.81	92,356.81	(0.00)	0.91	(0.00)	(0.00%)	
Ether	ETH	ETH & Equivalents	42,347.81	42,347.83	0.02	1,037.45	19.42	0.0%	
Ethereum Classic	ETC	Other Coins	8,286.15	8,286.15	(0.00)	13.82	(0.05)	(0.00%)	
Gemini dollar	GUSD	USD/Stable Coins	4,639,013.09	4,626,094.50	(12,918.59)	1.00	(12,918.59)	(0.3%)	
Kyber Network Crystal v2	KNC	Other Coins	39,098.75	39,410.17	311.42	1.19	371.06	0.8%	
Litecoin	LTC	Other Coins	17,458.32	17,458.32	(0.00)	47.30	(0.09)	(0.00%)	
Livepeer	LPT	Other Coins	971.27	1,020.89	49.62	7.75	384.54	5.1%	
Terra Classic	LUNC	Other Coins	31,133,425.38	31,188,786.04	55,360.66	0.00	5.15	0.2%	
Maker	MKR	Other Coins	3.36	3.50	0.14	823.79	117.25	4.2%	
Polygon	MATIC	Other Coins	6,631,625.27	6,631,633.87	8.60	0.54	4.61	0.0%	
Dai	DAI	USD/Stable Coins	434,079.77	468,665.34	34,585.57	1.00	34,595.00	8.0%	
OMG Network	OMG	Other Coins	5,920.04	5,992.45	72.41	1.64	118.50	1.2%	
Ox	ZRX	Other Coins	246,291.44	246,291.44	0.00	0.27	0.00	0.0%	
Pax Dollar	USDP	USD/Stable Coins	393,054.37	393,164.87	110.50	1.00	110.42	0.0%	
Paxos Gold	PAXG	Other Coins	2,113.89	614.81	(1,499.08)	1,724.50	(2,585,153.69)	(70.9%)	
XRP	XRP	Other Coins	3,408,766.86	3,413,682.23	4,915.38	0.31	1,530.30	0.1%	
Solana	SOL	Other Coins	78,665.57	78,665.57	0.00	32.66	0.07	0.0%	
Songbird	SGB	Other Coins	565,023.37	565,228.13	204.77	0.03	5.34	0.0%	
SparkLab	SPARK	Other Coins	414,442.19	-	(414,442.19)	0.00	(180.45)	(100.0%)	

Schedule 2

Pg 138 of 214

Surplus/(Deficit) of Crypto Assets in Custody Wallets to Custody Account Balances

07/12/22

Crypto Asset	Symbol	Celsius Grouping ³	Custody	Custody	Surplus/	Surplus/	Surplus/		
			Account	Wallet ^B	(Deficit)	(Deficit)	(Deficit)		
			Balance ^{1,A}		# of Crypto Asset	\$ Crypto Asset ^C	\$ of Crypto Asset ²	% ⁴	
Stellar Lumens	XLM	Other Coins	4,221,448.99	4,221,448.99	0.00	0.10	0.00	0.0%	
SushiSwap	SUSHI	Other Coins	14,422.75	14,672.91	250.16	1.12	279.66	1.7%	
Synthetic	SNX	Other Coins	205,126.90	205,126.89	(0.00)	2.32	(0.01)	(0.0%)	
Tether	USDT	USD/Stable Coins	1,925,259.54	1,939,201.63	13,942.09	1.00	13,925.79	0.7%	
Tezos	XTZ	Other Coins	47,454.93	47,499.57	44.64	1.43	63.98	0.1%	
TrueAUD ⁴	TAUD	Other Coins	0.03	0.03	0.00	0.55	0.00	11.0%	
TrueCAD ⁴	TCAD	Other Coins	5.97	6.27	0.30	0.63	0.19	5.0%	
TrueGBP ⁴	TGBP	Other Coins	77,578.16	77,578.16	(0.00)	1.10	(0.00)	(0.0%)	
TrueHKD ⁴	THKD	Other Coins	-	-	-	0.11	-	-	
TrueUSD	TUSD	USD/Stable Coins	291,142.42	291,142.42	(0.00)	1.00	(0.00)	(0.0%)	
UMA	UMA	Other Coins	2,602.95	2,602.95	0.00	2.55	0.00	0.0%	
Uniswap	UNI	Other Coins	45,893.30	45,893.30	(0.00)	5.53	(0.00)	(0.0%)	
USD Coin	USDC	USD/Stable Coins	36,018,064.47	36,124,007.81	105,943.34	1.00	105,943.34	0.3%	
TerraClassicUSD	USTC	Other Coins	844,503.39	844,509.44	6.05	-	-	0.0%	
Wrapped Bitcoin	WBTC	BTC & Equivalents	1.20	1.20	0.00	19,302.66	70.70	0.3%	
yearn.finance	YFI	Other Coins	0.32	0.44	0.12	5,439.32	646.22	37.0%	
ZUSD	ZUSD	USD/Stable Coins	0.03	1.00	0.97	1.00	0.97	3,233.2%	
Zcash	ZEC	Other Coins	2,342.83	2,430.67	87.84	51.98	4,565.91	3.7%	
Total Surplus/(Deficit):							\$	(2,415,480.60)	

Schedule 2

Surplus/(Deficit) of Crypto Assets in Custody Wallets to Custody Account Balances

Notes:

- [1] See Explanatory Notes for Appendix A regarding variances between asset and liability balances from different Debtor source documents.
- [2] Dollar Value of Surplus/(Deficit) calculated using digital asset closing price on the date. Prices sourced from www.messari.io
- [3] See Schedule 3 for mapping of digital assets to Debtor's groupings.
- [4] "Surplus/(Deficit) %" represents the "Surplus/(Deficit) # of Crypto Asset" divided by "Custody Liabilities."

Sources:

- [A] Account balances as reported on Debtor's Custody account reconciliation ("custody_balance (A&M)")
- [B] Fireblocks Custody transaction report ("Celsius - Custody Production-tx-history")
- [C] Crypto asset pricing based on the closing price as reported at <https://messari.io/>; if pricing was not available for a particular day, the most recent trading price was used.

Schedule 3

Mapping of Debtor's Crypto Assets ^{1,A}

<u>CEL</u>	<u>Symbol</u>	<u>Other Coins</u>	<u>Symbol</u>
Celsius	CEL	linch Network	IINCH
		Aave	AAVE
		Acala	ACA
<u>BTC & Equivalents</u>	<u>Symbol</u>	Alchemix	ALCX
Bitcoin	BTC	ALICE	ALICE
Wrapped Bitcoin	WBTC	Alpha Venture DAO	ALPHA
		Ampleforth	AMPL
<u>ETH & Equivalents</u> ²	<u>Symbol</u>	ANGLE	ANGLE
Binance ETH	BETH	ANKR	ANKR
Ether	ETH	Avalanche	AVAX
Staked Ether	stETH	Badger DAO	BADGER
Wrapped Ether	WETH	Balancer	BAL
		Bancor	BNT
<u>USD/Stable Coins</u>	<u>Symbol</u>	BarnBridge	BOND
3Crv	3CRV	Basic Attention Token	BAT
Alchemix USD	aUSD	BENQI	QI
AnchorUST	aUST	BENQI Liquid Staked AVAX	sAVAX
Angle Protocol	agEUR	Binance	BNB
Binance USD	BUSD	Bitcoin Cash	BCH
Fei USD	FEI	Bitcoin Gold	BTG
Frax	FRAX	Bitcoin SV	BSV
Gemini dollar	GUSD	Boba Network	BOBA
H2O DAO	H2O	BoringDAO	BOR
Liquity USD	LUSD	BoringDAO	BORING
Magic Internet Money	MIM	BT.Finance	BT
MAI	miMATIC	Cardano	ADA
Dai	DAI	ChainLink	LINK
Origin Dollar	OUSD	Compound	COMP
Pax Dollar	USDP	Convex	CVX
STASIS EURO	EURS	Cream Finance	CREAM
sUSD	SUSD	Curve DAO Token	CRV
Tether	USDT	cxADA	cxADA
Tether EURt	EURT	cxBTC	cxBTC
TrueUSD	TUSD	cxDOGE	cxDOGE
USD	USD	cxETH	cxETH
USD Coin	USDC	Dash	DASH
YUSD Stablecoin	yUSD	Decentraland	MANA
ZUSD	ZUSD	DIGG	DIGG

Schedule 3

Mapping of Debtor's Crypto Assets ^{1,A}

<u>Other Coins (Continued)</u>	<u>Symbol</u>	<u>Other Coins (Continued)</u>	<u>Symbol</u>
DNotes	NOTE	Ren	REN
Dogecoin	DOGE	XRP	XRP
Polkadot	DOT	Rook	ROOK
eCash	XEC	Serum	SRM
Ellipsis	EPS	Solana	SOL
EOS	EOS	Songbird	SGB
Ethereum Classic	ETC	SparkLab	SPARK
Everest	EVRT	SpookySwap	BOO
Fantom	FTM	StaFi	FIS
FTX Token	FTT	Star Atlas	ATLAS
Harvest Finance	FARM	Star Atlas DAO	POLIS
Hermez Network	HEZ	Stellar Lumens	XLM
JOE	JOE	Sugar Exchange	SGR
Juggernaut	JGN	SushiSwap	SUSHI
Kin	KIN	SWAPP Protocol	SWAPP
Kyber Network Crystal v2	KNC	Synthetix	SNX
Lido DAO	LDO	Terra Classic	LUNC
Litecoin	LTC	Tether Gold	XAUT
Livepeer	LPT	Tezos	XTZ
Loopring	LRC	tfTUSD	tfTUSD
LQTY	LQTY	Thales	THALES
Terra	LUNA	THORChain	RUNE
Maker	MKR	TrueAUD	TAUD
Maple	MPL	TrueCAD	TCAD
Marinade Staked SOL	MSOL	TrueFi	TRU
Marscoin	MARS	TrueGBP	TGBP
Polygon	MATIC	TrueHKD	THKD
MELT	MELT	UMA	UMA
OMG Network	OMG	Uniswap	UNI
Orbs	ORBS	TerraClassicUSD	USTC
Origin Protocol	OGN	Vesper	VSP
ownix	ONX	wDGLD	WDGLD
Ox	ZRX	yearn.finance	YFI
Paxos Gold	PAXG	YF Link	YFL
Pickle Finance	PICKLE	yveCRV-DAO	yveCRV-DAO
pNetwork	PNT	Zcash	ZEC
Qredo	QRDO		
Raydium	RAY		

Notes:

- [1] Mapping as provided in Debtor's Coin Reports
- [2] Customers do not hold BETH, stETH or any of the other ETH equivalents in Earn, Custody or Withheld accounts.

Sources:

- [A] Cryptocurrency names as listed on Coinbase.com

Schedule 4.1

Summary of Custody Balances per Debtor's Internal Reporting (Select Dates)¹

Celsius Crypto Asset Grouping²:

CEL

Freeze Report Date	Crypto Asset Quantity ^A				Freeze Report Date	Crypto Asset Value (\$USD 000s) ^{3,A}			
	Custody Assets	Custody Liabilities ⁴	Custody Reserve ^{4,5}	% Surplus (Shortfall) ⁶		Custody Assets	Custody Liabilities ⁴	Custody Reserve ^{4,5}	% Surplus (Shortfall) ⁶
04/15/2022	82,578.00	N/A	N/A	N/A	04/15/2022	\$ 191.04	N/A	N/A	N/A
04/18/2022	82,578.00	N/A	N/A	N/A	04/18/2022	172.21	N/A	N/A	N/A
04/29/2022	233,899.00	N/A	N/A	N/A	04/29/2022	490.11	N/A	N/A	N/A
05/06/2022	303,430.00	N/A	N/A	N/A	05/06/2022	609.49	N/A	N/A	N/A
05/09/2022	337,504.00	(306,822.00)	30,682.22	10.0%	05/09/2022	\$ 550.13	\$ (500.12)	\$ 50.01	10.0%
05/31/2022	1,717,559.00	(1,165,729.00)	551,830.00	47.3%	05/31/2022	1,425.57	(967.56)	458.02	47.3%
06/01/2022	1,717,559.18	(1,102,233.66)	615,325.52	55.8%	06/01/2022	1,253.18	(804.22)	448.96	55.8%
06/10/2022	1,178,040.00	(1,121,240.86)	56,799.14	5.1%	06/10/2022	543.04	(516.86)	26.18	5.1%
06/13/2022	1,210,940.00	(3,287,986.34)	(2,077,046.34)	(63.2%)	06/13/2022	410.83	(1,115.50)	(704.67)	(63.2%)
06/15/2022	1,210,940.13	(3,289,258.11)	(2,078,317.98)	(63.2%)	06/15/2022	674.78	(1,832.90)	(1,158.12)	(63.2%)
06/17/2022	1,210,940.13	(3,291,295.70)	(2,080,355.57)	(63.2%)	06/17/2022	715.75	(1,945.37)	(1,229.63)	(63.2%)
06/20/2022	1,210,940.13	(3,292,384.32)	(2,081,444.19)	(63.2%)	06/20/2022	1,168.26	(3,176.35)	(2,008.08)	(63.2%)
06/24/2022	1,210,940.13	(3,293,055.94)	(2,082,115.81)	(63.2%)	06/24/2022	1,388.59	(3,776.17)	(2,387.58)	(63.2%)
06/27/2022	1,210,940.13	(3,293,631.27)	(2,082,691.14)	(63.2%)	06/27/2022	897.99	(2,442.44)	(1,544.45)	(63.2%)
06/30/2022	1,908,512.84	(3,294,305.27)	(1,385,792.43)	(42.1%)	06/30/2022	1,224.52	(2,113.65)	(889.13)	(42.1%)
07/01/2022	1,908,912.84	(3,294,702.08)	(1,385,789.24)	(42.1%)	07/01/2022	1,220.46	(2,106.46)	(886.00)	(42.1%)
07/12/2022	1,910,422.43	(1,910,422.00)	0.43	0.0%	07/12/2022	1,416.99	(1,416.99)	0.00	0.0%
07/13/2022	1,910,422.43	(1,910,422.00)	0.43	0.0%	07/13/2022	1,755.07	(1,755.07)	0.00	0.0% ⁷
07/14/2022	1,910,422.43	(1,910,422.00)	0.43	0.0%	07/14/2022	1,541.28	(1,541.28)	0.00	0.0%
07/31/2022	1,910,422.43	(1,910,422.43)	0.00	0.0%	07/31/2022	2,102.50	(2,102.50)	0.00	0.0%
08/31/2022	1,910,422.43	(1,910,433.00)	(10.57)	(0.0%)	08/31/2022	2,196.99	(2,197.00)	(0.01)	(0.0%)
09/02/2022	1,910,422.43	(1,910,433.00)	(10.57)	(0.0%)	09/02/2022	2,693.70	(2,693.71)	(0.01)	(0.0%)
09/09/2022	1,910,422.43	(1,910,433.00)	(10.57)	(0.0%)	09/09/2022	2,604.10	(2,604.11)	(0.01)	(0.0%)
09/16/2022	1,910,422.43	(1,910,434.23)	(11.80)	(0.0%)	09/16/2022	3,066.61	(3,066.63)	(0.02)	(0.0%)
09/23/2022	1,910,422.43	(1,910,434.23)	(11.80)	(0.0%)	09/23/2022	3,032.60	(3,032.62)	(0.02)	(0.0%)
09/30/2022	1,910,422.43	(1,910,434.23)	(11.80)	(0.0%)	09/30/2022	2,600.66	(2,600.67)	(0.02)	(0.0%)
10/07/2022	1,910,422.43	(1,910,434.23)	(11.80)	(0.0%)	10/07/2022	2,200.62	(2,200.63)	(0.01)	(0.0%)
10/14/2022	1,910,422.43	(1,910,434.23)	(11.80)	(0.0%)	10/14/2022	1,846.61	(1,846.63)	(0.01)	(0.0%)
10/21/2022	1,910,422.43	(1,910,434.23)	(11.80)	(0.0%)	10/21/2022	1,807.45	(1,807.46)	(0.01)	(0.0%)
10/28/2022	1,910,422.43	(1,910,434.23)	(11.80)	(0.0%)	10/28/2022	1,743.64	(1,743.65)	(0.01)	(0.0%)

Notes:

- [1] See Explanatory Notes for Appendix A regarding variances between asset and liability balances from different Debtor source documents.
- [2] See Schedule 3 for mapping of crypto assets.
- [3] Freeze Reports provide the quantity and price of each crypto asset. Crypto asset values calculated as the product of the crypto asset quantity and price for the respective date.
- [4] Custody Liability and Custodian Reserve balances were not recorded on the Freeze Reports until Monday, May 9, 2022. In the Freeze Reports listed above the Custody Reserve balance on May 9th was labeled "Custody Reserve" and changed to "Custodian Reserve" beginning on May 31st.
- [5] The following calculation errors were identified within the respective Freeze Report(s):
05/09/2022: Calculated Custodian Reserve was 0.22 CEL, or approximately \$0.37 (as of the referenced price in \$USD on the respective Freeze Report) less than the Custody Reserve shown on the schedule.
- [6] Calculated as Custody Reserve / (Custody Liability).
- [7] Debtor's Petition Date.

Sources:

- [A] Coin Stats worksheets from Celsius Freeze Reports.

Schedule 4.2

Summary of Custody Balances per Debtor's Internal Reporting (Select Dates)¹

Celsius Crypto Asset Grouping²:

BTC Equivalent

Freeze Report Date	Crypto Asset Quantity ^A				Freeze Report Date	Crypto Asset Value (SUSD 000s) ^{3,A}			
	Custody Assets	Custody Liabilities ⁴	Custody Reserve ^{4,5}	% Surplus (Shortfall) ⁶		Custody Assets	Custody Liabilities ⁴	Custody Reserve ^{4,5}	% Surplus (Shortfall) ⁶
04/15/2022	657.00	N/A	N/A	N/A	04/15/2022	\$ 26,594.03	N/A	N/A	N/A
04/18/2022	657.00	N/A	N/A	N/A	04/18/2022	26,665.86	N/A	N/A	N/A
04/29/2022	824.23	N/A	N/A	N/A	04/29/2022	31,671.18	N/A	N/A	N/A
05/06/2022	906.23	N/A	N/A	N/A	05/06/2022	32,614.34	N/A	N/A	N/A
05/09/2022	906.00	(956.00)	(49.72)	(5.2%)	05/09/2022	\$ 28,405.22	\$ (29,972.84)	\$ (1,558.76)	(5.2%)
05/31/2022	2,635.00	(2,342.00)	293.00	12.5%	05/31/2022	83,892.51	(74,563.68)	9,328.83	12.5%
06/01/2022	2,534.75	(2,285.84)	248.91	10.9%	06/01/2022	76,675.55	(69,146.59)	7,528.96	10.9%
06/10/2022	2,548.00	(2,450.05)	97.95	4.0%	06/10/2022	73,965.26	(71,121.79)	2,843.47	4.0%
06/13/2022	2,570.00	(3,877.01)	(1,307.01)	(33.7%)	06/13/2022	59,854.01	(90,293.59)	(30,439.59)	(33.7%)
06/15/2022	2,570.05	(3,758.18)	(1,188.13)	(31.6%)	06/15/2022	55,697.44	(81,446.25)	(25,748.81)	(31.6%)
06/17/2022	2,570.05	(3,837.84)	(1,267.79)	(33.0%)	06/17/2022	53,046.30	(79,213.68)	(26,167.38)	(33.0%)
06/20/2022	2,570.05	(3,778.33)	(1,208.27)	(32.0%)	06/20/2022	52,422.65	(77,068.43)	(24,645.79)	(32.0%)
06/24/2022	2,570.05	(3,782.33)	(1,212.27)	(32.1%)	06/24/2022	54,649.81	(80,427.78)	(25,777.98)	(32.1%)
06/27/2022	2,570.05	(3,784.27)	(1,214.22)	(32.1%)	06/27/2022	53,570.27	(78,879.52)	(25,309.25)	(32.1%)
06/30/2022	3,515.15	(3,785.77)	(270.62)	(7.1%)	06/30/2022	71,467.32	(76,969.35)	(5,502.03)	(7.1%)
07/01/2022	3,516.16	(3,788.40)	(272.24)	(7.2%)	07/01/2022	68,530.39	(73,836.47)	(5,306.08)	(7.2%)
07/12/2022	3,523.45	(3,523.00)	0.45	0.0%	07/12/2022	70,339.06	(70,330.08)	8.98	0.0%
07/13/2022	3,523.45	(3,523.00)	0.45	0.0%	07/13/2022	68,489.29	(68,480.50)	8.79	0.0%
07/14/2022	3,523.45	(3,533.00)	(9.55)	(0.3%)	07/14/2022	71,441.41	(71,635.05)	(193.63)	(0.3%)
07/31/2022	3,535.49	(3,537.55)	(2.06)	(0.1%)	07/31/2022	82,734.51	(82,782.77)	(48.26)	(0.1%)
08/31/2022	3,535.49	(3,808.00)	(272.51)	(7.2%)	08/31/2022	70,999.97	(76,472.55)	(5,472.58)	(7.2%)
09/02/2022	3,535.49	(3,808.00)	(272.51)	(7.2%)	09/02/2022	70,472.84	(75,904.78)	(5,431.93)	(7.2%)
09/09/2022	3,535.49	(3,807.70)	(272.21)	(7.1%)	09/09/2022	75,395.53	(81,200.41)	(5,804.87)	(7.1%)
09/16/2022	3,535.49	(3,808.66)	(273.17)	(7.2%)	09/16/2022	70,390.37	(75,829.15)	(5,438.78)	(7.2%)
09/23/2022	3,535.49	(3,808.83)	(273.34)	(7.2%)	09/23/2022	67,562.64	(72,786.18)	(5,223.54)	(7.2%)
09/30/2022	3,535.49	(3,808.94)	(273.45)	(7.2%)	09/30/2022	68,668.71	(73,979.85)	(5,311.14)	(7.2%)
10/07/2022	3,535.49	(3,808.97)	(273.48)	(7.2%)	10/07/2022	69,084.42	(74,428.37)	(5,343.95)	(7.2%)
10/14/2022	3,535.49	(3,809.05)	(273.56)	(7.2%)	10/14/2022	67,937.54	(73,194.30)	(5,256.76)	(7.2%)
10/21/2022	3,535.49	(3,809.06)	(273.57)	(7.2%)	10/21/2022	67,718.00	(72,957.89)	(5,239.90)	(7.2%)
10/28/2022	3,535.49	(3,809.08)	(273.59)	(7.2%)	10/28/2022	73,307.16	(78,979.95)	(5,672.78)	(7.2%)

Notes:

- [1] See Explanatory Notes for Appendix A regarding variances between asset and liability balances from different Debtor source documents.
- [2] See Schedule 3 for mapping of crypto assets.
- [3] Freeze Reports provide the quantity and price of each crypto asset. Crypto asset values calculated as the product of the crypto asset quantity and price for the respective date.
- [4] Custody Liability and Custodian Reserve balances were not recorded on the Freeze Reports until Monday, May 9, 2022. In the Freeze Reports listed above the Custody Reserve balance on May 9th was labeled "Custody Reserve" and changed to "Custodian Reserve" beginning on May 31st.
- [5] The following calculation errors were identified within the respective Freeze Report(s):
05/09/2022: Calculated Custodian Reserve was 0.28 BTC Equivalent, or approximately \$8,853 (as of the referenced price in \$USD on the respective Freeze Report) less than the Custody Reserve shown on the schedule.
- [6] Calculated as Custody Reserve / (Custody Liability).
- [7] Debtor's Petition Date.

Sources:

- [A] Coin Stats worksheets from Celsius Freeze Reports.

Schedule 4.3

Summary of Custody Balances per Debtor's Internal Reporting (Select Dates)¹

Celsius Crypto Asset Grouping^{2,3}:

ETH Equivalent

Freeze Report Date	Crypto Asset Quantity ^A				Freeze Report Date	Crypto Asset Value (\$USD 000s) ^{4,A}			
	Custody Assets	Custody Liabilities ⁵	Custody Reserve ^{5,6}	% Surplus (Shortfall) ⁷		Custody Assets	Custody Liabilities ⁵	Custody Reserve ^{5,6}	% Surplus (Shortfall) ⁷
04/15/2022	1,569.00	N/A	N/A	N/A	04/15/2022	\$ 4,757.78	N/A	N/A	N/A
04/18/2022	1,569.00	N/A	N/A	N/A	04/18/2022	4,711.93	N/A	N/A	N/A
04/29/2022	8,050.90	N/A	N/A	N/A	04/29/2022	22,502.05	N/A	N/A	N/A
05/06/2022	6,879.90	N/A	N/A	N/A	05/06/2022	18,511.43	N/A	N/A	N/A
05/09/2022	7,602.00	(6,911.00)	690.79	10.0%	05/09/2022	\$ 17,558.11	\$ (15,962.13)	\$ 1,595.49	10.0%
05/31/2022	21,374.00	(17,108.00)	4,266.00	24.9%	05/31/2022	41,801.35	(33,458.29)	8,343.06	24.9%
06/01/2022	19,174.23	(17,304.33)	1,869.91	10.8%	06/01/2022	35,059.16	(31,640.13)	3,419.03	10.8%
06/10/2022	27,170.00	(25,125.54)	2,044.46	8.1%	06/10/2022	45,466.64	(42,045.42)	3,421.22	8.1%
06/13/2022	27,136.00	(43,083.64)	(15,947.64)	(37.0%)	06/13/2022	33,856.29	(53,753.40)	(19,897.11)	(37.0%)
06/15/2022	27,135.58	(43,404.59)	(16,269.01)	(37.5%)	06/15/2022	31,879.80	(50,993.18)	(19,113.38)	(37.5%)
06/17/2022	27,135.58	(44,621.54)	(17,485.96)	(39.2%)	06/17/2022	29,701.92	(48,841.61)	(19,139.69)	(39.2%)
06/20/2022	27,135.58	(46,911.68)	(19,776.10)	(42.2%)	06/20/2022	29,985.28	(51,838.20)	(21,852.92)	(42.2%)
06/24/2022	27,135.58	(46,947.36)	(19,811.78)	(42.2%)	06/24/2022	33,226.20	(57,484.76)	(24,258.56)	(42.2%)
06/27/2022	27,135.58	(46,953.82)	(19,818.24)	(42.2%)	06/27/2022	32,567.80	(56,353.42)	(23,785.62)	(42.2%)
06/30/2022	42,182.02	(46,981.51)	(4,799.49)	(10.2%)	06/30/2022	46,173.64	(51,427.30)	(5,253.66)	(10.2%)
07/01/2022	42,183.22	(46,982.59)	(4,799.37)	(10.2%)	07/01/2022	45,378.99	(50,541.96)	(5,162.97)	(10.2%)
07/12/2022	42,347.81	(42,348.00)	(0.19)	(0.0%)	07/12/2022	46,055.23	(46,055.44)	(0.21)	(0.0%)
07/13/2022	42,347.81	(42,348.00)	(0.19)	(0.0%)	07/13/2022	45,072.27	(45,072.47)	(0.20)	(0.0%) ⁸
07/14/2022	42,347.81	(42,373.00)	(25.19)	(0.1%)	07/14/2022	48,271.65	(48,300.36)	(28.71)	(0.1%)
07/31/2022	42,377.20	(42,391.29)	(14.09)	(0.0%)	07/31/2022	71,688.64	(71,712.47)	(23.83)	(0.0%)
08/31/2022	42,377.20	(47,103.00)	(4,725.80)	(10.0%)	08/31/2022	65,882.14	(73,229.15)	(7,347.01)	(10.0%)
09/02/2022	42,377.20	(47,103.00)	(4,725.80)	(10.0%)	09/02/2022	66,274.13	(73,664.85)	(7,390.72)	(10.0%)
09/09/2022	42,377.20	(47,102.66)	(4,725.46)	(10.0%)	09/09/2022	73,591.65	(81,797.82)	(8,206.17)	(10.0%)
09/16/2022	42,377.20	(47,117.92)	(4,740.71)	(10.1%)	09/16/2022	61,141.90	(67,981.81)	(6,839.91)	(10.1%)
09/23/2022	42,377.20	(47,124.83)	(4,747.63)	(10.1%)	09/23/2022	56,003.48	(62,277.69)	(6,274.22)	(10.1%)
09/30/2022	42,377.20	(47,131.62)	(4,754.42)	(10.1%)	09/30/2022	56,359.10	(62,682.19)	(6,323.08)	(10.1%)
10/07/2022	42,377.20	(47,141.56)	(4,764.35)	(10.1%)	10/07/2022	56,478.30	(62,828.00)	(6,349.70)	(10.1%)
10/14/2022	42,377.20	(47,147.11)	(4,769.91)	(10.1%)	10/14/2022	55,113.94	(61,317.48)	(6,203.53)	(10.1%)
10/21/2022	42,377.20	(47,149.18)	(4,771.98)	(10.1%)	10/21/2022	55,026.87	(61,223.29)	(6,196.42)	(10.1%)
10/28/2022	42,377.20	(47,149.18)	(4,771.98)	(10.1%)	10/28/2022	67,163.27	(74,726.33)	(7,563.07)	(10.1%)

Notes:

- [1] See Explanatory Notes for Appendix A regarding variances between asset and liability balances from different Debtor source documents.
- [2] See Schedule 3 for mapping of crypto assets.
- [3] Includes only ETH. Customers do not hold BETH, stETH or any of the other ETH equivalents in Earn, Custody or Withhold accounts
- [4] Freeze Reports provide the quantity and price of each crypto asset. Crypto asset values calculated as the product of the crypto asset quantity and price for the respective date.
- [5] Custody Liability and Custodian Reserve balances were not recorded on the Freeze Reports until Monday, May 9, 2022. In the Freeze Reports listed above the Custody Reserve balance on May 9th was labeled "Custody Reserve" and changed to "Custodian Reserve" beginning on May 31st.
- [6] The following calculation errors were identified within the respective Freeze Report(s):
05/09/2022: Calculated Custodian Reserve was 0.21 ETH Equivalent, or approximately \$488 (as of the referenced price in \$USD on the respective Freeze report) greater than the Custody Reserve shown on the schedule.
- [7] Calculated as Custody Reserve / (Custody Liability).
- [8] Debtor's Petition Date.

Sources:

- [A] Coin Stats worksheets from Celsius Freeze Reports.

Schedule 4.4

Summary of Custody Balances per Debtor's Internal Reporting (Select Dates)¹

Celsius Crypto Asset Grouping²:

USD/Stable Coins

Freeze Report Date	Crypto Asset Quantity ^A				Freeze Report Date	Crypto Asset Value (SUSD 000s) ^{3,A}			
	Custody Assets	Custody Liabilities ⁴	Custody Reserve ^{4,5}	% Surplus (Shortfall) ⁶		Custody Assets	Custody Liabilities ⁴	Custody Reserve ^{4,5}	% Surplus (Shortfall) ⁶
04/15/2022	17,281,942.00	N/A	N/A	N/A	04/15/2022	\$ 17,317.54	N/A	N/A	N/A
04/18/2022	17,281,942.00	N/A	N/A	N/A	04/18/2022	17,236.12	N/A	N/A	N/A
04/29/2022	22,009,246.00	N/A	N/A	N/A	04/29/2022	22,099.08	N/A	N/A	N/A
05/06/2022	27,982,616.00	N/A	N/A	N/A	05/06/2022	28,025.66	N/A	N/A	N/A
05/09/2022	38,029,064.00	(38,284,156.00)	(255,093.34)	(0.7%)	05/09/2022	\$ 38,029.97	\$ (38,284.58)	\$ (254.61)	(0.7%)
05/31/2022	40,789,450.00	(35,585,556.00)	5,203,894.00	14.6%	05/31/2022	40,789.45	(35,585.56)	5,203.89	14.6%
06/01/2022	45,464,718.96	(38,872,845.11)	6,591,873.85	17.0%	06/01/2022	45,560.56	(38,957.60)	6,602.96	16.9%
06/10/2022	36,495,114.00	(37,204,461.95)	(709,347.95)	(1.9%)	06/10/2022	36,555.45	(37,266.22)	(710.77)	(1.9%)
06/13/2022	39,070,434.00	(46,521,949.99)	(7,451,515.99)	(16.0%)	06/13/2022	39,100.02	(46,561.50)	(7,461.48)	(16.0%)
06/15/2022	39,070,435.05	(46,257,266.04)	(7,186,830.99)	(15.5%)	06/15/2022	39,154.88	(46,350.23)	(7,195.36)	(15.5%)
06/17/2022	39,070,435.05	(46,399,109.93)	(7,328,674.88)	(15.8%)	06/17/2022	39,114.34	(46,459.63)	(7,345.29)	(15.8%)
06/20/2022	39,070,435.05	(47,350,550.10)	(8,280,115.05)	(17.5%)	06/20/2022	39,149.45	(47,449.22)	(8,299.77)	(17.5%)
06/24/2022	39,070,435.05	(46,388,890.44)	(7,318,455.39)	(15.8%)	06/24/2022	39,121.66	(46,460.36)	(7,338.70)	(15.8%)
06/27/2022	39,070,435.05	(46,410,057.94)	(7,339,622.89)	(15.8%)	06/27/2022	39,143.01	(46,502.10)	(7,359.10)	(15.8%)
06/30/2022	43,935,258.13	(46,400,140.49)	(2,464,882.36)	(5.3%)	06/30/2022	43,977.03	(46,443.60)	(2,466.57)	(5.3%)
07/01/2022	43,951,558.13	(46,415,640.43)	(2,464,082.30)	(5.3%)	07/01/2022	43,975.44	(46,438.69)	(2,463.25)	(5.3%)
07/12/2022	43,998,528.06	(43,858,363.00)	140,165.06	0.3%	07/12/2022	44,065.04	(43,924.77)	140.27	0.3%
07/13/2022	44,012,685.59	(43,858,363.00)	154,322.59	0.4%	07/13/2022	44,030.31	(43,876.01)	154.29	0.4% ⁷
07/14/2022	44,012,685.59	(43,974,466.00)	38,219.59	0.1%	07/14/2022	44,084.69	(44,046.48)	38.21	0.1%
07/31/2022	44,012,685.59	(43,947,389.03)	65,296.56	0.1%	07/31/2022	44,033.03	(43,967.82)	65.21	0.1%
08/31/2022	44,012,685.59	(46,455,178.00)	(2,442,492.41)	(5.3%)	08/31/2022	44,059.07	(46,513.97)	(2,454.90)	(5.3%)
09/02/2022	44,012,685.59	(46,455,178.00)	(2,442,492.41)	(5.3%)	09/02/2022	44,012.69	(46,455.18)	(2,442.49)	(5.3%)
09/09/2022	44,012,685.59	(46,455,140.00)	(2,442,454.41)	(5.3%)	09/09/2022	44,037.59	(46,482.69)	(2,445.10)	(5.3%)
09/16/2022	44,012,685.59	(46,461,096.46)	(2,448,410.87)	(5.3%)	09/16/2022	44,057.11	(46,510.00)	(2,452.89)	(5.3%)
09/23/2022	44,012,685.59	(46,461,090.03)	(2,448,404.44)	(5.3%)	09/23/2022	44,050.63	(46,503.40)	(2,452.76)	(5.3%)
09/30/2022	44,012,685.59	(46,461,108.49)	(2,448,422.90)	(5.3%)	09/30/2022	44,057.94	(46,510.19)	(2,452.25)	(5.3%)
10/07/2022	44,012,685.59	(46,461,108.49)	(2,448,422.90)	(5.3%)	10/07/2022	44,027.83	(46,476.52)	(2,448.69)	(5.3%)
10/14/2022	44,012,685.59	(46,461,070.97)	(2,448,385.38)	(5.3%)	10/14/2022	44,035.52	(46,487.27)	(2,451.75)	(5.3%)
10/21/2022	44,012,685.59	(46,461,069.97)	(2,448,384.38)	(5.3%)	10/21/2022	44,042.04	(46,495.09)	(2,453.06)	(5.3%)
10/28/2022	44,012,685.59	(46,461,070.47)	(2,448,384.88)	(5.3%)	10/28/2022	44,011.18	(46,460.73)	(2,449.55)	(5.3%)

Notes:

- [1] See Explanatory Notes for Appendix A regarding variances between asset and liability balances from different Debtor source documents.
- [2] See Schedule 3 for mapping of crypto assets.
- [3] Freeze Reports provide the quantity and price of each crypto asset. Crypto asset values calculated as the product of the crypto asset quantity and price for the respective date.
- [4] Custody Liability and Custodian Reserve balances were not recorded on the Freeze Reports until Monday, May 9, 2022. In the Freeze Reports listed above the Custody Reserve balance on May 9th was labeled "Custody Reserve" and changed to "Custodian Reserve" beginning on May 31st.
- [5] The following calculation errors were identified within the respective Freeze Report(s):
05/09/2022: Calculated Custodian Reserve was 1.34 USD/Stable Coins, or approximately \$1.36 (as of the referenced price in SUSD on the respective Freeze Report) greater than the Custody Reserve shown on the schedule.
- [6] Calculated as Custody Reserve / (Custody Liability).
- [7] Debtor's Petition Date.

Sources:

- [A] Coin Stats worksheets from Celsius Freeze Reports.

Schedule 4.5

Summary of Custody Balances per Debtor's Internal Reporting (Select Dates)¹

Celsius Crypto Asset Grouping²:

Other Coins

Freeze Report Date	Crypto Asset Quantity ^A				Freeze Report Date	Crypto Asset Value (SUSD 000s) ^{3,A}			
	Custody Assets	Custody Liabilities ⁴	Custody Reserve ^{4,5}	% Surplus (Shortfall) ⁶		Custody Assets	Custody Liabilities ⁴	Custody Reserve ^{4,5}	% Surplus (Shortfall) ⁶
04/15/2022	4,445,526.70	N/A	N/A	N/A	04/15/2022	\$ 22,770.25	N/A	N/A	N/A
04/18/2022	4,445,526.70	N/A	N/A	N/A	04/18/2022	23,789.22	N/A	N/A	N/A
04/29/2022	8,792,078.63	N/A	N/A	N/A	04/29/2022	9,368.69	N/A	N/A	N/A
05/06/2022	12,554,782.37	N/A	N/A	N/A	05/06/2022	13,705.08	N/A	N/A	N/A
05/09/2022	12,758,178.00	(13,003,901.00)	(256,773.42)	(2.0%)	05/09/2022	\$ 11,712.21	\$ (11,642.21)	\$ 64.60	0.6%
05/31/2022	53,687,097.00	(56,262,519.00)	(2,358,208.00)	(4.2%)	05/31/2022	23,386.49	(19,746.95)	3,670.72	18.6%
06/01/2022	54,165,756.78	(55,211,644.56)	(829,269.15)	(1.5%)	06/01/2022	21,078.25	(17,123.12)	3,985.81	23.3%
06/10/2022	50,409,165.00	(53,580,527.79)	(2,913,127.08)	(5.4%)	06/10/2022	17,782.63	(17,301.85)	480.78	2.8%
06/13/2022	48,529,066.00	(62,327,114.02)	(13,798,048.02)	(22.1%)	06/13/2022	14,135.84	(24,350.02)	(10,214.17)	(41.9%)
06/15/2022	48,528,999.64	(63,504,638.90)	(14,975,639.26)	(23.6%)	06/15/2022	14,810.99	(25,418.34)	(10,607.35)	(41.7%)
06/17/2022	48,529,066.12	(63,572,652.21)	(15,043,586.10)	(23.7%)	06/17/2022	14,263.69	(24,773.28)	(10,509.59)	(42.4%)
06/20/2022	48,529,066.12	(63,701,443.67)	(15,172,377.55)	(23.8%)	06/20/2022	14,851.82	(25,725.82)	(10,874.00)	(42.3%)
06/24/2022	48,529,066.12	(63,837,326.31)	(15,308,260.19)	(24.0%)	06/24/2022	17,016.53	(28,976.88)	(11,960.35)	(41.3%)
06/27/2022	48,527,024.80	(63,848,410.23)	(15,321,385.43)	(24.0%)	06/27/2022	15,857.81	(27,393.50)	(11,535.68)	(42.1%)
06/30/2022	63,437,250.61	(63,884,600.28)	(447,349.67)	(0.7%)	06/30/2022	22,055.37	(26,050.40)	(3,995.02)	(15.3%)
07/01/2022	63,446,160.61	(63,884,747.66)	(438,587.05)	(0.7%)	07/01/2022	21,491.20	(25,332.45)	(3,841.24)	(15.2%)
07/12/2022	63,563,954.92	(63,919,344.00)	(355,389.08)	(0.6%)	07/12/2022	22,153.86	(24,726.15)	(2,572.29)	(10.4%)
07/13/2022	63,572,383.57	(63,919,344.00)	(346,960.43)	(0.5%)	07/13/2022	24,010.93	(23,972.62)	38.32	0.2% ⁷
07/14/2022	63,572,383.57	(64,126,568.07)	(554,184.50)	(0.9%)	07/14/2022	25,482.31	(25,451.47)	30.84	0.1%
07/31/2022	63,579,705.56	(64,131,333.42)	(551,627.86)	(0.9%)	07/31/2022	31,523.02	(31,482.32)	40.70	0.1%
08/31/2022	63,579,705.56	(64,285,858.00)	(706,152.44)	(1.1%)	08/31/2022	26,990.49	(28,139.59)	(1,149.10)	(4.1%)
09/02/2022	63,579,705.56	(64,285,859.00)	(706,153.44)	(1.1%)	09/02/2022	27,626.39	(28,813.96)	(1,187.57)	(4.1%)
09/09/2022	63,579,705.56	(64,285,254.59)	(705,549.03)	(1.1%)	09/09/2022	29,625.55	(30,912.36)	(1,286.81)	(4.2%)
09/16/2022	63,579,705.56	(64,315,161.46)	(735,455.90)	(1.1%)	09/16/2022	27,728.18	(29,029.03)	(1,300.85)	(4.5%)
09/23/2022	63,579,705.56	(64,315,288.97)	(735,583.41)	(1.1%)	09/23/2022	27,436.41	(28,680.64)	(1,244.23)	(4.3%)
09/30/2022	63,579,705.56	(64,315,441.86)	(735,736.30)	(1.1%)	09/30/2022	27,107.30	(28,385.17)	(1,277.87)	(4.5%)
10/07/2022	63,579,705.56	(64,316,020.72)	(736,315.16)	(1.1%)	10/07/2022	27,517.27	(28,796.85)	(1,279.58)	(4.4%)
10/14/2022	63,579,705.56	(64,316,226.20)	(736,520.64)	(1.1%)	10/14/2022	25,669.74	(26,849.54)	(1,179.79)	(4.4%)
10/21/2022	63,579,705.56	(64,316,399.93)	(736,694.37)	(1.1%)	10/21/2022	25,235.61	(26,398.05)	(1,162.43)	(4.4%)
10/28/2022	63,579,705.56	(64,316,602.58)	(736,897.02)	(1.1%)	10/28/2022	27,917.43	(29,132.34)	(1,214.91)	(4.2%)

[1] See Explanatory Notes for Appendix A regarding variances between asset and liability balances from different Debtor source documents.

[2] See Schedule 3 for mapping of crypto assets.

[3] Freeze Reports provide the quantity and price of each crypto asset. Crypto asset values calculated as the product of the crypto asset quantity and price for the respective date.

[4] Custody Liability and Custodian Reserve balances were not recorded on the Freeze Reports until Monday, May 9, 2022. In the Freeze Reports listed above the Custody Reserve balance on May 9th was labeled "Custody Reserve" and changed to "Custodian Reserve" beginning on May 31st.

[5] The following calculation errors were identified within the respective Freeze Report(s):

05/09/2022: Calculated Custodian Reserve was 11,050.42 Other Coins, or approximately \$5,412 (as of the referenced price in \$USD on the respective Freeze report) greater than the Custody Reserve shown on the schedule.
 05/31/2022: Calculated Custodian Reserve was 217,214.00 Other Coins, or approximately \$31,189 (as of the referenced price in \$USD on the respective Freeze report) less than the Custody Reserve shown on the schedule.
 06/01/2022: Calculated Custodian Reserve was 216,618.63 Other Coins, or approximately \$30,677 (as of the referenced price in \$USD on the respective Freeze report) less than the Custody Reserve shown on the schedule.
 06/10/2022: Calculated Custodian Reserve was 258,235.71 Other Coins less than the Custody Reserve shown on the schedule.

[6] Calculated as Custody Reserve / (Custody Liability).

[7] Debtor's Petition Date.

Sources:

[A] Coin Stats worksheets from Celsius Freeze Reports.

Schedule 4.6

Summary of Custody Balances per Debtor's Internal Reporting (Select Dates)¹

Celsius Crypto Assets:

All Coins

Freeze Report Date	Crypto Asset Quantity ^A				Freeze Report Date	Crypto Asset Value (USD 000s) ^{2,A}			
	Custody Assets	Custody Liabilities ³	Custody Reserve ^{3,4}	% Surplus (Shortfall) ⁵		Custody Assets	Custody Liabilities ³	Custody Reserve ^{3,4}	% Surplus (Shortfall) ⁵
04/15/2022	21,812,272.70	N/A	N/A	N/A	04/15/2022	\$ 71,630.63	N/A	N/A	N/A
04/18/2022	21,812,272.70	N/A	N/A	N/A	04/18/2022	72,575.33	N/A	N/A	N/A
04/29/2022	31,044,098.76	N/A	N/A	N/A	04/29/2022	86,131.11	N/A	N/A	N/A
05/06/2022	40,848,614.50	N/A	N/A	N/A	05/06/2022	93,466.00	N/A	N/A	N/A
05/09/2022	51,133,254.00	(51,602,746.00)	(480,543.46)	(0.9%)	05/09/2022	\$ 96,255.64	\$ (96,361.87)	\$ (103.27)	(0.1%)
05/31/2022	96,218,115.00	(93,033,254.00)	3,402,075.00	3.7%	05/31/2022	191,295.37	(164,322.03)	27,004.53	16.4%
06/01/2022	101,369,743.90	(95,206,313.49)	6,380,049.05	6.7%	06/01/2022	179,626.70	(157,671.66)	21,985.73	13.9%
06/10/2022	88,112,037.00	(91,933,806.19)	(3,563,533.48)	(3.9%)	06/10/2022	174,313.02	(168,252.14)	6,060.88	3.6%
06/13/2022	88,840,146.00	(112,184,011.00)	(23,343,865.00)	(20.8%)	06/13/2022	147,356.99	(216,074.02)	(68,717.03)	(31.8%)
06/15/2022	88,840,080.45	(113,098,325.82)	(24,258,245.37)	(21.4%)	06/15/2022	142,217.89	(206,040.91)	(63,823.01)	(31.0%)
06/17/2022	88,840,146.93	(113,311,517.22)	(24,471,370.30)	(21.6%)	06/17/2022	136,842.00	(201,233.58)	(64,391.58)	(32.0%)
06/20/2022	88,840,146.93	(114,395,068.09)	(25,554,921.17)	(22.3%)	06/20/2022	137,577.46	(205,258.02)	(67,680.56)	(33.0%)
06/24/2022	88,840,146.93	(113,570,002.37)	(24,729,855.45)	(21.8%)	06/24/2022	145,402.79	(217,125.96)	(71,723.17)	(33.0%)
06/27/2022	88,838,105.61	(113,602,837.53)	(24,764,731.92)	(21.8%)	06/27/2022	142,036.89	(211,570.99)	(69,534.10)	(32.9%)
06/30/2022	109,326,718.75	(113,629,813.32)	(4,303,094.57)	(3.8%)	06/30/2022	184,897.88	(203,004.30)	(18,106.42)	(8.9%)
07/01/2022	109,352,330.96	(113,645,861.17)	(4,293,530.21)	(3.8%)	07/01/2022	180,596.49	(198,256.03)	(17,659.54)	(8.9%)
07/12/2022	109,518,776.67	(109,734,000.00)	(215,223.33)	(0.2%)	07/12/2022	184,030.18	(186,453.42)	(2,423.25)	(1.3%)
07/13/2022	109,541,362.85	(109,734,000.00)	(192,637.15)	(0.2%)	07/13/2022	183,357.86	(183,156.67)	201.19	0.1% ⁶
07/14/2022	109,541,362.85	(110,057,362.07)	(515,999.22)	(0.5%)	07/14/2022	190,821.34	(190,974.64)	(153.30)	(0.1%)
07/31/2022	109,548,726.27	(110,035,073.71)	(486,347.44)	(0.4%)	07/31/2022	232,081.70	(232,047.87)	33.83	0.0%
08/31/2022	109,548,726.27	(112,702,380.00)	(3,153,653.73)	(2.8%)	08/31/2022	210,128.66	(226,552.26)	(16,423.60)	(7.2%)
09/02/2022	109,548,726.27	(112,702,381.00)	(3,153,654.73)	(2.8%)	09/02/2022	211,079.74	(227,532.47)	(16,452.73)	(7.2%)
09/09/2022	109,548,726.27	(112,701,737.95)	(3,153,011.68)	(2.8%)	09/09/2022	225,254.42	(242,997.39)	(17,742.97)	(7.3%)
09/16/2022	109,548,726.27	(112,737,618.73)	(3,188,892.46)	(2.8%)	09/16/2022	206,384.17	(222,416.62)	(16,032.45)	(7.2%)
09/23/2022	109,548,726.27	(112,737,746.89)	(3,189,020.62)	(2.8%)	09/23/2022	198,085.76	(213,280.53)	(15,194.77)	(7.1%)
09/30/2022	109,548,726.27	(112,737,925.13)	(3,189,198.87)	(2.8%)	09/30/2022	198,793.71	(214,158.08)	(15,364.37)	(7.2%)
10/07/2022	109,548,726.27	(112,738,513.96)	(3,189,787.69)	(2.8%)	10/07/2022	199,308.43	(214,730.37)	(15,421.94)	(7.2%)
10/14/2022	109,548,726.27	(112,738,687.56)	(3,189,961.29)	(2.8%)	10/14/2022	194,603.36	(209,695.21)	(15,091.85)	(7.2%)
10/21/2022	109,548,726.27	(112,738,862.36)	(3,190,136.09)	(2.8%)	10/21/2022	193,829.97	(208,881.79)	(15,051.82)	(7.2%)
10/28/2022	109,548,726.27	(112,739,065.54)	(3,190,339.27)	(2.8%)	10/28/2022	214,142.68	(231,043.00)	(16,900.33)	(7.3%)

Notes:

- [1] See Explanatory Notes for Appendix A regarding variances between asset and liability balances from different Debtor source documents.
- [2] Freeze Reports provide the quantity and price of each crypto asset. Crypto asset values calculated as the product of the crypto asset quantity and price for the respective date.
- [3] Custody Liability and Custodian Reserve balances were not recorded on the Freeze Reports until Monday, May 9, 2022. In the Freeze Reports listed above the Custody Reserve balance on May 9th was labeled "Custody Reserve" and changed to "Custodian Reserve" beginning on May 31st.
- [4] The following calculation errors were identified within the respective Freeze Report(s):
 - 05/09/2022: Calculated Custodian Reserve was 11,051.46 Coins (in total) greater than the Custody Reserve shown on the schedule, but approximately \$2,952 (as of the referenced price in \$USD on the respective Freeze Report) less than the Custody Reserve shown on the schedule. The discrepancy is driven primarily by the Calculated Custodian Reserve for BTC-Equivalent crypto assets being 0.28 units less than the Custody Reserve, or approximately \$8,853 less than the Custody Reserve shown on the schedule.
 - 05/31/2022: Calculated Custodian Reserve was 217,214.00 Other Coins, or approximately \$31,189 (as of the referenced price in \$USD on the respective Freeze Report) less than the Custody Reserve shown on the schedule.
 - 06/01/2022: Calculated Custodian Reserve was 216,618.63 Other Coins, or approximately \$30,677 (as of the referenced price in \$USD on the respective Freeze Report) less than the Custody Reserve shown on the schedule.
 - 06/10/2022: Calculated Custodian Reserve was 258,235.71 Other Coins less than the Custody Reserve shown on the schedule.

[5] Calculated as Custody Reserve / (Custody Liability).

[6] Debtor's Petition Date.

Sources:

[A] Coin Stats worksheets from Celsius Freeze Reports.

Schedule 5.1

Summary of Custody Account Balances by Crypto Asset Quantity^{1,2}

Date	Custody Liabilities: Crypto Assets ^{3,A}					Total
	CEL	BTC Equivalents	ETH Equivalent ⁴	USD/Stable Coins	Other Coins	
04/15/2022	16,370.83	214.36	1,871.10	7,809,150.32	1,130,188.81	8,957,795.42
04/16/2022	91,103.43	258.20	1,924.21	7,073,737.57	1,606,386.90	8,773,410.31
04/17/2022	113,922.28	290.71	2,216.49	8,258,589.84	2,776,442.14	11,151,461.47
04/18/2022	113,136.26	360.37	2,767.98	13,205,678.36	3,839,540.60	17,161,483.56
04/19/2022	175,872.54	462.25	2,817.73	15,340,889.40	3,535,825.66	19,055,867.58
04/20/2022	208,514.65	432.03	3,300.07	15,387,719.41	3,685,944.20	19,285,910.35
04/21/2022	205,491.60	472.32	3,808.27	15,616,888.63	5,089,335.78	20,915,996.60
04/22/2022	223,585.21	517.13	5,458.33	16,233,506.54	4,386,984.16	20,850,051.37
04/23/2022	233,170.96	562.66	4,035.47	16,298,196.03	4,670,405.15	21,206,370.28
04/24/2022	322,850.67	623.61	3,883.52	16,396,625.81	5,076,141.63	21,800,125.24
04/25/2022	267,067.96	653.26	4,390.78	17,419,653.33	5,923,514.13	23,615,279.45
04/26/2022	273,603.47	682.31	5,251.25	18,240,908.07	5,614,871.16	24,135,316.25
04/27/2022	272,155.03	748.92	5,701.80	19,517,318.85	7,413,973.26	27,209,897.85
04/28/2022	275,955.76	764.31	5,612.38	21,589,031.79	7,528,687.62	29,400,051.86
04/29/2022	279,455.82	830.67	6,941.10	23,849,392.37	8,236,048.10	32,372,668.05
04/30/2022	293,720.61	887.05	7,437.90	24,569,896.23	9,297,235.31	34,169,177.11
05/01/2022	306,065.12	871.99	6,891.85	23,340,059.05	10,324,973.26	33,978,861.26
05/02/2022	316,354.57	887.74	7,062.71	23,109,318.73	9,680,831.19	33,114,454.94
05/03/2022	282,524.47	901.03	7,094.07	24,031,903.35	10,631,043.76	34,953,466.67
05/04/2022	301,448.11	902.21	7,581.79	25,045,372.81	9,963,308.81	35,318,613.73
05/05/2022	356,779.95	1,004.22	7,972.02	25,113,364.36	9,990,966.80	35,470,087.35
05/06/2022	399,753.04	949.54	6,850.53	27,580,037.57	10,523,744.39	38,511,335.07
05/07/2022	417,976.58	857.48	7,281.28	25,431,736.80	10,399,174.17	36,257,026.31
05/08/2022	438,445.26	926.20	8,538.18	38,160,616.09	12,015,729.25	50,624,254.99
05/09/2022	477,216.52	1,425.25	13,742.35	31,886,049.95	14,037,070.86	46,415,504.92
05/10/2022	532,995.18	1,328.82	13,905.67	30,733,879.40	13,774,023.30	45,056,132.37
05/11/2022	910,560.89	2,407.99	26,544.87	63,166,422.53	21,389,884.08	85,495,820.36
05/12/2022	1,145,476.38	2,974.03	22,633.83	91,912,552.69	21,537,038.43	114,620,675.36
05/13/2022	1,130,859.67	2,472.86	25,434.10	54,191,684.00	20,924,413.41	76,274,864.03
05/14/2022	825,666.89	2,484.93	25,432.56	48,865,851.76	24,349,712.29	74,069,148.44
05/15/2022	917,088.93	3,094.75	33,915.72	58,228,844.97	34,908,857.51	94,091,801.88
05/16/2022	1,645,936.64	3,305.55	30,617.91	50,152,946.39	43,514,912.53	95,347,719.02
05/17/2022	1,660,778.99	2,697.14	26,586.39	40,288,080.26	35,996,422.96	77,974,565.74
05/18/2022	1,690,942.50	2,579.28	25,468.12	40,445,162.67	40,999,782.76	83,163,935.33
05/19/2022	1,704,516.26	2,525.51	24,716.26	39,807,073.95	44,386,077.23	85,924,909.20
05/20/2022	1,730,501.28	2,451.02	28,243.17	34,850,021.15	45,149,777.86	81,760,994.49
05/21/2022	1,702,412.54	2,498.68	27,844.82	37,078,483.00	44,511,523.00	83,322,762.03
05/22/2022	1,703,249.68	2,488.39	21,007.10	35,391,059.84	43,116,586.10	80,234,391.11
05/23/2022	1,722,751.05	2,475.74	20,471.99	34,246,620.14	43,143,797.01	79,136,115.93
05/24/2022	1,796,633.61	2,600.34	20,221.18	33,435,643.14	43,906,231.16	79,161,329.43
05/25/2022	1,784,563.97	2,594.95	19,397.93	32,387,400.93	49,458,287.46	83,652,245.25
05/26/2022	1,778,460.82	2,608.16	17,808.32	32,720,679.83	48,415,674.94	82,935,232.06
05/27/2022	1,894,047.60	2,716.16	21,273.58	33,907,131.98	49,454,190.49	85,279,359.82
05/28/2022	1,957,848.96	2,481.56	20,557.45	37,377,543.70	56,898,891.77	96,257,323.44
05/29/2022	1,940,923.60	2,473.14	20,177.33	40,470,642.71	54,771,108.13	97,205,324.90
05/30/2022	2,067,310.10	2,476.32	19,572.74	35,886,622.67	55,639,960.03	93,615,941.87
05/31/2022	1,940,531.25	2,393.40	25,182.65	43,106,721.88	55,148,016.14	100,222,845.32
06/01/2022	1,908,235.58	2,314.83	17,557.45	38,710,537.32	54,682,914.89	95,321,560.06
06/02/2022	1,899,137.51	2,509.69	17,796.95	39,016,103.23	54,814,257.86	95,749,805.24
06/03/2022	1,893,813.83	2,470.04	18,079.14	35,040,529.91	54,308,995.50	91,263,888.42
06/04/2022	1,907,818.53	2,413.89	22,942.99	34,525,400.66	54,729,403.45	91,187,979.52
06/05/2022	1,887,249.25	2,473.91	23,949.00	34,583,250.64	54,255,068.23	90,751,991.03
06/06/2022	1,997,403.01	2,536.58	24,594.39	36,706,808.36	54,205,535.04	92,936,877.38
06/07/2022	2,043,476.90	2,441.14	25,472.76	36,095,035.05	54,543,571.12	92,709,996.97

Custody Liabilities: Crypto Assets ^{3,A}						
Date	CEL	BTC Equivalents	ETH Equivalent ⁴	USD/Stable Coins	Other Coins	Total
06/08/2022	2,055,919.51	2,497.64	25,780.46	35,273,556.65	54,614,794.16	91,972,548.42
06/09/2022	2,081,744.79	2,506.99	26,939.70	36,697,839.64	53,435,417.40	92,244,448.53
06/10/2022	2,494,795.65	2,821.97	30,653.46	41,332,840.89	56,189,258.15	100,050,370.12
06/11/2022	2,554,455.44	3,571.27	35,418.20	52,223,971.40	61,330,703.11	116,148,119.41
06/12/2022	3,188,107.11	3,696.33	21,291.91	48,974,929.76	60,931,931.39	113,119,956.51
06/13/2022	3,288,557.98	3,877.31	43,076.88	46,572,631.43	62,327,262.18	112,235,405.78
06/14/2022	3,289,082.96	3,768.00	42,604.74	46,031,458.19	63,461,876.41	112,828,790.31
06/15/2022	3,289,258.11	3,756.68	43,404.85	46,522,501.91	63,504,677.13	113,363,598.68
06/16/2022	3,290,922.00	3,788.42	44,501.08	46,561,716.26	63,561,908.34	113,462,836.11
06/17/2022	3,291,295.70	3,838.18	44,643.12	46,656,128.35	63,572,732.98	113,568,638.34
06/18/2022	3,292,234.67	3,788.76	46,959.56	46,346,377.19	63,670,154.85	113,359,515.03
06/19/2022	3,292,278.08	3,784.96	47,059.44	46,234,529.21	63,690,652.17	113,268,303.87
06/20/2022	3,292,384.32	3,778.33	46,912.02	47,380,550.10	63,701,470.19	114,425,094.96
06/21/2022	3,292,384.32	3,785.04	46,957.95	46,247,833.91	63,703,752.35	113,294,713.57
06/22/2022	3,292,384.32	3,778.46	47,012.18	46,431,746.79	63,803,494.92	113,578,416.67
06/23/2022	3,293,052.94	3,781.72	46,946.79	46,417,075.49	63,835,831.63	113,596,688.57
06/24/2022	3,293,055.94	3,782.77	46,947.69	46,388,890.44	63,837,326.41	113,570,003.26
06/25/2022	3,293,055.94	3,783.74	46,953.56	46,412,875.70	63,842,049.46	113,598,718.40
06/26/2022	3,293,418.31	3,784.03	46,953.23	46,406,021.68	63,845,273.19	113,595,450.44
06/27/2022	3,293,631.27	3,784.28	46,954.22	46,410,057.94	63,848,410.24	113,602,837.96
06/28/2022	3,293,840.80	3,784.55	46,978.94	46,407,165.06	63,861,795.33	113,613,564.68
06/29/2022	3,294,305.27	3,784.82	46,980.32	46,402,008.14	63,876,793.07	113,623,871.62
06/30/2022	3,294,305.27	3,785.58	46,981.76	46,400,941.40	63,883,544.58	113,629,558.59
07/01/2022	3,294,704.08	3,788.46	46,982.94	46,415,640.01	63,884,950.65	113,646,066.13
07/02/2022	3,294,711.95	3,789.46	46,988.12	46,423,785.53	63,887,726.23	113,657,001.29
07/03/2022	3,295,143.75	3,787.24	46,978.50	46,442,952.24	63,888,066.17	113,676,927.90
07/04/2022	3,295,143.75	3,787.47	47,034.14	46,470,515.26	63,889,704.30	113,706,184.91
07/05/2022	3,295,459.50	3,789.35	47,029.01	46,487,738.75	63,889,993.64	113,724,010.26
07/06/2022	3,295,774.97	3,798.69	47,039.02	46,489,060.23	63,892,009.10	113,727,682.02
07/07/2022	3,295,774.97	3,801.51	47,037.07	46,645,238.32	63,908,459.42	113,900,311.31
07/08/2022	3,296,184.44	3,802.07	47,041.28	46,408,968.19	63,909,238.74	113,665,234.73
07/09/2022	3,296,184.44	3,802.70	47,041.37	46,383,346.06	63,909,500.17	113,639,874.75
07/10/2022	3,296,214.85	3,802.65	47,041.80	46,380,378.20	63,909,622.86	113,637,060.36
07/11/2022	3,296,214.85	3,794.15	47,042.17	46,363,048.53	63,909,902.68	113,620,002.38
07/12/2022	3,296,214.85	3,791.47	47,042.28	46,374,886.64	64,052,216.61	113,774,151.84
07/13/2022	3,296,214.85	3,801.76	47,067.45	46,515,905.65	64,252,551.20	114,115,540.91

Notes:

- [1] See Explanatory Notes for Appendix A regarding variances between asset and liability balances from different Debtor source documents.
- [2] Date range includes launch of Custody Service through Debtor’s Petition Date.
- [3] See Schedule 3 for mapping of crypto assets.
- [4] Includes only ETH. Customers do not hold BETH, stETH or any of the other ETH equivalents in Earn, Custody or Withhold accounts.

Sources:

- [A] Celsius, SOFA3_2YR (October 27, 2022).

Schedule 5.2

Summary of Custody Account Balances by Crypto Asset Value^{1,2}

Date	Custody Liabilities: Crypto Asset Value (\$USD 000s) ^{3,4,A}					
	CEL	BTC Equivalent	ETH Equivalent ⁵	USD/Stable Coins	Other Coins	Total
04/15/2022	\$ 37.46	\$ 8,693.62	\$ 5,689.90	\$ 7,797.71	\$ 2,274.31	\$ 24,493.01
04/16/2022	194.56	10,428.99	5,888.49	7,070.75	3,246.52	26,829.31
04/17/2022	246.38	11,539.00	6,624.39	8,257.84	4,490.04	31,157.65
04/18/2022	239.33	14,705.69	8,459.65	13,187.71	6,377.22	42,969.58
04/19/2022	392.41	19,184.15	8,742.23	15,338.03	5,772.23	49,429.05
04/20/2022	461.72	17,871.35	10,153.54	15,385.19	6,047.39	49,919.18
04/21/2022	431.78	19,120.70	11,363.67	15,612.71	6,493.52	53,022.38
04/22/2022	472.24	20,536.71	16,171.68	16,159.03	6,702.77	60,042.43
04/23/2022	496.90	22,197.91	11,837.62	16,248.36	6,888.23	57,669.01
04/24/2022	685.23	24,609.06	11,347.39	16,398.52	7,008.46	60,048.66
04/25/2022	574.53	26,411.75	13,202.46	17,424.80	8,118.68	65,732.22
04/26/2022	563.96	26,007.73	14,754.78	18,122.43	7,249.51	66,698.41
04/27/2022	574.40	29,391.12	16,476.29	19,521.31	8,157.44	74,120.55
04/28/2022	582.83	30,419.51	16,468.13	21,558.52	8,176.80	77,205.78
04/29/2022	576.53	32,053.98	19,551.63	23,872.28	8,586.58	84,640.99
04/30/2022	586.39	33,374.19	20,276.16	24,560.19	8,768.34	87,565.26
05/01/2022	636.88	33,549.70	19,470.64	23,356.48	10,460.70	87,474.40
05/02/2022	657.01	34,194.28	20,171.75	23,094.00	10,335.41	88,452.45
05/03/2022	591.84	33,991.00	19,729.40	24,015.18	11,923.57	90,251.00
05/04/2022	655.52	35,798.13	22,291.02	24,956.97	13,064.13	96,765.76
05/05/2022	724.43	36,701.32	21,903.57	25,114.43	11,397.86	95,841.62
05/06/2022	800.67	34,180.60	18,439.02	27,546.16	11,974.46	92,940.91
05/07/2022	822.36	30,398.38	19,178.24	25,436.04	11,733.12	87,568.14
05/08/2022	849.70	31,515.90	21,505.55	38,113.26	12,810.98	104,795.39
05/09/2022	767.61	42,861.32	30,639.09	31,913.33	13,004.63	119,185.97
05/10/2022	831.98	41,210.40	32,563.59	30,733.01	13,780.77	119,119.74
05/11/2022	939.27	69,772.93	55,106.64	63,199.65	18,576.51	207,595.01
05/12/2022	1,106.43	86,125.85	44,231.22	91,902.32	17,726.23	241,092.05
05/13/2022	884.31	72,320.53	51,027.87	54,148.84	18,405.20	196,786.75
05/14/2022	632.93	74,669.03	52,229.32	48,822.89	18,898.22	195,252.39
05/15/2022	855.94	96,842.72	72,683.62	58,216.68	23,608.55	252,207.51
05/16/2022	1,385.99	98,613.89	61,855.11	50,093.30	19,906.84	231,855.13
05/17/2022	1,404.55	82,026.80	55,527.14	40,353.43	19,487.17	198,799.09
05/18/2022	1,276.44	73,956.64	48,694.69	40,434.03	16,870.56	181,232.37
05/19/2022	1,409.05	76,475.35	49,858.64	39,761.72	17,662.47	185,167.24
05/20/2022	1,351.60	71,479.72	55,264.74	34,843.56	18,445.26	181,384.88
05/21/2022	1,224.22	73,559.36	54,981.15	37,102.84	19,387.76	186,255.33
05/22/2022	1,285.10	75,297.70	42,869.92	35,427.94	19,185.54	174,066.20
05/23/2022	1,269.67	71,996.10	40,355.42	34,237.90	15,490.82	163,349.91
05/24/2022	1,385.31	77,033.29	39,982.13	33,520.92	15,667.34	167,588.99
05/25/2022	1,339.03	76,581.73	37,644.62	32,420.01	15,129.46	163,114.85
05/26/2022	1,176.19	76,074.65	31,879.96	32,713.67	14,717.44	156,561.91
05/27/2022	1,028.89	77,674.02	36,698.89	33,896.90	15,600.06	164,898.77
05/28/2022	1,034.76	71,988.19	36,817.95	37,406.00	16,586.13	163,833.03
05/29/2022	1,068.44	72,839.04	36,571.92	40,479.27	17,226.04	168,184.70
05/30/2022	1,627.95	78,521.72	39,078.79	35,931.83	19,431.88	174,592.18
05/31/2022	1,611.60	76,041.49	48,853.80	43,120.94	18,847.80	188,475.63
06/01/2022	1,367.05	68,955.73	31,897.44	38,726.67	16,905.96	157,852.85
06/02/2022	1,552.37	76,386.07	32,617.97	39,054.28	17,598.79	167,209.48
06/03/2022	1,534.95	73,301.39	32,063.88	35,044.17	16,441.87	158,386.26
06/04/2022	1,524.18	72,049.28	41,374.86	34,531.95	17,349.91	166,830.19
06/05/2022	1,416.46	73,969.56	43,223.51	34,608.83	17,058.55	170,276.92
06/06/2022	1,367.42	79,521.99	45,707.70	36,707.31	17,873.05	181,177.47
06/07/2022	1,379.43	75,937.91	46,163.81	36,130.22	18,261.71	177,873.07

Custody Liabilities: Crypto Asset Value (\$USD 000s) ^{3,4,A}						
Date	CEL	BTC Equivalent	ETH Equivalent ⁵	USD/Stable Coins	Other Coins	Total
06/08/2022	1,371.36	75,403.02	46,170.47	35,309.92	17,800.72	176,055.49
06/09/2022	1,302.24	75,401.85	48,141.76	36,659.20	18,262.67	179,767.72
06/10/2022	973.63	82,034.81	50,929.59	41,346.83	21,633.35	196,918.20
06/11/2022	1,028.46	101,399.54	54,228.22	52,242.92	25,941.75	234,840.89
06/12/2022	1,121.79	98,152.03	30,521.64	48,902.49	24,428.54	203,126.49
06/13/2022	928.48	87,062.19	52,044.61	46,484.26	23,719.90	210,239.44
06/14/2022	2,284.95	83,310.48	51,438.96	46,050.32	24,455.11	207,539.82
06/15/2022	2,014.30	84,742.30	53,667.12	46,564.61	26,677.30	213,665.63
06/16/2022	1,888.23	77,173.83	47,483.73	46,569.11	23,981.88	197,096.78
06/17/2022	1,977.38	78,349.63	48,393.34	46,666.24	24,484.69	199,871.27
06/18/2022	1,869.61	71,785.90	46,665.26	46,373.90	23,308.15	190,002.81
06/19/2022	2,234.09	77,769.84	53,029.01	46,232.73	25,153.86	204,419.52
06/20/2022	3,949.62	77,649.98	52,871.22	47,382.90	26,081.93	207,935.65
06/21/2022	3,553.50	78,337.17	52,802.87	46,207.41	26,228.89	207,129.84
06/22/2022	3,106.80	75,431.78	49,299.88	46,306.10	25,738.78	199,883.35
06/23/2022	3,456.52	79,756.48	53,684.41	46,503.05	27,698.06	211,098.52
06/24/2022	3,446.68	79,865.66	57,136.16	46,113.53	28,727.31	215,289.34
06/25/2022	3,296.53	81,272.53	58,289.39	46,419.62	29,097.48	218,375.55
06/26/2022	2,628.62	79,570.88	56,218.74	46,367.94	27,796.85	212,583.04
06/27/2022	2,500.75	78,407.23	55,928.74	46,526.56	27,272.82	210,636.09
06/28/2022	2,308.28	76,661.38	53,684.64	46,278.78	26,191.73	205,124.81
06/29/2022	2,552.11	76,061.40	51,621.97	46,324.78	25,893.47	202,453.73
06/30/2022	2,069.47	75,502.19	50,277.31	46,395.62	25,622.76	199,867.35
07/01/2022	2,057.01	72,936.03	49,716.25	46,424.84	24,964.90	196,099.03
07/02/2022	2,371.77	72,848.71	50,062.36	46,455.51	25,508.94	197,247.30
07/03/2022	2,981.83	73,063.24	50,403.10	46,431.34	25,319.99	198,199.50
07/04/2022	3,500.50	76,551.86	54,070.70	46,454.43	26,360.81	206,938.30
07/05/2022	2,976.87	76,390.77	53,213.65	46,420.92	26,005.00	205,007.22
07/06/2022	2,731.99	78,042.64	55,763.13	46,290.02	26,368.59	209,196.37
07/07/2022	2,392.25	82,161.14	58,167.58	46,553.10	27,381.40	216,655.46
07/08/2022	2,609.65	82,082.59	57,088.26	46,401.26	27,200.27	215,382.03
07/09/2022	3,202.96	82,067.66	57,223.37	46,381.63	27,492.70	216,368.32
07/10/2022	2,666.47	79,281.61	54,924.91	46,378.93	26,563.81	209,815.73
07/11/2022	2,360.33	75,676.70	51,535.09	46,360.82	25,366.56	201,299.51
07/12/2022	2,337.42	73,219.02	48,803.95	46,372.15	24,730.42	195,462.96
07/13/2022	2,546.44	76,885.52	52,456.50	46,515.04	26,384.69	204,788.19

Notes:

- [1] See Explanatory Notes for Appendix A regarding variances between asset and liability balances from different Debtor source documents.
- [2] Date range includes launch of Custody Service through Debtor’s Petition Date.
- [3] See Schedule 3 for mapping of crypto assets.
- [4] Crypto asset pricing based on the closing price as reported at <https://messari.io/>; for certain USD/Stable Coins, the pricing was not available for a particular day. On those dates the most recent trading price was used.
- [5] Includes only ETH. Customers do not hold BETH, stETH or any of the other ETH equivalents in Earn, Custody or Withhold accounts.

Sources:

- [A] Celsius, SOFA3_2YR (October 27, 2022).

Schedule 5.3

Summary of Withhold Account Balances by Crypto Asset Quantity^{1,2}

Date	Withhold Account Balances: Crypto Assets ^{3,A}					
	CEL	BTC Equivalents	ETH Equivalent ⁴	USD/Stable Coins	Other Coins	Total
04/15/2022	335.05	9.48	175.29	239,899.92	262,976.67	503,396.41
04/16/2022	9,546.97	6.59	189.82	357,951.83	314,968.51	682,663.72
04/17/2022	9,282.30	8.66	184.15	464,590.23	154,228.05	628,293.39
04/18/2022	9,009.48	21.78	197.48	183,016.58	109,947.43	302,192.75
04/19/2022	9,009.48	23.37	225.66	750,318.54	131,264.33	890,841.38
04/20/2022	11,651.13	12.09	256.73	831,531.05	122,646.91	966,097.91
04/21/2022	11,979.24	14.50	112.32	280,457.26	125,601.97	418,165.30
04/22/2022	12,482.92	19.77	148.61	220,242.38	136,157.13	369,050.80
04/23/2022	12,578.48	25.59	150.33	379,964.48	146,071.51	538,790.39
04/24/2022	12,576.99	24.76	129.09	213,366.19	166,995.53	393,092.56
04/25/2022	12,346.62	22.40	110.67	308,415.97	189,321.98	510,217.65
04/26/2022	12,405.49	26.50	86.06	327,786.15	230,919.11	571,223.31
04/27/2022	14,857.89	43.61	96.21	367,968.96	232,249.80	615,216.47
04/28/2022	13,325.14	23.54	83.27	264,514.36	219,198.23	497,144.54
04/29/2022	13,307.86	24.10	77.31	424,345.72	229,694.47	667,449.45
04/30/2022	12,453.16	22.63	84.13	757,135.07	236,311.14	1,006,006.13
05/01/2022	12,510.44	26.55	77.58	410,067.91	1,157,871.41	1,580,553.89
05/02/2022	13,097.91	23.11	104.30	406,308.61	202,807.44	622,341.36
05/03/2022	12,517.86	22.71	107.42	384,117.33	245,440.92	642,206.25
05/04/2022	13,265.33	25.42	96.06	688,173.30	199,336.15	900,896.26
05/05/2022	13,423.19	23.91	128.80	315,819.04	356,139.11	685,534.05
05/06/2022	13,417.60	22.60	134.81	284,514.33	334,501.72	632,591.05
05/07/2022	12,775.15	23.19	147.85	295,219.17	340,885.46	649,050.81
05/08/2022	12,776.56	25.34	243.71	319,051.93	340,313.61	672,411.15
05/09/2022	13,161.95	24.47	254.78	820,409.13	755,791.47	1,589,641.79
05/10/2022	15,059.45	49.38	324.66	719,425.33	713,940.18	1,448,798.99
05/11/2022	25,787.30	120.77	1,141.76	4,436,567.31	10,332,524.63	14,796,141.76
05/12/2022	52,832.29	118.26	1,227.36	4,163,383.23	10,352,230.69	14,569,791.84
05/13/2022	394,340.52	126.04	939.83	2,956,933.45	10,326,322.79	13,678,662.63
05/14/2022	389,319.53	81.73	930.64	1,919,565.35	10,371,235.59	12,681,132.85
05/15/2022	389,761.57	114.57	1,189.97	2,780,253.39	10,604,056.03	13,775,375.52
05/16/2022	389,885.42	137.82	1,174.19	2,438,429.28	10,469,311.25	13,298,937.95
05/17/2022	391,316.03	142.81	1,117.64	1,805,045.11	10,880,358.16	13,077,979.76
05/18/2022	391,586.77	169.29	2,341.57	5,458,347.88	10,906,078.02	16,758,523.55
05/19/2022	392,824.34	178.60	2,287.22	5,742,575.16	10,945,501.28	17,083,366.59
05/20/2022	392,577.46	177.72	2,305.16	5,584,484.32	10,930,323.01	16,909,867.67
05/21/2022	431,407.31	178.02	2,384.95	5,696,541.55	10,532,821.75	16,663,333.58
05/22/2022	420,827.64	157.78	2,324.51	5,643,037.65	10,532,482.53	16,598,830.11
05/23/2022	420,994.60	152.88	2,213.54	5,656,436.21	10,451,134.47	16,530,931.69
05/24/2022	420,987.50	135.90	2,085.80	5,516,094.87	10,459,905.33	16,399,209.40
05/25/2022	414,885.43	131.27	2,109.45	5,474,447.66	9,512,797.98	15,404,371.80
05/26/2022	409,837.56	140.46	2,208.17	5,323,866.00	9,516,495.20	15,252,547.39
05/27/2022	413,684.37	141.89	2,239.82	5,364,244.10	906,467.73	6,686,777.92
05/28/2022	414,220.29	163.87	2,457.98	4,196,794.94	992,838.30	5,606,475.37
05/29/2022	385,329.68	196.66	2,634.80	4,214,105.95	984,032.62	5,586,299.71
05/30/2022	400,770.49	189.91	2,449.21	3,588,500.75	998,843.28	4,990,753.64
05/31/2022	402,205.94	192.97	1,088.81	2,242,789.18	994,853.29	3,641,130.19
06/01/2022	401,000.41	172.10	1,024.70	1,286,724.93	804,765.25	2,493,687.40
06/02/2022	400,969.08	114.06	975.35	941,952.54	751,417.59	2,095,428.62
06/03/2022	400,950.14	108.12	949.23	868,545.34	752,378.61	2,022,931.45
06/04/2022	401,166.39	109.86	952.52	1,097,736.85	743,801.36	2,243,766.97
06/05/2022	402,447.10	108.43	941.18	1,033,779.06	736,548.60	2,173,824.37
06/06/2022	402,677.79	110.12	1,003.31	1,562,489.14	722,702.31	2,688,982.66
06/07/2022	402,285.24	123.78	1,000.37	1,252,533.86	730,717.90	2,386,661.15

Withhold Account Balances: Crypto Assets ^{3,A}						
Date	CEL	BTC Equivalents	ETH Equivalent ⁴	USD/Stable Coins	Other Coins	Total
06/08/2022	402,804.12	111.34	972.43	1,048,749.06	733,504.53	2,186,141.49
06/09/2022	403,096.56	102.32	936.68	1,029,362.05	732,755.95	2,166,253.57
06/10/2022	402,562.74	107.54	1,103.25	1,649,908.37	816,972.89	2,870,654.77
06/11/2022	402,228.11	184.31	1,528.82	1,449,068.43	1,181,873.08	3,034,882.76
06/12/2022	388,606.52	265.70	2,342.66	1,865,074.91	1,026,225.19	3,282,514.98
06/13/2022	393,481.12	325.04	2,700.08	1,928,946.70	1,126,249.05	3,451,701.98
06/14/2022	393,481.12	326.71	2,666.72	1,944,696.58	1,127,015.86	3,468,186.98
06/15/2022	393,481.12	326.75	2,669.05	1,951,255.42	1,132,312.80	3,480,045.14
06/16/2022	393,481.12	327.14	2,669.87	1,947,275.30	1,132,632.91	3,476,386.32
06/17/2022	393,481.12	327.04	2,715.71	1,959,075.79	1,132,881.27	3,488,480.91
06/18/2022	393,481.12	331.92	2,689.40	1,958,612.02	1,133,099.02	3,488,213.48
06/19/2022	393,481.12	330.18	2,689.35	1,958,303.79	1,133,102.38	3,487,906.81
06/20/2022	393,481.12	331.74	2,701.99	1,958,145.37	1,133,107.07	3,487,767.28
06/21/2022	393,481.12	330.48	2,689.63	2,002,563.10	1,133,107.16	3,532,171.49
06/22/2022	393,481.12	330.51	2,689.73	2,006,729.80	1,133,117.29	3,536,348.44
06/23/2022	393,481.12	330.51	2,689.71	2,002,335.34	1,133,131.04	3,531,967.72
06/24/2022	393,481.12	330.53	2,689.74	2,002,216.32	1,133,132.07	3,531,849.77
06/25/2022	393,481.12	330.53	2,689.74	2,002,200.76	1,133,133.04	3,531,835.18
06/26/2022	393,481.12	330.54	2,690.04	2,002,179.95	1,133,134.97	3,531,816.62
06/27/2022	393,481.12	330.57	2,690.05	2,002,095.14	1,133,136.50	3,531,733.38
06/28/2022	393,481.12	330.56	2,690.10	2,001,490.76	1,133,136.50	3,531,129.04
06/29/2022	393,481.12	330.57	2,701.39	1,981,473.89	1,133,136.51	3,511,123.48
06/30/2022	393,481.12	330.57	2,701.52	1,981,420.30	1,133,140.14	3,511,073.65
07/01/2022	393,481.12	330.57	2,701.46	1,981,446.78	1,133,142.63	3,511,102.56
07/02/2022	393,481.12	330.58	2,701.67	1,981,430.90	1,133,142.63	3,511,086.89
07/03/2022	393,481.12	330.59	2,729.86	1,981,417.81	1,133,142.64	3,511,102.02
07/04/2022	393,481.12	330.67	2,691.18	1,981,338.88	1,133,154.06	3,510,995.90
07/05/2022	393,481.12	330.62	2,691.18	1,981,270.54	1,133,154.07	3,510,927.52
07/06/2022	393,481.12	330.72	2,691.06	1,958,657.66	1,133,154.09	3,488,314.65
07/07/2022	393,481.12	330.90	2,690.67	1,958,646.96	1,133,155.14	3,488,304.78
07/08/2022	393,481.12	330.98	2,690.67	1,958,311.32	1,133,164.55	3,487,978.64
07/09/2022	393,481.12	331.10	2,690.71	1,958,076.31	1,133,164.55	3,487,743.78
07/10/2022	393,481.12	331.16	2,690.85	1,957,986.48	1,133,172.93	3,487,662.54
07/11/2022	393,481.12	331.28	2,691.13	1,957,939.16	1,133,172.94	3,487,615.62
07/12/2022	393,481.12	331.34	2,688.60	1,957,812.52	1,133,273.15	3,487,586.72
07/13/2022	393,481.12	331.38	2,688.59	1,957,780.83	1,133,284.95	3,487,566.87

Notes:

- [1] See Explanatory Notes for Appendix A regarding variances between asset and liability balances from different Debtor source documents.
- [2] Date range includes launch of Custody Service through Debtor’s Petition Date.
- [3] See Schedule 3 for mapping of crypto assets.
- [4] Includes only ETH. Customers do not hold BETH, stETH or any of the other ETH equivalents in Earn, Custody or Withhold accounts.

Sources:

[A] Celsius, SOFA3_2YR (October 27, 2022).

Schedule 5.4

Summary of Withhold Account Balances by Crypto Asset Value^{1,2}

Withhold Account Balances: Crypto Asset Value (USD 000s) ^{3,4,A}						
Date	CEL	BTC Equivalents	ETH Equivalent ⁵	USD/Stable Coins	Other Coins	Total
04/15/2022	\$ 0.77	\$ 384.59	\$ 533.04	\$ 239.52	\$ 368.48	\$ 1,526.39
04/16/2022	20.39	266.10	580.88	357.69	541.29	1,766.36
04/17/2022	20.08	343.55	550.35	464.55	361.49	1,740.03
04/18/2022	19.06	888.80	603.54	182.55	290.25	1,984.21
04/19/2022	20.10	970.03	700.12	750.28	286.85	2,727.38
04/20/2022	25.80	500.18	789.91	831.28	303.81	2,450.98
04/21/2022	25.17	587.08	335.16	280.45	278.94	1,506.80
04/22/2022	26.37	785.01	440.29	220.16	320.78	1,792.61
04/23/2022	26.81	1,009.54	440.98	379.86	351.12	2,208.29
04/24/2022	26.69	976.96	377.19	213.36	326.94	1,921.15
04/25/2022	26.56	905.62	332.78	308.64	275.42	1,849.02
04/26/2022	25.57	1,010.12	241.80	327.19	297.68	1,902.36
04/27/2022	31.36	1,711.39	278.02	368.01	342.81	2,731.58
04/28/2022	28.14	937.02	244.33	264.48	324.86	1,798.83
04/29/2022	27.45	929.81	217.76	424.92	325.21	1,925.16
04/30/2022	24.86	851.50	229.35	756.83	304.14	2,166.68
05/01/2022	26.03	1,021.35	219.17	410.01	1,038.32	2,714.87
05/02/2022	27.20	890.06	297.89	405.88	285.55	1,906.58
05/03/2022	26.22	856.73	298.75	384.17	304.97	1,870.84
05/04/2022	28.85	1,008.55	282.44	684.68	293.20	2,297.71
05/05/2022	27.26	873.78	353.88	315.84	751.23	2,321.98
05/06/2022	26.87	813.35	362.84	283.92	733.91	2,220.91
05/07/2022	25.13	822.11	389.41	295.24	657.05	2,188.95
05/08/2022	24.76	862.20	613.85	318.68	672.54	2,492.02
05/09/2022	21.17	735.83	568.05	821.16	799.80	2,946.00
05/10/2022	23.51	1,531.30	760.27	719.39	742.46	3,776.93
05/11/2022	26.60	3,499.36	2,370.27	4,440.01	4,116.20	14,452.44
05/12/2022	51.03	3,424.73	2,398.52	4,164.20	3,747.54	13,786.03
05/13/2022	308.37	3,686.03	1,885.57	2,955.76	4,049.58	12,885.30
05/14/2022	298.44	2,455.89	1,911.19	1,918.32	4,369.07	10,952.91
05/15/2022	363.77	3,585.05	2,550.19	2,780.21	4,828.27	14,107.49
05/16/2022	328.31	4,111.54	2,372.12	2,436.33	4,467.83	13,716.13
05/17/2022	330.94	4,343.22	2,334.25	1,808.97	4,783.89	13,601.27
05/18/2022	295.60	4,854.20	4,477.06	5,452.78	4,142.56	19,222.19
05/19/2022	324.73	5,408.35	4,613.87	5,738.75	4,453.24	20,538.94
05/20/2022	306.62	5,182.83	4,510.62	5,580.08	4,387.12	19,967.27
05/21/2022	310.23	5,240.88	4,709.21	5,695.69	4,446.78	20,402.78
05/22/2022	317.51	4,774.51	4,743.72	5,642.28	4,633.86	20,111.88
05/23/2022	310.27	4,445.87	4,363.43	5,652.02	4,373.01	19,144.61
05/24/2022	324.61	4,026.00	4,124.13	5,518.61	4,501.40	18,494.74
05/25/2022	311.31	3,874.13	4,093.71	5,474.37	3,310.66	17,064.18
05/26/2022	271.05	4,096.81	3,953.00	5,321.26	3,113.33	16,755.44
05/27/2022	224.72	4,057.65	3,863.90	5,361.32	1,966.46	15,474.05
05/28/2022	218.92	4,753.66	4,402.19	4,194.93	2,291.98	15,861.68
05/29/2022	212.12	5,791.91	4,775.65	4,212.86	2,305.69	17,298.22
05/30/2022	315.60	6,021.90	4,890.08	3,590.09	2,540.20	17,357.86
05/31/2022	334.03	6,131.05	2,112.27	2,243.94	2,510.34	13,331.63
06/01/2022	287.27	5,126.73	1,861.62	1,287.23	2,076.15	10,639.01
06/02/2022	327.76	3,471.48	1,787.60	943.01	2,053.83	8,583.67
06/03/2022	324.97	3,208.64	1,683.49	868.58	1,955.89	8,041.57
06/04/2022	320.50	3,278.93	1,717.76	1,099.14	1,823.73	8,240.06
06/05/2022	302.05	3,242.01	1,698.66	1,035.16	1,824.10	8,101.98
06/06/2022	275.67	3,452.13	1,864.61	1,562.49	1,867.71	9,022.61
06/07/2022	271.56	3,850.52	1,812.96	1,253.83	1,822.46	9,011.32
06/08/2022	268.68	3,361.47	1,741.53	1,049.87	1,801.07	8,222.62
06/09/2022	252.16	3,077.54	1,673.87	1,028.12	1,807.93	7,839.63

Withhold Account Balances: Crypto Asset Value (\$USD 000s) ^{3,4,A}						
Date	CEL	BTC Equivalents	ETH Equivalent ⁵	USD/Stable Coins	Other Coins	Total
06/10/2022	157.11	3,126.06	1,833.00	1,650.05	1,804.53	8,570.75
06/11/2022	161.94	5,233.24	2,340.75	1,449.49	1,897.81	11,083.23
06/12/2022	136.74	7,055.30	3,358.16	1,863.64	1,780.15	14,193.99
06/13/2022	111.09	7,298.59	3,262.18	1,927.98	1,688.35	14,288.19
06/14/2022	273.35	7,223.57	3,219.67	1,945.83	1,766.34	14,428.77
06/15/2022	240.96	7,370.67	3,300.09	1,952.10	1,928.59	14,792.42
06/16/2022	225.77	6,664.07	2,848.81	1,947.26	1,720.02	13,405.93
06/17/2022	236.40	6,675.91	2,943.84	1,960.29	1,770.54	13,586.97
06/18/2022	223.45	6,289.00	2,672.54	1,958.84	1,678.92	12,822.76
06/19/2022	267.01	6,784.17	3,030.50	1,958.25	1,818.08	13,858.01
06/20/2022	472.03	6,817.69	3,045.23	1,958.08	1,857.88	14,150.91
06/21/2022	424.69	6,839.82	3,024.41	2,001.72	1,900.19	14,190.83
06/22/2022	371.30	6,598.17	2,820.62	2,003.32	1,841.63	13,635.04
06/23/2022	413.01	6,970.46	3,075.73	2,005.27	1,993.19	14,457.67
06/24/2022	411.84	6,978.56	3,273.46	1,991.29	2,079.58	14,734.73
06/25/2022	393.90	7,099.61	3,339.11	2,002.39	2,127.13	14,962.13
06/26/2022	314.05	6,950.64	3,220.88	2,002.93	2,008.76	14,497.27
06/27/2022	298.76	6,849.04	3,204.21	2,008.11	1,983.73	14,343.85
06/28/2022	275.75	6,695.93	3,074.08	1,998.30	1,882.93	13,926.99
06/29/2022	304.83	6,643.23	2,968.29	1,980.72	1,841.15	13,738.23
06/30/2022	247.18	6,593.16	2,891.02	1,981.75	1,793.17	13,506.28
07/01/2022	245.67	6,364.22	2,858.63	1,982.17	1,746.56	13,197.24
07/02/2022	283.26	6,355.04	2,878.43	1,981.78	1,781.65	13,280.15
07/03/2022	356.07	6,377.79	2,928.86	1,981.10	1,770.92	13,414.74
07/04/2022	418.00	6,683.45	3,093.79	1,981.23	1,845.21	14,021.68
07/05/2022	355.44	6,665.09	3,045.09	1,977.76	1,822.18	13,865.56
07/06/2022	326.17	6,794.50	3,190.15	1,953.09	1,857.98	14,121.89
07/07/2022	285.61	7,151.66	3,327.37	1,957.62	1,932.37	14,654.63
07/08/2022	311.53	7,145.50	3,265.34	1,958.20	1,917.07	14,597.64
07/09/2022	382.35	7,145.57	3,273.11	1,958.03	1,970.08	14,729.14
07/10/2022	318.31	6,904.37	3,141.77	1,957.94	1,879.62	14,202.01
07/11/2022	281.76	6,607.48	2,948.15	1,957.88	1,763.20	13,558.47
07/12/2022	279.03	6,398.59	2,789.28	1,957.73	1,703.41	13,128.03
07/13/2022	303.98	6,701.64	2,996.43	1,957.74	1,827.63	13,787.42

Notes:

- [1] See Explanatory Notes for Appendix A regarding variances between asset and liability balances from different Debtor source documents.
- [2] Date range includes launch of Custody Service through Debtor’s Petition Date.
- [3] See Schedule 3 for mapping of crypto assets.
- [4] Crypto asset pricing based on the closing price as reported at <https://messari.io/>; for certain USD/Stable Coins, the pricing was not available for a particular day. On those dates the most recent trading price was used.
- [5] Includes only ETH. Customers do not hold BETH, stETH or any of the other ETH equivalents in Earn, Custody or Withhold accounts.

Sources:

- [A] Celsius, SOFA3_2YR (October 27, 2022).

Schedule 5.5

Summary of Custody and Withhold Account Balances by Crypto Asset Quantity^{1,2}

Date	Custody and Withhold Account Balances: Crypto Assets ^{3,A}					
	CEL	BTC Equivalents	ETH Equivalent ⁴	USD/Stable Coins	Other Coins	Total
04/15/2022	16,705.88	223.85	2,046.39	8,049,050.24	1,393,165.48	9,461,191.84
04/16/2022	100,650.39	264.79	2,114.03	7,431,689.40	1,921,355.41	9,456,074.03
04/17/2022	123,204.59	299.37	2,400.63	8,723,180.08	2,930,670.19	11,779,754.86
04/18/2022	122,145.74	382.15	2,965.45	13,388,694.94	3,949,488.02	17,463,676.31
04/19/2022	184,882.03	485.63	3,043.38	16,091,207.94	3,667,089.99	19,946,708.97
04/20/2022	220,165.79	444.12	3,556.80	16,219,250.45	3,808,591.11	20,252,008.26
04/21/2022	217,470.84	486.82	3,920.59	15,897,345.89	5,214,937.75	21,334,161.90
04/22/2022	236,068.12	536.90	5,606.94	16,453,748.91	4,523,141.29	21,219,102.16
04/23/2022	245,749.44	588.25	4,185.80	16,678,160.51	4,816,476.66	21,745,160.67
04/24/2022	335,427.67	648.37	4,012.61	16,609,991.99	5,243,137.16	22,193,217.80
04/25/2022	279,414.58	675.65	4,501.46	17,728,069.30	6,112,836.11	24,125,497.11
04/26/2022	286,008.96	708.81	5,337.30	18,568,694.22	5,845,790.26	24,706,539.56
04/27/2022	287,012.92	792.52	5,798.01	19,885,287.81	7,646,223.06	27,825,114.33
04/28/2022	289,280.89	787.86	5,695.65	21,853,546.15	7,747,885.85	29,897,196.40
04/29/2022	292,763.68	854.76	7,018.41	24,273,738.09	8,465,742.57	33,040,117.51
04/30/2022	306,173.77	909.69	7,522.03	25,327,031.31	9,533,546.44	35,175,183.24
05/01/2022	318,575.56	898.54	6,969.42	23,750,126.95	11,482,844.67	35,559,415.15
05/02/2022	329,452.48	910.85	7,167.01	23,515,627.34	9,883,638.62	33,736,796.30
05/03/2022	295,042.33	923.74	7,201.49	24,416,020.68	10,876,484.68	35,595,672.91
05/04/2022	314,713.44	927.62	7,677.85	25,733,546.12	10,162,644.96	36,219,509.99
05/05/2022	370,203.14	1,028.13	8,100.82	25,429,183.40	10,347,105.91	36,155,621.40
05/06/2022	413,170.63	972.14	6,985.34	27,864,551.90	10,858,246.11	39,143,926.11
05/07/2022	430,751.73	880.67	7,429.12	25,726,955.97	10,740,059.63	36,906,077.12
05/08/2022	451,221.82	951.54	8,781.89	38,479,668.03	12,356,042.86	51,296,666.14
05/09/2022	490,378.47	1,449.71	13,997.13	32,706,459.08	14,792,862.32	48,005,146.72
05/10/2022	548,054.63	1,378.20	14,230.33	31,453,304.73	14,487,963.48	46,504,931.37
05/11/2022	936,348.19	2,528.76	27,686.63	67,602,989.83	31,722,408.71	100,291,962.12
05/12/2022	1,198,308.67	3,092.29	23,861.19	96,075,935.92	31,889,269.12	129,190,467.20
05/13/2022	1,525,200.18	2,598.89	26,373.93	57,148,617.46	31,250,736.20	89,953,526.66
05/14/2022	1,214,986.42	2,566.67	26,363.20	50,785,417.11	34,720,947.89	86,750,281.29
05/15/2022	1,306,850.50	3,209.32	35,105.69	61,009,098.36	45,512,913.54	107,867,177.40
05/16/2022	2,035,822.05	3,443.37	31,792.09	52,591,375.67	53,984,223.78	108,646,656.97
05/17/2022	2,052,095.02	2,839.95	27,704.03	42,093,125.37	46,876,781.13	91,052,545.50
05/18/2022	2,082,529.28	2,748.57	27,809.69	45,903,510.55	51,905,860.78	99,922,458.88
05/19/2022	2,097,340.60	2,704.11	27,003.47	45,549,649.11	55,331,578.50	103,008,275.80
05/20/2022	2,123,078.74	2,628.74	30,548.33	40,434,505.48	56,080,100.86	98,670,862.15
05/21/2022	2,133,819.85	2,676.70	30,229.77	42,775,024.55	55,044,344.75	99,986,095.61
05/22/2022	2,124,077.32	2,646.17	23,331.62	41,034,097.49	53,649,068.63	96,833,221.23
05/23/2022	2,143,745.64	2,628.62	22,685.53	39,903,056.35	53,594,931.48	95,667,047.62
05/24/2022	2,217,621.11	2,736.24	22,306.98	38,951,738.00	54,366,136.50	95,560,538.83
05/25/2022	2,199,449.40	2,726.23	21,507.39	37,861,848.59	58,971,085.44	99,056,617.05
05/26/2022	2,188,298.38	2,748.61	20,016.49	38,044,545.83	57,932,170.14	98,187,779.45
05/27/2022	2,307,731.97	2,858.05	23,513.40	39,271,376.09	50,360,658.23	91,966,137.74
05/28/2022	2,372,069.24	2,645.42	23,015.43	41,574,338.64	57,891,730.07	101,863,798.81
05/29/2022	2,326,253.28	2,669.79	22,812.13	44,684,748.65	55,755,140.75	102,791,624.60
05/30/2022	2,468,080.59	2,666.23	22,021.95	39,475,123.42	56,638,803.31	98,606,695.51
05/31/2022	2,342,737.19	2,586.37	26,271.46	45,349,511.06	56,142,869.43	103,863,975.51
06/01/2022	2,309,235.99	2,486.93	18,582.15	39,997,262.24	55,487,680.14	97,815,247.46
06/02/2022	2,300,106.59	2,623.75	18,772.30	39,958,055.77	55,565,675.45	97,845,233.86
06/03/2022	2,294,763.98	2,578.16	19,028.37	35,909,075.24	55,061,374.11	93,286,819.86
06/04/2022	2,308,984.91	2,523.75	23,895.51	35,623,137.52	55,473,204.81	93,431,746.50

Custody and Withhold Account Balances: Crypto Assets ^{3,A}						
Date	CEL	BTC Equivalents	ETH Equivalent ⁴	USD/Stable Coins	Other Coins	Total
06/05/2022	2,289,696.34	2,582.34	24,890.18	35,617,029.70	54,991,616.83	92,925,815.39
06/06/2022	2,400,080.80	2,646.70	25,597.69	38,269,297.50	54,928,237.35	95,625,860.05
06/07/2022	2,445,762.14	2,564.92	26,473.13	37,347,568.91	55,274,289.01	95,096,658.12
06/08/2022	2,458,723.63	2,608.99	26,752.88	36,322,305.72	55,348,298.69	94,158,689.91
06/09/2022	2,484,841.35	2,609.32	27,876.39	37,727,201.69	54,168,173.35	94,410,702.10
06/10/2022	2,897,358.38	2,929.50	31,756.71	42,982,749.26	57,006,231.04	102,921,024.89
06/11/2022	2,956,683.55	3,755.59	36,947.01	53,673,039.83	62,512,576.19	119,183,002.17
06/12/2022	3,576,713.63	3,962.03	23,634.57	50,840,004.67	61,958,156.58	116,402,471.49
06/13/2022	3,682,039.10	4,202.35	45,776.96	48,501,578.13	63,453,511.23	115,687,107.77
06/14/2022	3,682,564.08	4,094.71	45,271.46	47,976,154.77	64,588,892.27	116,296,977.29
06/15/2022	3,682,739.23	4,083.42	46,073.90	48,473,757.33	64,636,989.93	116,843,643.81
06/16/2022	3,684,403.12	4,115.55	47,170.95	48,508,991.56	64,694,541.25	116,939,222.43
06/17/2022	3,684,776.82	4,165.22	47,358.82	48,615,204.14	64,705,614.25	117,057,119.25
06/18/2022	3,685,715.78	4,120.68	49,648.96	48,304,989.21	64,803,253.87	116,847,728.51
06/19/2022	3,685,759.20	4,115.14	49,748.80	48,192,833.00	64,823,754.55	116,756,210.68
06/20/2022	3,685,865.44	4,110.06	49,614.02	49,338,695.47	64,834,577.26	117,912,862.25
06/21/2022	3,685,865.44	4,115.52	49,647.59	48,250,397.01	64,836,859.51	116,826,885.06
06/22/2022	3,685,865.44	4,108.97	49,701.92	48,438,476.59	64,936,612.20	117,114,765.11
06/23/2022	3,686,534.05	4,112.23	49,636.50	48,419,410.83	64,968,962.67	117,128,656.29
06/24/2022	3,686,537.05	4,113.31	49,637.43	48,391,106.76	64,970,458.48	117,101,853.03
06/25/2022	3,686,537.05	4,114.27	49,643.30	48,415,076.46	64,975,182.50	117,130,553.58
06/26/2022	3,686,899.43	4,114.57	49,643.27	48,408,201.63	64,978,408.16	117,127,267.06
06/27/2022	3,687,112.39	4,114.85	49,644.27	48,412,153.08	64,981,546.74	117,134,571.34
06/28/2022	3,687,321.91	4,115.11	49,669.04	48,408,655.82	64,994,931.84	117,144,693.72
06/29/2022	3,687,786.38	4,115.39	49,681.71	48,383,482.04	65,009,929.58	117,134,995.10
06/30/2022	3,687,786.38	4,116.15	49,683.29	48,382,361.71	65,016,684.72	117,140,632.24
07/01/2022	3,688,185.19	4,119.03	49,684.40	48,397,086.79	65,018,093.28	117,157,168.69
07/02/2022	3,688,193.06	4,120.03	49,689.79	48,405,216.43	65,020,868.86	117,168,088.18
07/03/2022	3,688,624.86	4,117.83	49,708.37	48,424,370.05	65,021,208.81	117,188,029.91
07/04/2022	3,688,624.86	4,118.14	49,725.32	48,451,854.13	65,022,858.36	117,217,180.81
07/05/2022	3,688,940.62	4,119.97	49,720.19	48,469,009.29	65,023,147.71	117,234,937.79
07/06/2022	3,689,256.09	4,129.41	49,730.08	48,447,717.89	65,025,163.20	117,215,996.67
07/07/2022	3,689,256.09	4,132.41	49,727.74	48,603,885.28	65,041,614.56	117,388,616.09
07/08/2022	3,689,665.56	4,133.06	49,731.95	48,367,279.51	65,042,403.29	117,153,213.37
07/09/2022	3,689,665.56	4,133.80	49,732.08	48,341,422.37	65,042,664.72	117,127,618.53
07/10/2022	3,689,695.97	4,133.81	49,732.65	48,338,364.68	65,042,795.79	117,124,722.90
07/11/2022	3,689,695.97	4,125.43	49,733.30	48,320,987.69	65,043,075.62	117,107,618.00
07/12/2022	3,689,695.97	4,122.81	49,730.87	48,332,699.16	65,185,489.76	117,261,738.56
07/13/2022	3,689,695.97	4,133.14	49,756.04	48,473,686.47	65,385,836.15	117,603,107.78

Notes:

- [1] See Explanatory Notes for Appendix A regarding variances between asset and liability balances from different Debtor source documents.
- [2] Date range includes launch of Custody Service through Debtor’s Petition Date.
- [3] See Schedule 3 for mapping of crypto assets.
- [4] Includes only ETH. Customers do not hold BETH, stETH or any of the other ETH equivalents in Earn, Custody or Withhold accounts.

Sources:

[A] Celsius, SOFA3_2YR (October 27, 2022).

Schedule 5.6

Summary of Custody and Withhold Account Balances by Crypto Asset Value^{1,2}

Custody Liabilities and Withhold Account Balances: Crypto Asset Value (\$USD 000s) ^{3,4,A}						
Date	CEL	BTC Equivalents	ETH Equivalent ⁵	USD/Stable Coins	Other Coins	Total
04/15/2022	\$ 38.23	\$ 9,078.21	\$ 6,222.94	\$ 8,037.23	\$ 2,642.79	\$ 26,019.40
04/16/2022	214.95	10,695.10	6,469.37	7,428.44	3,787.82	28,595.67
04/17/2022	266.46	11,882.55	7,174.75	8,722.39	4,851.53	32,897.68
04/18/2022	258.39	15,594.49	9,063.19	13,370.26	6,667.47	44,953.79
04/19/2022	412.51	20,154.18	9,442.35	16,088.31	6,059.08	52,156.42
04/20/2022	487.52	18,371.53	10,943.45	16,216.47	6,351.20	52,370.16
04/21/2022	456.95	19,707.78	11,698.83	15,893.16	6,772.45	54,529.19
04/22/2022	498.61	21,321.73	16,611.97	16,379.18	7,023.55	61,835.04
04/23/2022	523.70	23,207.45	12,278.60	16,628.21	7,239.34	59,877.31
04/24/2022	711.93	25,586.02	11,724.58	16,611.88	7,335.40	61,969.80
04/25/2022	601.09	27,317.37	13,535.25	17,733.44	8,394.10	67,581.25
04/26/2022	589.53	27,017.85	14,996.59	18,449.62	7,547.19	68,600.77
04/27/2022	605.75	31,102.50	16,754.31	19,889.32	8,500.25	76,852.12
04/28/2022	610.97	31,356.53	16,712.45	21,823.00	8,501.66	79,004.61
04/29/2022	603.99	32,983.79	19,769.39	24,297.20	8,911.79	86,566.15
04/30/2022	611.25	34,225.69	20,505.51	25,317.01	9,072.48	89,731.95
05/01/2022	662.91	34,571.05	19,689.81	23,766.49	11,499.02	90,189.27
05/02/2022	684.22	35,084.34	20,469.63	23,499.88	10,620.96	90,359.03
05/03/2022	618.07	34,847.73	20,028.15	24,399.35	12,228.54	92,121.84
05/04/2022	684.37	36,806.68	22,573.46	25,641.65	13,357.33	99,063.47
05/05/2022	751.68	37,575.11	22,257.45	25,430.27	12,149.10	98,163.60
05/06/2022	827.54	34,993.96	18,801.86	27,830.08	12,708.38	95,161.82
05/07/2022	847.49	31,220.49	19,567.66	25,731.28	12,390.17	89,757.09
05/08/2022	874.46	32,378.10	22,119.40	38,431.94	13,483.51	107,287.41
05/09/2022	788.78	43,597.15	31,207.13	32,734.49	13,804.43	122,131.97
05/10/2022	855.48	42,741.70	33,323.86	31,452.40	14,523.23	122,896.68
05/11/2022	965.87	73,272.29	57,476.92	67,639.66	22,692.71	222,047.45
05/12/2022	1,157.46	89,550.58	46,629.74	96,066.52	21,473.77	254,878.08
05/13/2022	1,192.67	76,006.56	52,913.44	57,104.59	22,454.79	209,672.05
05/14/2022	931.38	77,124.92	54,140.51	50,741.21	23,267.28	206,205.30
05/15/2022	1,219.71	100,427.77	75,233.81	60,996.89	28,436.82	266,315.00
05/16/2022	1,714.29	102,725.43	64,227.24	52,529.63	24,374.67	245,571.26
05/17/2022	1,735.49	86,370.02	57,861.38	42,162.40	24,271.06	212,400.36
05/18/2022	1,572.03	78,810.84	53,171.75	45,886.81	21,013.12	200,454.56
05/19/2022	1,733.79	81,883.70	54,472.51	45,500.47	22,115.72	205,706.19
05/20/2022	1,658.22	76,662.55	59,775.36	40,423.64	22,832.38	201,352.15
05/21/2022	1,534.45	78,800.24	59,690.36	42,798.53	23,834.54	206,658.11
05/22/2022	1,602.62	80,072.21	47,613.63	41,070.22	23,819.40	194,178.08
05/23/2022	1,579.94	76,441.97	44,718.85	39,889.92	19,863.84	182,494.52
05/24/2022	1,709.91	81,059.29	44,106.26	39,039.53	20,168.74	186,083.73
05/25/2022	1,650.34	80,455.86	41,738.33	37,894.38	18,440.12	180,179.02
05/26/2022	1,447.23	80,171.46	35,832.96	38,034.93	17,830.77	173,317.35
05/27/2022	1,253.62	81,731.67	40,562.79	39,258.22	17,566.52	180,372.82
05/28/2022	1,253.69	76,741.85	41,220.14	41,600.93	18,878.11	179,694.71
05/29/2022	1,280.56	78,630.95	41,347.57	44,692.13	19,531.73	185,482.93
05/30/2022	1,943.55	84,543.62	43,968.87	39,521.93	21,972.07	191,950.04
05/31/2022	1,945.63	82,172.54	50,966.07	45,364.88	21,358.14	201,807.26
06/01/2022	1,654.33	74,082.46	33,759.06	40,013.90	18,982.11	168,491.86
06/02/2022	1,880.13	79,857.54	34,405.57	39,997.29	19,652.63	175,793.15
06/03/2022	1,859.93	76,510.03	33,747.37	35,912.74	18,397.76	166,427.83
06/04/2022	1,844.68	75,328.21	43,092.62	35,631.09	19,173.65	175,070.25
06/05/2022	1,718.52	77,211.57	44,922.16	35,644.00	18,882.64	178,378.90
06/06/2022	1,643.09	82,974.12	47,572.31	38,269.80	19,740.75	190,200.08
06/07/2022	1,650.98	79,788.43	47,976.76	37,384.05	20,084.18	186,884.40
06/08/2022	1,640.05	78,764.49	47,912.00	36,359.79	19,601.79	184,278.11
06/09/2022	1,554.39	78,479.39	49,815.64	37,687.33	20,070.60	187,607.35

Custody Liabilities and Withhold Account Balances: Crypto Asset Value (\$USD 000s) ^{3,4,A}						
Date	CEL	BTC Equivalents	ETH Equivalent ⁵	USD/Stable Coins	Other Coins	Total
06/10/2022	1,130.74	85,160.87	52,762.59	42,996.87	23,437.88	205,488.95
06/11/2022	1,190.40	106,632.78	56,568.97	53,692.41	27,839.56	245,924.12
06/12/2022	1,258.53	105,207.33	33,879.80	50,766.13	26,208.69	217,320.48
06/13/2022	1,039.57	94,360.78	55,306.80	48,412.23	25,408.25	224,527.63
06/14/2022	2,558.30	90,534.05	54,658.63	47,996.15	26,221.45	221,968.59
06/15/2022	2,255.26	92,112.96	56,967.22	48,516.71	28,605.89	228,458.05
06/16/2022	2,114.00	83,837.91	50,332.54	48,516.37	25,701.90	210,502.72
06/17/2022	2,213.78	85,025.54	51,337.18	48,626.53	26,255.23	213,458.25
06/18/2022	2,093.07	78,074.90	49,337.80	48,332.74	24,987.06	202,825.57
06/19/2022	2,501.10	84,554.01	56,059.51	48,190.97	26,971.94	218,277.53
06/20/2022	4,421.65	84,467.67	55,916.45	49,340.98	27,939.81	222,086.56
06/21/2022	3,978.18	85,176.99	55,827.29	48,209.13	28,129.08	221,320.67
06/22/2022	3,478.10	82,029.95	52,120.50	48,309.42	27,580.41	213,518.39
06/23/2022	3,869.54	86,726.94	56,760.14	48,508.32	29,691.26	225,556.19
06/24/2022	3,858.52	86,844.22	60,409.61	48,104.82	30,806.90	230,024.07
06/25/2022	3,690.42	88,372.14	61,628.51	48,422.01	31,224.61	233,337.68
06/26/2022	2,942.68	86,521.53	59,439.62	48,370.87	29,805.61	227,080.31
06/27/2022	2,799.51	85,256.27	59,132.95	48,534.67	29,256.55	224,979.95
06/28/2022	2,584.02	83,357.31	56,758.72	48,277.08	28,074.66	219,051.80
06/29/2022	2,856.94	82,704.63	54,590.26	48,305.51	27,734.62	216,191.96
06/30/2022	2,316.65	82,095.35	53,168.33	48,377.37	27,415.93	213,373.63
07/01/2022	2,302.68	79,300.25	52,574.88	48,407.00	26,711.47	209,296.27
07/02/2022	2,655.03	79,203.76	52,940.79	48,437.29	27,290.59	210,527.44
07/03/2022	3,337.90	79,441.03	53,331.96	48,412.44	27,090.91	211,614.24
07/04/2022	3,918.50	83,235.31	57,164.50	48,435.66	28,206.01	220,959.98
07/05/2022	3,332.31	83,055.86	56,258.74	48,398.68	27,827.18	218,872.77
07/06/2022	3,058.16	84,837.14	58,953.28	48,243.11	28,226.56	223,318.26
07/07/2022	2,677.86	89,312.80	61,494.95	48,510.72	29,313.77	231,310.09
07/08/2022	2,921.18	89,228.09	60,353.60	48,359.47	29,117.34	229,979.67
07/09/2022	3,585.32	89,213.23	60,496.48	48,339.66	29,462.78	231,097.46
07/10/2022	2,984.77	86,185.98	58,066.68	48,336.87	28,443.43	224,017.74
07/11/2022	2,642.09	82,284.18	54,483.25	48,318.70	27,129.76	214,857.98
07/12/2022	2,616.44	79,617.61	51,593.24	48,329.88	26,433.82	208,590.99
07/13/2022	2,850.42	83,587.16	55,452.92	48,472.78	28,212.32	218,575.60

Notes:

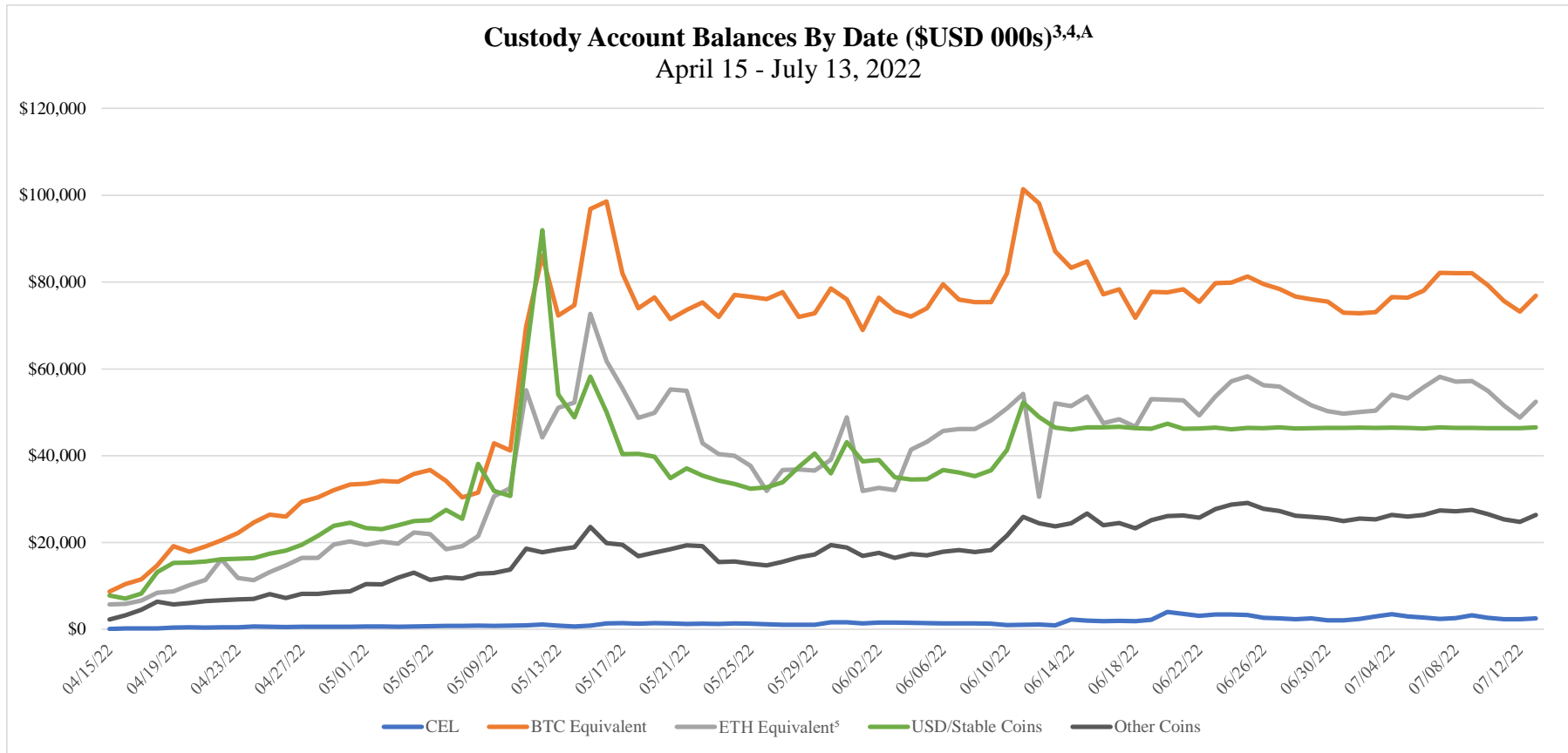
- [1] See Explanatory Notes for Appendix A regarding variances between asset and liability balances from different Debtor source documents.
- [1] Date range includes launch of Custody Service through Debtor's Petition Date.
- [2] See Schedule 3 for mapping of crypto assets.
- [3] Crypto asset pricing based on the closing price as reported at <https://messari.io/>; for certain USD/Stable Coins, the pricing was not available for a particular day. On those dates the most recent trading price was used.
- [4] Includes only ETH. Customers do not hold BETH, stETH or any of the other ETH equivalents in Earn, Custody or Withhold accounts.

Sources:

- [A] Celsius, SOFA3_2YR (October 27, 2022).

Schedule 5.7

Summary Chart of Custody Account Balances by Crypto Asset Value^{1,2}



Notes:

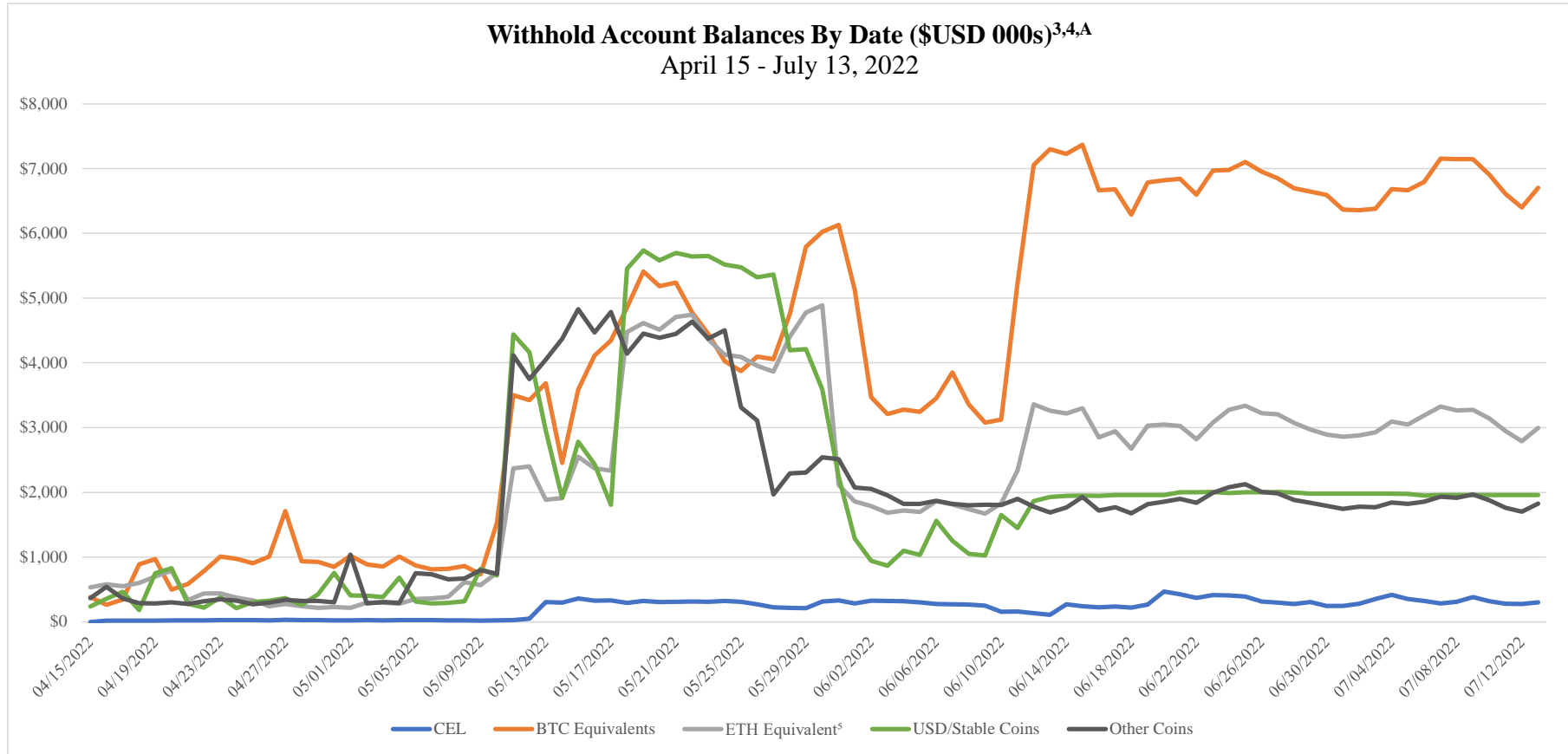
- [1] See Explanatory Notes for Appendix A regarding variances between asset and liability balances from different Debtor source documents.
- [2] Date range includes launch of Custody Service through Debtor’s Petition Date.
- [3] See Schedule 3 for mapping of crypto assets.
- [4] Crypto asset pricing based on the closing price as reported at <https://messari.io/>; for certain USD/Stable Coins, the pricing was not available for a particular day. On those dates the most recent trading price was used.
- [5] Includes only ETH. Customers do not hold BETH, stETH or any of the other ETH equivalents in Earn, Custody or Withhold accounts.

Sources:

- [A] Celsius, SOFA3_2YR (October 27, 2022).

Schedule 5.8

Summary Chart of Withhold Account Balances by Crypto Asset Value^{1,2}



Notes:

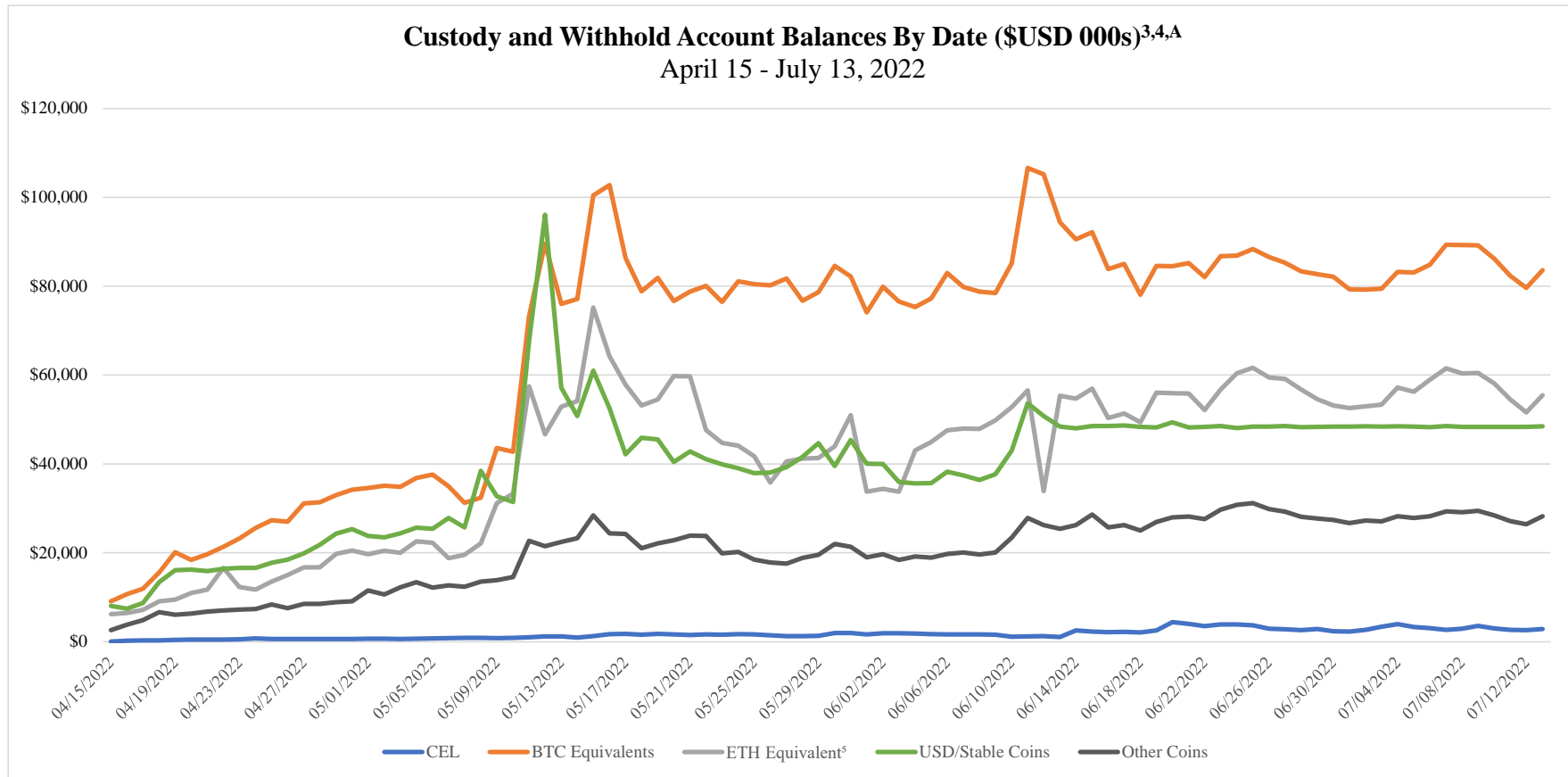
- [1] See Explanatory Notes for Appendix A regarding variances between asset and liability balances from different Debtor source documents.
- [2] Date range includes launch of Custody Service through Debtor’s Petition Date.
- [3] See Schedule 3 for mapping of crypto assets.
- [4] Crypto asset pricing based on the closing price as reported at <https://messari.io/>; for certain USD/Stable Coins, the pricing was not available for a particular day. On those dates the most recent trading price was used.
- [5] Includes only ETH. Customers do not hold BETH, stETH or any of the other ETH equivalents in Earn, Custody or Withhold accounts.

Sources:

[A] Celsius, SOFA3_2YR (October 27, 2022).

Schedule 5.9

Summary Chart of Custody and Withhold Account Balances by Crypto Asset Value^{1,2}



Notes:

- [1] See Explanatory Notes for Appendix A regarding variances between asset and liability balances from different Debtor source documents.
- [1] Date range includes launch of Custody Service through Debtor’s Petition Date.
- [2] See Schedule 3 for mapping of crypto assets.
- [3] Crypto asset pricing based on the closing price as reported at <https://messari.io/>; for certain USD/Stable Coins, the pricing was not available for a particular day. On those dates the most recent trading price was used.
- [4] Includes only ETH. Customers do not hold BETH, stETH or any of the other ETH equivalents in Earn, Custody or Withhold accounts.

Sources:

[A] Celsius, SOFA3_2YR (October 27, 2022).

Schedule 6.1

Initial Funding of Crypto Assets to Custody Wallets - April 15, 2022¹

Crypto Asset	Symbol	Initial Funding Amount (Crypto Assets) ^A	Funding Source ^B	Blockchain
Cel Token	CEL	82,578	Celsius Network LLC (US) Treasury Main Wallet	Ethereum
		82,578		
BTC				
Bitcoin	BTC	648	Celsius Network LLC (US) Treasury Main Wallet	BTC
Wrapped Bitcoin	wBTC	9	Celsius Network LLC (US) Treasury Main Wallet	Ethereum
		657		
ETH²	ETH	1,569	Celsius Networks LLC (US) – Fireblocks – Network Deposits	Ethereum
		1,569		
USD/Stablecoin				
USD Coin	USDC	15,905,978	Celsius Networks LLC (US) – Fireblocks – Network Deposits	Ethereum
Gemini dollar	GUSD	1,132,958	Celsius Network LLC (US) Treasury Main Wallet	Ethereum
TrueUSD	TUSD	221,998	Celsius Network LLC (US) Treasury Main Wallet	Ethereum
Tether	USDT	21,006	Celsius Network LLC (US) Treasury Main Wallet	Ethereum
USD Coin	USDC	1	Celsius Network LLC (US) Treasury Main Wallet	Ethereum
Z.com USD	ZUSD	1	Celsius Network LLC (US) Treasury Main Wallet	Ethereum
		17,281,942		
Other				
Songbird	SGB	1,370,771	Celsius Network LLC (US) Treasury Main Wallet	Ethereum
Cardano	ADA	838,459	Celsius Network LLC (US) Treasury Main Wallet	Cardano
Matic Token	MATIC	594,111	Celsius Networks LLC (US) – Fireblocks – Network Deposits	Ethereum
Dogecoin	DOGE	575,934	Celsius Network LLC (US) Treasury Main Wallet	Dogecoin
Ox	ZRX	206,814	Celsius Network LLC (US) Treasury Main Wallet	Ethereum
Basic Attention Token	BAT	198,460	Celsius Network LLC (US) Treasury Main Wallet	Ethereum
Terra Classic	LUNC	150,000	Celsius Network LLC (US) Treasury Main Wallet	Terra
XLP	XRP	82,772	Celsius Network LLC (US) Treasury Main Wallet	Ripple
Decentraland MANA	MANA	71,270	Celsius Network LLC (US) Treasury Main Wallet	Ethereum
Synthetix Network	SNX	61,388	Celsius Network LLC (US) Treasury Main Wallet	Ethereum
ChainLink Token	LINK	60,856	Celsius Networks LLC (US) – Fireblocks – Network Deposits	Ethereum
SushiToken	SUSHI	50,517	Celsius Network LLC (US) Treasury Main Wallet	Ethereum
TrueHKD	THKD	41,275	Celsius Network LLC (US) Treasury Main Wallet	Ethereum
1Inch Token	1INCH	24,919	Celsius Network LLC (US) Treasury Main Wallet	Ethereum
Solana	SOL	24,859	Celsius Network LLC (US) Treasury Main Wallet	Solana
Uniswap	UNI	18,869	Celsius Network LLC (US) Treasury Main Wallet	Ethereum
Tezox	XTZ	17,222	Celsius Network LLC (US) Treasury Main Wallet	Tezos
TrueGBP	TGBP	16,295	Celsius Network LLC (US) Treasury Main Wallet	Ethereum
Bancor Network Token	BNT	15,307	Celsius Network LLC (US) Treasury Main Wallet	Ethereum
OMGToken	OMG	6,892	Celsius Network LLC (US) Treasury Main Wallet	Ethereum
TrueCAD	TCAD	3,061	Celsius Network LLC (US) Treasury Main Wallet	Ethereum
Dotcoin	DOT	2,644	Celsius Network LLC (US) Treasury Main Wallet	Polkadot
UMA Voting Token v1	UMA	1,923	Celsius Network LLC (US) Treasury Main Wallet	Ethereum
Dash	DASH	1,803	Celsius Network LLC (US) Treasury Main Wallet	Dash
TrueAUD	TAUD	1,797	Celsius Network LLC (US) Treasury Main Wallet	Ethereum
Paxos Gold	PAXG	1,496	Celsius Network LLC (US) Treasury Main Wallet	Ethereum
Aave Token	AAVE	1,403	Celsius Network LLC (US) Treasury Main Wallet	Ethereum
Bitcoin Cash	BCH	1,078	Celsius Network LLC (US) Treasury Main Wallet	Bitcoin Cash
Livepeer Token	LPT	834	Celsius Network LLC (US) Treasury Main Wallet	Ethereum
Litecoin	LTC	624	Celsius Network LLC (US) Treasury Main Wallet	Litecoin
Compound	COMP	612	Celsius Network LLC (US) Treasury Main Wallet	Ethereum
eCash	ZEC	479	Celsius Network LLC (US) Treasury Main Wallet	Zcash
Avalanche	AVAX	372	Celsius Network LLC (US) Treasury Main Wallet	Ethereum
Bitcoin SV	BSV	241	Celsius Network LLC (US) Treasury Main Wallet	Bitcoin Silver
Kyber Network Crystal v2	KNC	170	Celsius Network LLC (US) Treasury Main Wallet	Ethereum
		4,445,527		

Notes

- [1] All transactions noted above occurred on April 15, 2022 with the exception of the 1 USDC transaction (from Celsius Network LLC (US) Treasury Main Wallet) which occurred on April 7, 2022
- [2] Includes only ETH. Customers do not hold BETH, stETH or any of the other ETH equivalents in Earn, Custody or Withheld accounts.

Sources:

- [A] Initial transfer amount based on review of applicable blockchain activity.
- [B] Cryptocurrency funding wallet name/description per Celsius Internal Wallet List as of October 2022.

Schedule 6.2

Activity by Custody Wallet (Gross) for the period April 7 through July 27, 2022:^{1,A}

All Activity (by asset quantity)

Wallet Reference	Incoming	Outgoing	Balance
CEL Token:			
ETH Wallet 1 ²	2,449,941.94	539,519.51	1,910,422.43
	2,449,941.94	539,519.51	1,910,422.43
BTC & Equivalents:			
ETH Wallet 1 ²	22.54	21.34	1.20
BTC Wallet - 1	28.57	-	28.57
BTC Wallet - 2	120.00	120.00	-
BTC Wallet - 3	5.48	-	5.48
BTC Wallet - 4	199.61	199.61	-
BTC Wallet - 5	206.00	206.00	-
BTC Wallet - 6	157.14	157.14	-
BTC Wallet - 7	76.00	76.00	-
BTC Wallet - 8	152.23	152.23	-
BTC Wallet - 9	6.00	6.00	-
BTC Wallet - 10	596.00	596.00	-
BTC Wallet - 11	145.00	145.00	-
BTC Wallet - 12	1,908.72	-	1,908.72
BTC Wallet - 13	944.70	-	944.70
BTC Wallet - 14	9.73	-	9.73
BTC Wallet - 15	0.40	-	0.40
BTC Wallet - 16	20.56	-	20.56
BTC Wallet - 17	28.84	28.84	-
BTC Wallet - 18	263.26	263.26	-
BTC Wallet - 19	2.31	-	2.31
BTC Wallet - 20	1.56	-	1.56
BTC Wallet - 21	648.00	648.00	-
BTC Wallet - 22	1.01	-	1.01
BTC Wallet - 23	611.00	-	611.00
BTC Wallet - 24	0.25	-	0.25
BTC Wallet - 25	585.08	585.08	-
BTC Wallet - 26	120.00	120.00	-
BTC Wallet - 27	46.00	46.00	-
	6,905.99	3,370.50	3,535.49
ETH & Equivalents:			
ETH Wallet 1 ²	58,569.08	16,191.86	42,377.22
	58,569.08	16,191.86	42,377.22

Schedule 6.2

Activity by Custody Wallet (Gross) for the period April 7 through July 27, 2022:^{1,A}

All Activity (by asset quantity)			
Wallet Reference	Incoming	Outgoing	Balance
USD/Stable Coins:			
ETH Wallet 1 ²	98,957,169.79	54,944,484.20	44,012,685.59
	98,957,169.79	54,944,484.20	44,012,685.59
Other:			
Bitcoin Cash Wallet - 1	24.36	24.36	-
Bitcoin Cash Wallet - 2	34.00	34.00	-
Bitcoin Cash Wallet - 3	20.00	20.00	-
Bitcoin Cash Wallet - 4	40.14	40.14	-
Bitcoin Cash Wallet - 5	118.15	-	118.15
Bitcoin Cash Wallet - 6	51.00	51.00	-
Bitcoin Cash Wallet - 7	58.00	-	58.00
Bitcoin Cash Wallet - 8	65.03	-	65.03
Bitcoin Cash Wallet - 9	1,078.00	1,078.00	-
Bitcoin Cash Wallet - 10	29.94	-	29.94
Bitcoin Cash Wallet - 11	104.00	-	104.00
Bitcoin Cash Wallet - 12	33.00	33.00	-
Bitcoin Cash Wallet - 13	29.98	-	29.98
Bitcoin Cash Wallet - 14	473.95	-	473.95
Bitcoin Cash Wallet - 15	213.00	-	213.00
Bitcoin SV Wallet - 1	4.00	4.00	-
Bitcoin SV Wallet - 2	196.76	-	196.76
Bitcoin SV Wallet - 3	56.00	56.00	-
Bitcoin SV Wallet - 4	205.00	205.00	-
Bitcoin SV Wallet - 5	12.00	-	12.00
Bitcoin SV Wallet - 6	7.00	7.00	-
Bitcoin SV Wallet - 7	5.00	5.00	-
Bitcoin SV Wallet - 8	644.57	-	644.57
Bitcoin SV Wallet - 9	241.00	-	241.00
Bitcoin SV Wallet - 10	45.00	45.00	-
Bitcoin SV Wallet - 11	45.04	45.04	-
Bitcoin SV Wallet - 12	241.00	241.00	-
Cardano Wallet - 1	1,133,894.00	-	1,133,894.00
Cardano Wallet - 2	990,925.00	-	990,925.00
Cardano Wallet - 3	16,308.95	-	16,308.95
Cardano Wallet - 4	3,456,363.31	-	3,456,363.31
Cardano Wallet - 5	493,722.00	493,722.00	-
Cardano Wallet - 6	97,422.00	97,422.00	-
Cardano Wallet - 7	1,031,725.20	-	1,031,725.20

Schedule 6.2

Activity by Custody Wallet (Gross) for the period April 7 through July 27, 2022:^{1,A}

All Activity (by asset quantity)

Wallet Reference	Incoming	Outgoing	Balance
Cardano Wallet - 8	1,950.00	-	1,950.00
Cardano Wallet - 9	232,845.00	232,845.00	-
Cardano Wallet - 10	109,422.76	109,422.76	-
Cardano Wallet - 11	1,239,641.00	-	1,239,641.00
Cardano Wallet - 12	250.00	-	250.00
Cardano Wallet - 13	237,861.80	237,861.80	-
Cardano Wallet - 14	28,449.00	28,449.00	-
Cardano Wallet - 15	769,646.00	769,646.00	-
Cardano Wallet - 16	237,071.00	237,071.00	-
Cardano Wallet - 17	3,075.70	-	3,075.70
Cardano Wallet - 18	798,006.71	126,237.09	671,769.61
Cardano Wallet - 19	838,459.00	838,459.00	-
Cardano Wallet - 20	70,892.58	70,892.58	-
Cardano Wallet - 21	535,857.00	535,857.00	-
Dash Wallet - 1	1,803.00	1,803.00	-
Dash Wallet - 2	522.44	-	522.44
Dash Wallet - 3	56.00	56.00	-
Dash Wallet - 4	905.00	-	905.00
Dash Wallet - 5	541.68	-	541.68
Dash Wallet - 6	58.00	58.00	-
Dash Wallet - 7	148.00	148.00	-
Dash Wallet - 8	69.00	69.00	-
Dash Wallet - 9	133.30	133.30	-
Doge Wallet - 10	377.10	-	377.10
Doge Wallet - 11	375.00	-	375.00
Doge Wallet - 12	290,571.00	290,571.00	-
Doge Wallet - 13	345,940.65	345,940.65	-
Doge Wallet - 14	201,620.00	201,620.00	-
Doge Wallet - 15	107,116.61	107,116.61	-
Doge Wallet - 16	365,796.00	365,796.00	-
Doge Wallet - 17	678,565.15	-	678,565.15
Doge Wallet - 18	189,851.00	189,851.00	-
Doge Wallet - 19	615.46	-	615.46
Doge Wallet - 20	13,229.93	-	13,229.93
Doge Wallet - 21	621,331.56	-	621,331.56
Doge Wallet - 22	575,934.00	575,934.00	-
Doge Wallet - 23	815,933.00	-	815,933.00
Doge Wallet - 24	69,137.00	69,137.00	-
Doge Wallet - 25	314,351.00	314,351.00	-
Doge Wallet - 26	91.63	-	91.63

Schedule 6.2

Activity by Custody Wallet (Gross) for the period April 7 through July 27, 2022:^{1,A}

All Activity (by asset quantity)

Wallet Reference	Incoming	Outgoing	Balance
Doge Wallet - 27	198,634.58	-	198,634.58
Doge Wallet - 28	22,120.00	22,120.00	-
Doge Wallet - 29	6,100.00	-	6,100.00
Doge Wallet - 30	150.32	-	150.32
Doge Wallet - 31	1,507,010.00	-	1,507,010.00
Doge Wallet - 32	950.00	-	950.00
Polkadot Wallet - 1	200,789.11	39,741.63	161,047.48
EOS Wallet - 1	119,891.58	27,534.77	92,356.81
ETC Wallet - 1	10,670.29	2,370.61	8,299.68
ETH Wallet 1 ²	16,964,945.02	5,861,726.24	11,103,218.78
Litecoin Wallet - 1	2,755.00	-	2,755.00
Litecoin Wallet - 2	1.73	-	1.73
Litecoin Wallet - 3	119.00	119.00	-
Litecoin Wallet - 4	1.25	-	1.25
Litecoin Wallet - 5	413.68	413.68	-
Litecoin Wallet - 6	0.39	-	0.39
Litecoin Wallet - 7	3,316.00	-	3,316.00
Litecoin Wallet - 8	0.26	-	0.26
Litecoin Wallet - 9	0.41	-	0.41
Litecoin Wallet - 10	105.00	105.00	-
Litecoin Wallet - 11	412.51	-	412.51
Litecoin Wallet - 12	590.00	590.00	-
Litecoin Wallet - 13	624.00	624.00	-
Litecoin Wallet - 14	2,582.98	-	2,582.98
Litecoin Wallet - 15	321.00	321.00	-
Litecoin Wallet - 16	1.12	-	1.12
Litecoin Wallet - 17	2,149.21	-	2,149.21
Litecoin Wallet - 18	830.72	830.72	-
Litecoin Wallet - 19	5.00	-	5.00
Litecoin Wallet - 20	1.30	-	1.30
Litecoin Wallet - 21	694.00	694.00	-
Litecoin Wallet - 22	236.00	236.00	-
Litecoin Wallet - 23	1,360.00	1,360.00	-
Litecoin Wallet - 24	909.00	909.00	-
Litecoin Wallet - 25	3,388.61	-	3,388.61
Litecoin Wallet - 26	2,844.06	-	2,844.06
Terra Classic Wallet - 1	32,501,588.57	461,469.57	32,040,119.00
Ripple Wallet - 1	3,839,868.76	426,186.53	3,413,682.23
Solana Wallet - 1	104,237.62	25,531.19	78,706.43

Schedule 6.2

Activity by Custody Wallet (Gross) for the period April 7 through July 27, 2022:^{1,A}

All Activity (by asset quantity)

Wallet Reference	Incoming	Outgoing	Balance
Stellar Wallet - 1	5,731,064.11	1,509,594.83	4,221,469.28
Tezos Wallet - 1	62,610.49	15,110.92	47,499.57
Zcash Wallet - 1	23.00	23.00	-
Zcash Wallet - 2	202.00	202.00	-
Zcash Wallet - 3	479.00	479.00	-
Zcash Wallet - 4	1,873.16	-	1,873.16
Zcash Wallet - 5	26.00	26.00	-
Zcash Wallet - 6	4.00	4.00	-
Zcash Wallet - 7	247.00	247.00	-
Zcash Wallet - 8	557.51	-	557.51
Zcash Wallet - 9	34.00	34.00	-
Zcash Wallet - 10	108.00	108.00	-
Zcash Wallet - 11	1,443.00	1,443.00	-
Zcash Wallet - 12	9.00	9.00	-
Zcash Wallet - 13	2,461.11	2,461.11	-
	78,224,694.90	14,644,983.14	63,579,711.76
Total	179,697,281.70	70,148,549.21	109,548,732.49

Notes:

- [1] The first transfer to a Custody wallet occurred on April 7, 2022. In order to conceal specific wallet addresses, each of the wallet references above refers to a specific crypto asset wallet used by Celsius to hold Custody assets.
- [2] Celsius used 155 unique wallets to hold crypto assets for Custody. Certain wallets, such as the Ethereum wallet, held a variety of assets including ERC-20 tokens which are included in more than one of the categories above.

Sources:

- [A] The inflows and outflows were obtained from "Celsius - Custody Production-tx-history.csv" and each transaction was verified to the corresponding blockchain activity. See Schedule 3 for a mapping of crypto assets to the Debtor's groupings.

Schedule 7

Custody and Withhold Account Balances and Custody Wallet Balances for Ten Days Preceding and Following June 12, 2022

		06/02/22							
		Custody ¹				Withhold			
Crypto Asset	Symbol	Price ^A	Customer Account		Custody Wallet		Customer Account		
			Crypto Assets ^B	Dollar Value	Crypto Assets ^C	Dollar Value	Crypto Assets ^B	Dollar Value	
1inch Network	1INCH	\$ 0.93	26,537.08	\$ 24,726.73	54,433.91	\$ 50,720.43	1,211.08	\$ 1,128.46	
Aave	AAVE	110.83	1,740.02	192,849.26	2,949.06	326,848.85	89.96	9,969.92	
Cardano	ADA	0.59	6,965,894.00	4,088,814.52	7,976,940.76	4,682,274.98	109,272.20	64,140.19	
Avalanche	AVAX	24.62	22,908.85	564,050.75	31,106.51	765,889.53	678.22	16,698.86	
Badger DAO	BADGER	5.97	80.67	481.61	-	-	-	-	
Basic Attention Token	BAT	0.40	184,453.35	73,793.17	215,861.00	86,358.25	4,637.67	1,855.36	
Bitcoin Cash	BCH	188.88	607.50	114,742.92	754.65	142,535.94	25.90	4,892.23	
Binance	BNB	308.18	62.05	19,121.88	408.00	125,736.12	6.13	1,890.43	
Bancor	BNT	1.26	9,264.46	11,674.03	10,190.91	12,841.43	3,538.03	4,458.22	
Bitcoin SV	BSV	53.77	487.49	26,210.93	615.04	33,069.22	2.69	144.78	
Bitcoin	BTC	30,436.46	2,509.64	76,384,628.48	2,454.75	74,713,900.54	114.05	3,471,318.27	
Binance USD	BUSD	1.00	98,361.69	98,383.91	414,676.05	414,769.73	1,482.83	1,483.16	
Celsius	CEL	0.82	1,899,137.51	1,552,372.66	1,717,559.18	1,403,948.84	400,969.08	327,755.86	
Compound	COMP	58.78	659.81	38,783.30	748.18	43,977.59	38.29	2,250.92	
Curve DAO Token	CRV	1.26	3,443.45	4,322.79	3,743.80	4,699.83	-	-	
Convex Finance	CVX	8.93	-	-	-	-	-	-	
Dash	DASH	59.79	1,406.72	84,109.96	1,769.30	105,789.25	14,392.10	860,526.45	
Dogecoin	DOGE	0.08	3,586,349.06	296,614.58	4,379,467.26	362,210.66	55,430.11	4,584.43	
Polkadot	DOT	9.91	108,295.68	1,073,358.32	126,212.53	1,250,938.84	3,654.40	36,220.11	
EOS	EOS	1.29	27,287.32	35,262.76	54,792.05	70,806.46	5,360.69	6,927.50	
Ethereum Classic	ETC	22.41	6,595.77	147,820.17	5,604.86	125,612.46	67.65	1,516.04	
Ether	ETH	1,832.78	17,796.95	32,617,967.94	18,174.25	33,309,476.15	975.35	1,787,599.42	
Gemini dollar	GUSD	1.00	2,058,341.23	2,057,454.98	2,799,360.76	2,798,155.45	12,245.19	12,239.92	
Kyber Network Crystal v2	KNC	2.03	44,039.58	89,197.46	57,579.85	116,621.82	160,577.47	325,232.46	
ChainLink	LINK	7.18	269,580.23	1,935,349.98	344,070.52	2,470,125.00	5,924.05	42,529.52	
Livepeer	LPT	12.25	895.54	10,969.04	2,611.10	31,982.25	-	-	
Litecoin	LTC	64.40	12,525.10	806,665.48	12,916.04	831,843.72	3,893.42	250,751.52	
Terra Classic	LUNC	0.00	31,221,462.99	3,152.35	26,188,786.04	2,644.22	3,566.24	0.36	
Decentraland	MANA	1.03	154,638.50	159,868.00	297,955.52	308,031.65	8,991.02	9,295.07	
Polygon	MATIC	0.62	4,264,039.28	2,638,101.66	5,355,661.95	3,313,473.39	190,097.54	117,610.70	
Dai	MCDAI	1.00	532,600.49	532,600.49	1,286,589.32	1,286,589.32	2,087.47	2,087.47	
Maker	MKR	1,203.33	20.18	24,277.81	-	-	-	-	
OMG Network	OMG	2.55	4,415.73	11,260.53	5,892.95	15,027.60	46.95	119.73	
Pax Dollar	PAX	1.00	258,550.85	258,783.55	303,098.19	303,370.98	64.60	64.66	
Paxos Gold	PAXG	1,868.05	171.63	320,612.90	331.05	618,421.05	3.31	6,187.40	
Songbird	SGB	0.00	1,012,687.42	772.54	1,126,459.49	859.33	4,261.13	3.25	
Synthetix	SNX	3.02	155,969.62	470,972.48	188,085.62	567,951.31	2,415.47	7,293.86	

Schedule 7

Custody and Withhold Account Balances and Custody Wallet Balances for Ten Days Preceding and Following June 12, 2022

		06/02/22						
		Custody ¹				Withhold		
Crypto Asset	Symbol	Price ^A	Customer Account		Custody Wallet		Customer Account	
			Crypto Assets ^B	Dollar Value	Crypto Assets ^C	Dollar Value	Crypto Assets ^B	Dollar Value
Solana	SOL	40.83	51,036.18	2,083,861.34	55,814.14	2,278,950.40	4,975.30	203,146.97
SparkLab	SPARK	0.00	216,178.98	82.80	-	-	9,576.26	3.67
SushiSwap	SUSHI	1.68	10,298.78	17,345.06	47,266.44	79,605.51	506.65	853.30
TrueAUD	TAUD	0.69	0.03	0.02	1,797.00	1,236.31	-	-
TrueCAD	TCAD	0.80	5.97	4.75	3,061.00	2,435.78	-	-
TrueGBP	TGBP	1.07	77,578.16	83,120.55	129,396.96	138,641.42	-	-
TrueHKD	THKD	0.11	-	-	41,275.00	4,702.32	-	-
TrueUSD	TUSD	1.00	256,272.03	256,265.59	282,119.90	282,112.82	518.50	518.49
UMA	UMA	3.18	1,411.53	4,484.06	5,529.41	17,565.48	1,725.94	5,482.86
Uniswap	UNI	5.31	31,379.33	166,609.36	42,491.02	225,607.20	2,199.56	11,678.64
USD Coin	USDC	1.00	33,840,134.73	33,881,475.88	37,420,047.22	37,465,761.80	885,616.57	886,698.49
Tether	USDT ERC20	1.00	1,971,842.22	1,971,025.28	2,958,827.52	2,957,601.67	39,937.38	39,920.83
TerraClassicUSD	UST	0.02	666,766.47	13,431.21	1,065,294.70	21,459.08	0.16	0.00
Wrapped Bitcoin	WBTC	30,458.11	0.05	1,437.81	10.00	304,581.07	0.01	157.14
Wrapped DGLD	WDGLD	178.17	-	-	-	-	-	-
Tether Gold	XAUT	1,852.28	-	-	-	-	-	-
Stellar Lumens	XLM	0.14	2,079,987.81	297,389.45	2,460,427.73	351,783.43	78,868.98	11,276.41
XRP	XRP	0.41	3,365,400.86	1,363,136.40	3,839,868.76	1,555,316.91	63,548.82	25,740.09
Tezos	XTZ	1.98	25,807.97	51,172.48	36,349.63	72,074.67	124.76	247.37
yeam.finance	YFI	7,580.09	1.69	12,777.58	0.44	3,335.24	-	-
Zcash	ZEC	91.15	1,695.19	154,521.78	4,754.11	433,351.78	157.97	14,399.57
Ox	ZRX	0.41	200,189.82	82,796.53	217,050.15	89,769.80	11,551.44	4,777.56
ZUSD	ZUSD	1.00	0.00	0.00	1.00	1.00	-	-
Total dollar value:				\$ 167,211,067.83		\$ 176,983,395.86		\$ 8,583,677.93

Schedule 7

Custody and Withhold Account Balances and Custody Wallet Balances for Ten Days Preceding and Following June 12, 2022

		06/03/22							
		Custody ¹				Withhold			
Crypto Asset	Symbol	Price ^A	Customer Account		Custody Wallet		Customer Account		
			Crypto Assets ^B	Dollar Value	Crypto Assets ^C	Dollar Value	Crypto Assets ^B	Dollar Value	
1inch Network	1INCH	\$ 0.87	27,924.66	\$ 24,335.62	54,433.91	\$ 47,437.75	1,211.08	\$ 1,055.43	
Aave	AAVE	106.93	1,704.91	182,308.69	2,949.06	315,348.17	89.42	9,562.07	
Cardano	ADA	0.56	6,778,000.35	3,792,299.15	7,976,940.76	4,463,107.71	112,224.33	62,789.64	
Avalanche	AVAX	22.98	22,807.32	524,109.32	31,106.51	714,823.79	718.17	16,503.48	
Badger DAO	BADGER	5.78	80.67	465.98	-	-	-	-	
Basic Attention Token	BAT	0.38	181,693.34	68,825.98	215,861.00	81,768.79	4,637.67	1,756.76	
Bitcoin Cash	BCH	182.93	582.32	106,522.46	754.65	138,046.85	25.90	4,738.15	
Binance	BNB	298.33	62.05	18,510.83	408.00	121,718.15	6.13	1,830.02	
Bancor	BNT	1.20	9,264.46	11,101.96	10,190.91	12,212.16	3,538.03	4,239.75	
Bitcoin SV	BSV	55.24	491.08	27,125.62	615.04	33,972.77	2.69	148.74	
Bitcoin	BTC	29,676.17	2,470.00	73,299,990.31	2,718.01	80,660,106.49	108.12	3,208,485.84	
Binance USD	BUSD	1.00	98,377.15	98,408.20	414,676.05	414,806.96	1,482.83	1,483.30	
Celsius	CEL	0.81	1,893,813.83	1,534,952.04	1,717,559.18	1,392,096.16	400,950.14	324,973.46	
Compound	COMP	55.90	689.74	38,556.79	748.18	41,823.44	33.10	1,850.20	
Curve DAO Token	CRV	1.17	3,443.45	4,037.30	3,743.80	4,389.44	-	-	
Convex Finance	CVX	8.41	-	-	-	-	-	-	
Dash	DASH	58.15	1,383.90	80,478.28	1,769.30	102,890.46	14,379.38	836,206.91	
Dogecoin	DOGE	0.08	3,579,254.69	287,110.58	4,379,467.26	351,299.78	55,674.11	4,465.91	
Polkadot	DOT	9.38	106,888.82	1,002,617.15	126,212.53	1,183,873.53	3,231.21	30,308.76	
EOS	EOS	1.26	26,922.04	34,010.89	54,792.05	69,219.38	5,364.78	6,777.38	
Ethereum Classic	ETC	21.84	6,412.15	140,050.48	7,308.69	159,632.23	57.31	1,251.63	
Ether	ETH	1,773.53	18,079.14	32,063,875.64	18,678.57	33,126,988.27	949.23	1,683,492.69	
Gemini dollar	GUSD	1.00	1,790,563.58	1,793,043.08	2,799,360.76	2,803,237.20	6,860.58	6,870.08	
Kyber Network Crystal v2	KNC	1.91	43,911.08	83,787.37	57,579.85	109,868.95	160,577.47	306,400.20	
ChainLink	LINK	6.85	265,565.29	1,818,513.95	344,070.52	2,356,094.98	6,018.53	41,213.15	
Livepeer	LPT	12.02	895.54	10,766.81	2,611.10	31,392.62	-	-	
Litecoin	LTC	62.53	10,439.64	652,779.21	12,916.04	807,625.78	3,845.28	240,441.12	
Terra Classic	LUNC	0.00	30,752,647.66	2,926.75	26,188,786.04	2,492.40	3,566.24	0.34	
Decentraland	MANA	0.98	154,289.12	150,979.37	297,955.52	291,563.88	7,226.00	7,070.99	
Polygon	MATIC	0.59	4,298,046.16	2,530,367.60	5,355,661.95	3,153,012.54	192,196.92	113,151.15	
Dai	MCDAI	1.00	545,611.08	545,556.51	1,286,589.32	1,286,460.66	2,045.09	2,044.88	
Maker	MKR	1,144.86	20.18	23,098.11	-	-	-	-	
OMG Network	OMG	2.42	4,488.25	10,851.57	5,892.95	14,247.83	46.95	113.51	
Pax Dollar	PAX	1.00	258,550.86	258,691.71	303,098.19	303,263.31	64.60	64.64	
Paxos Gold	PAXG	1,849.13	170.11	314,556.39	331.05	612,155.65	2.26	4,176.45	
Songbird	SGB	0.04	1,032,018.13	39,296.50	1,126,459.49	42,892.57	4,261.13	162.25	
Synthetic	SNX	2.72	154,997.49	421,638.07	188,085.62	511,647.35	2,271.33	6,178.68	

Schedule 7

Custody and Withhold Account Balances and Custody Wallet Balances for Ten Days Preceding and Following June 12, 2022

		06/03/22						
		Custody ¹					Withhold	
Crypto Asset	Symbol	Price ^A	Customer Account		Custody Wallet		Customer Account	
			Crypto Assets ^B	Dollar Value	Crypto Assets ^C	Dollar Value	Crypto Assets ^B	Dollar Value
Solana	SOL	38.24	49,626.28	1,897,758.01	55,814.14	2,134,387.74	4,918.29	188,080.28
SparkLab	SPARK	0.00	216,178.98	87.64	-	-	9,576.26	3.88
SushiSwap	SUSHI	1.54	9,390.83	14,464.73	47,266.44	72,804.70	506.65	780.40
TrueAUD	TAUD	0.69	0.03	0.02	1,797.00	1,236.31	-	-
TrueCAD	TCAD	0.80	5.97	4.75	3,061.00	2,435.78	-	-
TrueGBP	TGBP	1.15	77,578.16	88,929.63	129,396.96	148,330.70	-	-
TrueHKD	THKD	0.11	-	-	41,275.00	4,702.32	-	-
TrueUSD	TUSD	1.00	256,175.65	256,231.63	282,119.90	282,181.55	518.50	518.61
UMA	UMA	3.07	1,411.53	4,330.11	5,529.41	16,962.43	248.61	762.66
Uniswap	UNI	5.06	22,041.13	111,621.87	42,491.02	215,185.33	2,199.56	11,139.15
USD Coin	USDC	1.00	30,279,577.13	30,281,266.31	37,420,047.22	37,422,134.74	815,990.15	816,035.67
Tether	USDT ERC20	1.00	1,811,674.46	1,810,498.84	3,121,699.92	3,119,674.19	41,583.58	41,556.60
TerraClassicUSD	UST	0.02	666,781.44	12,839.25	1,065,294.70	20,512.85	0.16	0.00
Wrapped Bitcoin	WBTC	29,694.22	0.05	1,401.75	10.00	296,942.18	0.01	153.20
Wrapped DGLD	WDGLD	178.17	-	-	-	-	-	-
Tether Gold	XAUT	1,852.28	-	-	-	-	-	-
Stellar Lumens	XLM	0.15	2,282,081.68	333,272.93	2,514,158.46	367,165.19	78,966.35	11,532.17
XRP	XRP	0.39	3,303,702.46	1,288,093.46	3,839,868.76	1,497,141.43	62,948.82	24,543.36
Tezos	XTZ	1.90	26,571.07	50,547.71	36,349.63	69,150.06	124.76	237.33
yeam.finance	YFI	7,418.99	1.69	12,506.03	0.44	3,264.36	-	-
Zcash	ZEC	89.68	1,757.47	157,601.86	4,754.11	426,325.88	132.27	11,861.69
Ox	ZRX	0.39	186,772.19	73,593.28	217,050.15	85,523.61	11,551.44	4,551.58
ZUSD	ZUSD	1.01	0.00	0.00	1.00	1.01	-	-
Total dollar value:				\$ 158,391,596.09		\$ 181,947,580.36		\$ 8,041,564.16

Schedule 7

Custody and Withhold Account Balances and Custody Wallet Balances for Ten Days Preceding and Following June 12, 2022

		06/04/22							
		Custody ¹				Withhold			
Crypto Asset	Symbol	Price ^A	Customer Account		Custody Wallet		Customer Account		
			Crypto Assets ^B	Dollar Value	Crypto Assets ^C	Dollar Value	Crypto Assets ^B	Dollar Value	
1inch Network	1INCH	\$ 0.87	28,682.51	\$ 24,917.89	54,433.91	\$ 47,289.38	1,211.08	\$ 1,052.13	
Aave	AAVE	106.81	1,636.29	174,779.92	2,949.06	315,002.51	89.47	9,556.35	
Cardano	ADA	0.57	7,228,654.33	4,092,839.84	7,976,940.76	4,516,517.11	110,586.94	62,613.95	
Avalanche	AVAX	24.56	22,392.62	549,970.24	31,106.51	763,986.21	666.06	16,358.58	
Badger DAO	BADGER	5.85	80.67	472.13	-	-	-	-	
Basic Attention Token	BAT	0.38	175,757.82	66,859.85	215,861.00	82,115.46	4,637.67	1,764.21	
Bitcoin Cash	BCH	188.67	475.37	89,686.59	754.65	142,376.36	26.33	4,967.49	
Binance	BNB	301.17	62.05	18,686.93	408.00	122,876.08	6.13	1,847.43	
Bancor	BNT	1.24	9,333.45	11,548.06	10,190.91	12,608.97	3,538.03	4,377.52	
Bitcoin SV	BSV	57.77	492.75	28,466.38	615.04	35,530.80	2.69	155.56	
Bitcoin	BTC	29,847.73	2,413.85	72,047,869.58	2,718.01	81,126,429.06	109.85	3,278,776.10	
Binance USD	BUSD	1.00	108,361.94	108,405.02	414,676.05	414,840.91	1,482.83	1,483.42	
Celsius	CEL	0.80	1,907,818.53	1,524,182.71	1,717,559.18	1,372,181.88	401,166.39	320,497.40	
Compound	COMP	57.92	682.02	39,500.04	748.18	43,331.75	33.10	1,916.92	
Curve DAO Token	CRV	1.18	3,443.45	4,058.03	3,743.80	4,411.98	-	-	
Convex Finance	CVX	8.48	-	-	-	-	-	-	
Dash	DASH	58.57	1,388.02	81,296.99	1,769.30	103,628.93	14,379.38	842,208.57	
Dogecoin	DOGE	0.08	3,458,866.02	283,049.65	4,379,467.26	358,385.28	56,256.25	4,603.62	
Polkadot	DOT	9.43	100,042.65	943,402.15	126,212.53	1,190,184.16	3,231.21	30,470.32	
EOS	EOS	1.28	26,504.10	34,029.64	54,792.05	70,349.63	5,364.78	6,888.05	
Ethereum Classic	ETC	21.97	6,491.60	142,623.48	7,308.69	160,575.26	56.15	1,233.65	
Ether	ETH	1,803.38	22,942.99	41,374,862.14	18,678.57	33,684,512.72	952.52	1,717,755.44	
Gemini dollar	GUSD	1.01	1,827,427.89	1,836,998.13	2,799,360.76	2,814,021.01	283,141.54	284,624.36	
Kyber Network Crystal v2	KNC	1.90	44,116.20	84,037.13	57,579.85	109,684.09	160,577.47	305,884.68	
ChainLink	LINK	7.40	267,606.89	1,981,354.12	344,070.52	2,547,488.74	6,007.90	44,482.32	
Livepeer	LPT	12.41	949.89	11,790.13	2,611.10	32,409.22	-	-	
Litecoin	LTC	63.68	11,396.77	725,799.10	12,916.04	822,553.14	3,825.22	243,607.84	
Terra Classic	LUNC	0.00	30,767,579.88	2,845.19	26,188,786.04	2,421.77	3,566.24	0.33	
Decentraland	MANA	0.98	156,388.73	153,470.42	297,955.52	292,395.49	7,230.85	7,095.92	
Polygon	MATIC	0.60	4,298,240.80	2,559,444.34	5,355,661.95	3,189,099.75	191,121.26	113,805.68	
Dai	MCDAI	1.00	533,359.88	533,359.88	1,286,589.32	1,286,589.32	2,076.69	2,076.69	
Maker	MKR	1,170.64	20.18	23,618.36	-	-	-	-	
OMG Network	OMG	2.43	4,507.15	10,956.80	5,892.95	14,325.64	46.95	114.13	
Pax Dollar	PAX	1.00	259,596.54	259,466.74	303,098.19	302,946.64	64.60	64.57	
Paxos Gold	PAXG	1,858.98	303.44	564,083.41	331.05	615,418.27	2.26	4,198.71	
Songbird	SGB	0.00	1,067,521.29	718.27	1,126,459.49	757.93	4,261.13	2.87	
Synthetix	SNX	2.68	152,750.79	409,791.07	188,085.62	504,585.34	2,347.20	6,296.93	

Schedule 7

Custody and Withhold Account Balances and Custody Wallet Balances for Ten Days Preceding and Following June 12, 2022

		06/04/22						
		Custody ¹					Withhold	
Crypto Asset	Symbol	Price ^A	Customer Account		Custody Wallet		Customer Account	
			Crypto Assets ^B	Dollar Value	Crypto Assets ^C	Dollar Value	Crypto Assets ^B	Dollar Value
Solana	SOL	38.98	51,726.70	2,016,153.30	55,814.14	2,175,469.48	1,173.82	45,751.99
SparkLab	SPARK	0.00	216,178.98	87.54	-	-	9,576.26	3.88
SushiSwap	SUSHI	1.58	9,275.55	14,644.34	47,266.44	74,624.76	506.65	799.91
TrueAUD	TAUD	0.69	0.03	0.02	1,797.00	1,236.31	-	-
TrueCAD	TCAD	0.80	5.97	4.75	3,061.00	2,435.78	-	-
TrueGBP	TGBP	1.15	77,578.16	89,528.79	129,396.96	149,330.08	-	-
TrueHKD	THKD	0.11	-	-	41,275.00	4,702.32	-	-
TrueUSD	TUSD	1.00	257,811.65	257,906.37	282,119.90	282,223.56	518.50	518.69
UMA	UMA	3.09	1,418.87	4,391.14	5,529.41	17,112.48	248.61	769.41
Uniswap	UNI	5.14	21,462.56	110,392.47	42,491.02	218,552.13	1,790.20	9,207.88
USD Coin	USDC	1.00	29,705,121.49	29,702,771.86	37,420,047.22	37,417,087.35	770,468.97	770,408.03
Tether	USDT ERC20	1.00	1,833,721.27	1,832,739.55	3,121,699.92	3,120,028.65	39,983.71	39,962.30
TerraClassicUSD	UST	0.02	666,781.44	11,759.44	1,065,294.70	18,787.67	0.16	0.00
Wrapped Bitcoin	WBTC	29,847.26	0.05	1,408.98	10.00	298,472.64	0.01	153.99
Wrapped DGLD	WDGLD	178.17	-	-	-	-	-	-
Tether Gold	XAUT	1,849.40	-	-	-	-	-	-
Stellar Lumens	XLM	0.14	2,091,859.16	300,101.27	2,514,158.46	360,684.97	79,303.99	11,377.07
XRP	XRP	0.39	3,539,016.79	1,388,029.25	3,839,868.76	1,506,025.68	60,321.44	23,658.53
Tezos	XTZ	1.91	30,135.30	57,588.33	36,349.63	69,463.86	124.76	238.41
yeam.finance	YFI	7,563.77	1.69	12,750.08	0.44	3,328.06	-	-
Zcash	ZEC	89.69	1,757.44	157,618.27	4,754.11	426,378.74	132.27	11,863.16
Ox	ZRX	0.39	185,837.07	73,367.25	217,050.15	85,689.96	11,551.44	4,560.43
ZUSD	ZUSD	1.05	0.00	0.00	1.00	1.05	-	-
Total dollar value:				\$ 166,830,483.31		\$ 183,333,466.35		\$ 8,240,055.42

Schedule 7

Custody and Withhold Account Balances and Custody Wallet Balances for Ten Days Preceding and Following June 12, 2022

		06/05/22							
		Custody ¹				Withhold			
Crypto Asset	Symbol	Price ^A	Customer Account		Custody Wallet		Customer Account		
			Crypto Assets ^B	Dollar Value	Crypto Assets ^C	Dollar Value	Crypto Assets ^B	Dollar Value	
1inch Network	1INCH	\$ 0.86	28,633.06	\$ 24,554.12	54,433.91	\$ 46,679.48	1,261.75	\$ 1,082.01	
Aave	AAVE	103.62	1,857.51	192,468.77	2,949.06	305,570.83	90.64	9,391.57	
Cardano	ADA	0.57	6,742,886.72	3,822,338.44	7,976,940.76	4,521,886.33	103,800.27	58,841.23	
Avalanche	AVAX	24.16	22,087.58	533,579.12	31,106.51	751,453.39	669.75	16,179.47	
Badger DAO	BADGER	5.77	-	-	-	-	-	-	
Basic Attention Token	BAT	0.38	172,472.71	66,269.22	215,861.00	82,940.31	4,638.16	1,782.12	
Bitcoin Cash	BCH	179.78	523.50	94,115.00	754.65	135,671.67	26.34	4,736.02	
Binance	BNB	298.83	62.05	18,541.67	408.00	121,920.92	6.13	1,833.07	
Bancor	BNT	1.26	9,333.45	11,784.97	10,190.91	12,867.66	3,558.60	4,493.31	
Bitcoin SV	BSV	56.34	492.76	27,761.00	615.04	34,650.29	2.69	151.71	
Bitcoin	BTC	29,899.88	2,473.86	73,968,153.54	2,718.01	81,268,158.65	108.42	3,241,858.90	
Binance USD	BUSD	1.00	108,361.94	108,393.70	414,676.05	414,797.59	1,482.83	1,483.26	
Celsius	CEL	0.75	1,887,249.25	1,416,464.76	1,717,559.18	1,289,104.80	402,447.10	302,054.50	
Compound	COMP	57.94	682.14	39,526.12	748.18	43,352.84	35.00	2,028.01	
Curve DAO Token	CRV	1.21	4,610.66	5,576.38	3,743.80	4,527.95	-	-	
Convex Finance	CVX	8.48	-	-	-	-	-	-	
Dash	DASH	58.58	1,392.29	81,558.56	1,769.30	103,643.67	14,423.16	844,892.91	
Dogecoin	DOGE	0.08	3,499,598.36	283,477.48	4,379,467.26	354,749.38	56,537.94	4,579.74	
Polkadot	DOT	9.34	98,986.57	924,534.60	126,212.53	1,178,825.03	3,241.02	30,271.17	
EOS	EOS	1.27	27,287.92	34,633.85	54,792.05	69,542.12	5,364.84	6,809.06	
Ethereum Classic	ETC	21.81	6,385.95	139,270.35	7,308.69	159,394.28	56.15	1,224.64	
Ether	ETH	1,804.82	23,949.00	43,223,508.99	18,678.57	33,711,368.59	941.18	1,698,655.58	
Gemini dollar	GUSD	1.01	1,879,806.62	1,889,609.81	2,799,360.76	2,813,959.43	183,197.42	184,152.80	
Kyber Network Crystal v2	KNC	1.91	44,312.02	84,841.86	57,579.85	110,245.07	160,641.26	307,571.26	
ChainLink	LINK	7.64	269,829.31	2,062,109.29	344,070.52	2,629,480.90	6,416.93	49,039.93	
Livepeer	LPT	12.37	915.04	11,320.18	2,611.10	32,302.66	0.00	0.00	
Litecoin	LTC	63.09	11,755.69	741,705.43	12,916.04	814,915.61	3,828.42	241,547.87	
Terra Classic	LUNC	0.00	30,767,679.89	2,438.59	26,188,786.04	2,075.67	3,556.16	0.28	
Decentraland	MANA	0.98	159,915.78	156,145.12	297,955.52	290,930.02	5,762.18	5,626.32	
Polygon	MATIC	0.60	4,254,887.10	2,541,296.08	5,355,661.95	3,198,750.61	187,978.21	112,272.85	
Dai	MCDAI	1.00	533,293.20	533,293.20	1,286,589.32	1,286,589.32	2,076.69	2,076.69	
Maker	MKR	1,180.12	19.38	22,875.07	-	-	-	-	
OMG Network	OMG	2.48	4,425.48	10,981.80	5,892.95	14,623.32	46.95	116.52	
Pax Dollar	PAX	1.00	259,595.70	259,388.03	303,098.19	302,855.71	64.60	64.55	
Paxos Gold	PAXG	1,853.86	303.70	563,025.22	331.05	613,723.53	2.26	4,187.15	
Songbird	SGB	0.00	1,095,673.12	671.74	1,126,459.49	690.61	4,261.81	2.61	
Synthetix	SNX	2.61	153,095.07	399,513.68	188,085.62	490,824.27	2,395.29	6,250.70	

Schedule 7

Custody and Withhold Account Balances and Custody Wallet Balances for Ten Days Preceding and Following June 12, 2022

		06/05/22						
		Custody ¹				Withhold		
Crypto Asset	Symbol	Price ^A	Customer Account		Custody Wallet		Customer Account	
			Crypto Assets ^B	Dollar Value	Crypto Assets ^C	Dollar Value	Crypto Assets ^B	Dollar Value
Solana	SOL	38.49	50,278.93	1,935,391.31	55,814.14	2,148,458.66	1,166.85	44,915.68
SparkLab	SPARK	0.00	216,178.98	86.94	-	-	9,578.45	3.85
SushiSwap	SUSHI	1.55	9,123.48	14,127.12	47,266.44	73,189.07	506.65	784.52
TrueAUD	TAUD	0.69	0.03	0.02	1,797.00	1,236.31	-	-
TrueCAD	TCAD	0.80	5.97	4.75	3,061.00	2,435.78	-	-
TrueGBP	TGBP	1.18	77,578.16	91,712.91	129,396.96	152,973.10	-	-
TrueHKD	THKD	0.11	-	-	41,275.00	4,702.32	-	-
TrueUSD	TUSD	1.00	257,773.65	257,844.28	282,119.90	282,197.21	518.50	518.64
UMA	UMA	3.08	1,418.87	4,369.99	5,529.41	17,030.03	248.61	765.70
Uniswap	UNI	5.09	21,125.53	107,474.17	42,491.02	216,169.12	1,787.94	9,095.98
USD Coin	USDC	1.00	29,630,835.06	29,647,117.35	37,420,047.22	37,440,609.72	806,363.73	806,806.83
Tether	USDT ERC20	1.00	1,913,584.47	1,912,784.89	3,121,699.92	3,120,395.54	40,075.28	40,058.54
TerraClassicUSD	UST	0.02	673,901.44	10,574.00	1,065,294.70	16,715.24	0.16	0.00
Wrapped Bitcoin	WBTC	29,822.38	0.05	1,407.80	10.00	298,223.81	0.01	153.86
Wrapped DGLD	WDGLD	178.17	-	-	-	-	-	-
Tether Gold	XAUT	1,846.52	-	-	-	-	-	-
Stellar Lumens	XLM	0.14	2,069,947.96	296,713.39	2,514,158.46	360,388.04	79,404.72	11,382.14
XRP	XRP	0.40	3,536,374.12	1,397,320.59	3,839,868.76	1,517,239.83	63,381.84	25,043.94
Tezos	XTZ	1.95	30,042.13	58,656.68	36,349.63	70,971.95	124.76	243.59
yeam.finance	YFI	7,435.67	1.66	12,355.68	0.44	3,271.69	-	-
Zcash	ZEC	89.37	1,776.41	158,753.13	4,754.11	424,863.21	136.72	12,218.28
Ox	ZRX	0.41	187,209.76	76,277.54	217,050.15	88,435.84	11,609.94	4,730.40
ZUSD	ZUSD	1.00	0.00	0.00	1.00	1.00	-	-
Total dollar value:				\$ 170,278,698.24		\$ 183,452,579.96		\$ 8,101,979.79

Schedule 7

Custody and Withhold Account Balances and Custody Wallet Balances for Ten Days Preceding and Following June 12, 2022

		06/06/22							
		Custody ¹				Withhold			
Crypto Asset	Symbol	Price ^A	Customer Account		Custody Wallet		Customer Account		
			Crypto Assets ^B	Dollar Value	Crypto Assets ^C	Dollar Value	Crypto Assets ^B	Dollar Value	
1inch Network	1INCH	\$ 0.87	25,830.71	\$ 22,563.14	54,433.91	\$ 47,548.06	1,261.75	\$ 1,102.14	
Aave	AAVE	105.90	1,967.53	208,362.09	2,949.06	312,306.42	76.78	8,130.76	
Cardano	ADA	0.61	6,518,012.35	3,967,686.81	7,976,940.76	4,855,775.18	102,934.51	62,658.96	
Avalanche	AVAX	25.98	24,741.36	642,789.50	31,106.51	808,158.52	683.71	17,762.97	
Badger DAO	BADGER	5.95	-	-	-	-	-	-	
Basic Attention Token	BAT	0.40	169,845.70	68,409.63	215,861.00	86,943.45	4,638.16	1,868.14	
Bitcoin Cash	BCH	185.47	520.82	96,596.12	754.65	139,964.93	25.09	4,653.47	
Binance	BNB	294.83	62.05	18,293.71	408.00	120,290.47	6.16	1,815.78	
Bancor	BNT	1.29	7,645.21	9,885.51	10,190.91	13,177.19	3,558.60	4,601.39	
Bitcoin SV	BSV	57.55	492.76	28,357.28	615.04	35,394.44	2.69	154.96	
Bitcoin	BTC	31,350.04	2,536.54	79,520,510.87	2,746.85	86,113,853.22	110.11	3,451,966.49	
Binance USD	BUSD	1.00	138,361.94	138,384.38	414,676.05	414,743.29	1,482.83	1,483.07	
Celsius	CEL	0.68	1,997,403.01	1,367,418.07	1,717,559.18	1,175,837.54	402,677.79	275,672.40	
Compound	COMP	59.42	650.19	38,635.25	780.43	46,374.52	35.00	2,079.71	
Curve DAO Token	CRV	1.29	3,074.96	3,955.26	3,743.80	4,815.58	-	-	
Convex Finance	CVX	8.39	-	-	-	-	-	-	
Dash	DASH	60.04	1,363.25	81,854.54	1,769.30	106,235.04	14,421.60	865,924.03	
Dogecoin	DOGE	0.08	3,594,313.78	296,350.22	4,379,467.26	361,085.91	56,790.62	4,682.37	
Polkadot	DOT	9.49	102,816.43	975,727.90	126,212.53	1,197,756.91	3,339.81	31,694.77	
EOS	EOS	1.30	27,854.12	36,282.29	54,792.05	71,371.18	5,364.84	6,988.15	
Ethereum Classic	ETC	22.52	6,441.99	145,043.40	7,308.69	164,557.36	56.15	1,264.31	
Ether	ETH	1,858.46	24,594.39	45,707,703.95	26,680.20	49,584,113.99	1,003.31	1,864,610.98	
Gemini dollar	GUSD	1.00	1,852,596.53	1,854,043.27	2,799,360.76	2,801,546.85	7,021.14	7,026.62	
Kyber Network Crystal v2	KNC	1.97	42,953.66	84,606.18	57,579.85	113,415.52	160,641.26	316,416.45	
ChainLink	LINK	7.97	280,096.19	2,232,245.53	344,070.52	2,742,093.26	5,826.44	46,434.19	
Livepeer	LPT	12.58	1,094.58	13,771.27	2,611.10	32,851.18	0.00	0.00	
Litecoin	LTC	64.41	12,106.87	779,752.50	12,916.04	831,867.99	3,819.71	246,011.27	
Terra Classic	LUNC	0.00	31,127,837.35	2,508.70	26,188,786.04	2,110.64	3,556.16	0.29	
Decentraland	MANA	1.01	162,158.22	164,578.61	297,955.52	302,402.83	5,762.30	5,848.31	
Polygon	MATIC	0.63	4,219,373.77	2,667,601.58	5,355,661.95	3,385,993.53	174,543.80	110,351.29	
Dai	MCDAI	1.00	528,853.56	528,800.67	1,286,589.32	1,286,460.66	4,695.12	4,694.65	
Maker	MKR	1,210.19	19.46	23,554.70	-	-	-	-	
OMG Network	OMG	2.57	4,425.50	11,388.82	5,892.95	15,165.23	46.95	120.83	
Pax Dollar	PAX	1.00	262,145.83	262,329.33	303,098.19	303,310.36	32.07	32.09	
Paxos Gold	PAXG	1,842.74	279.29	514,667.01	334.07	615,605.21	2.26	4,162.03	
Songbird	SGB	0.04	1,110,089.65	39,654.62	1,126,459.49	40,239.39	3,715.69	132.73	
Synthetix	SNX	2.77	154,138.53	427,596.66	188,085.62	521,769.48	2,310.52	6,409.62	

Schedule 7

Custody and Withhold Account Balances and Custody Wallet Balances for Ten Days Preceding and Following June 12, 2022

		06/06/22							
		Custody ¹						Withhold	
		Customer Account			Custody Wallet			Customer Account	
Crypto Asset	Symbol	Price ^A	Crypto Assets ^B	Dollar Value	Crypto Assets ^C	Dollar Value	Crypto Assets ^B	Dollar Value	
Solana	SOL	42.36	49,978.00	2,116,898.97	55,814.14	2,364,098.19	1,168.77	49,505.22	
SparkLab	SPARK	0.00	227,631.15	101.38	-	-	9,578.45	4.27	
SushiSwap	SUSHI	1.62	10,901.78	17,607.85	47,266.44	76,341.69	506.65	818.31	
TrueAUD	TAUD	0.69	0.03	0.02	1,797.00	1,236.31	-	-	
TrueCAD	TCAD	0.80	5.97	4.75	3,061.00	2,435.78	-	-	
TrueGBP	TGBP	1.14	77,578.16	88,505.88	129,396.96	147,623.90	-	-	
TrueHKD	THKD	0.11	-	-	41,275.00	4,702.32	-	-	
TrueUSD	TUSD	1.00	257,794.78	257,825.58	283,551.01	283,584.88	549.19	549.26	
UMA	UMA	3.11	1,418.87	4,405.64	5,529.41	17,168.95	248.61	771.94	
Uniswap	UNI	5.36	21,177.17	113,565.49	42,491.02	227,864.00	1,800.42	9,654.99	
USD Coin	USDC	1.00	31,683,705.73	31,684,268.71	37,420,047.22	37,420,712.13	1,508,302.83	1,508,329.63	
Tether	USDT ERC20	1.00	1,983,349.98	1,981,913.71	3,121,699.92	3,119,439.30	40,405.96	40,376.70	
TerraClassicUSD	UST	0.02	708,350.18	11,079.61	1,065,294.70	16,662.73	0.16	0.00	
Wrapped Bitcoin	WBTC	31,405.88	0.05	1,482.58	10.00	314,058.84	0.01	162.03	
Wrapped DGLD	WDGLD	178.17	-	-	-	-	-	-	
Tether Gold	XAUT	1,839.41	-	-	-	-	-	-	
Stellar Lumens	XLM	0.14	2,075,433.62	300,582.15	2,514,158.46	364,122.06	78,439.44	11,360.28	
XRP	XRP	0.40	3,242,620.25	1,305,148.14	3,839,868.76	1,545,539.47	65,669.73	26,431.93	
Tezos	XTZ	2.06	29,724.26	61,209.34	36,349.63	74,852.57	124.76	256.91	
yeam.finance	YFI	7,458.37	1.66	12,393.41	0.44	3,281.68	-	-	
Zcash	ZEC	93.93	1,784.75	167,641.52	4,754.11	446,553.62	134.79	12,661.14	
Ox	ZRX	0.43	158,722.93	67,976.29	217,050.15	92,956.09	11,609.95	4,972.19	
ZUSD	ZUSD	1.00	0.00	0.00	1.00	1.00	-	-	
Total dollar value:				\$ 181,174,520.37		\$ 205,178,370.82		\$ 9,022,610.04	

Schedule 7

Custody and Withhold Account Balances and Custody Wallet Balances for Ten Days Preceding and Following June 12, 2022

		06/07/22							
		Custody ¹				Withhold			
Crypto Asset	Symbol	Price ^A	Customer Account		Custody Wallet		Customer Account		
			Crypto Assets ^B	Dollar Value	Crypto Assets ^C	Dollar Value	Crypto Assets ^B	Dollar Value	
1inch Network	1INCH	\$ 0.85	27,972.80	\$ 23,655.18	54,433.91	\$ 46,032.01	1,261.75	\$ 1,067.00	
Aave	AAVE	99.21	1,984.72	196,907.16	2,949.06	292,581.50	76.50	7,589.66	
Cardano	ADA	0.61	6,684,639.66	4,101,377.17	7,976,940.76	4,894,271.70	105,845.29	64,941.64	
Avalanche	AVAX	24.57	24,913.47	612,226.63	31,106.51	764,415.27	699.03	17,178.07	
Badger DAO	BADGER	5.81	-	-	-	-	-	-	
Basic Attention Token	BAT	0.39	169,853.43	66,749.74	215,861.00	84,830.00	4,638.48	1,822.85	
Bitcoin Cash	BCH	181.94	519.69	94,551.53	754.65	137,299.53	24.82	4,515.51	
Binance	BNB	290.11	62.05	18,000.90	408.00	118,365.09	6.16	1,786.72	
Bancor	BNT	1.30	7,846.47	10,184.85	10,190.91	13,227.97	3,558.60	4,619.13	
Bitcoin SV	BSV	57.39	493.81	28,339.22	615.04	35,296.77	2.69	154.54	
Bitcoin	BTC	31,107.54	2,440.99	75,933,305.71	2,746.85	85,447,732.48	123.78	3,850,356.52	
Binance USD	BUSD	1.00	110,071.36	110,095.43	414,676.05	414,766.74	1,482.83	1,483.15	
Celsius	CEL	0.68	2,043,476.90	1,379,426.13	1,717,559.18	1,159,419.03	402,285.24	271,558.13	
Compound	COMP	57.22	665.01	38,052.62	780.43	44,656.85	35.00	2,002.68	
Curve DAO Token	CRV	1.19	3,955.82	4,695.18	3,743.80	4,443.53	-	-	
Convex Finance	CVX	7.74	-	-	-	-	-	-	
Dash	DASH	58.36	1,407.82	82,157.66	1,769.30	103,252.86	14,421.50	841,610.52	
Dogecoin	DOGE	0.08	3,606,058.42	289,591.54	4,379,467.26	351,701.65	57,035.91	4,580.38	
Polkadot	DOT	9.22	100,144.09	923,434.95	126,212.53	1,163,813.64	3,369.21	31,067.67	
EOS	EOS	1.28	38,358.79	49,263.96	54,792.05	70,369.11	5,364.90	6,890.11	
Ethereum Classic	ETC	21.53	6,686.13	143,954.42	7,308.69	157,358.22	56.17	1,209.32	
Ether	ETH	1,812.28	25,472.76	46,163,809.19	26,680.20	48,352,035.73	1,000.37	1,812,955.78	
Gemini dollar	GUSD	1.00	1,879,479.95	1,882,296.80	2,799,360.76	2,803,556.27	7,024.57	7,035.10	
Kyber Network Crystal v2	KNC	1.89	43,819.03	82,876.18	57,579.85	108,902.41	160,641.26	303,825.39	
ChainLink	LINK	8.71	304,316.13	2,649,325.37	344,070.52	2,995,420.47	5,345.90	46,540.50	
Livepeer	LPT	12.09	1,094.58	13,237.99	2,611.10	31,579.03	20.90	252.77	
Litecoin	LTC	63.79	13,478.40	859,815.55	13,329.72	850,331.25	3,819.85	243,676.39	
Terra Classic	LUNC	0.00	31,127,427.12	1,950.43	26,188,786.04	1,640.98	3,556.16	0.22	
Decentraland	MANA	1.02	160,389.60	163,968.94	297,955.52	304,604.85	5,762.30	5,890.90	
Polygon	MATIC	0.62	4,311,030.02	2,658,704.47	5,355,661.95	3,302,951.34	177,872.21	109,697.60	
Dai	MCDAI	1.00	575,404.44	575,346.89	1,286,589.32	1,286,460.66	4,690.96	4,690.49	
Maker	MKR	1,156.97	20.46	23,672.52	-	-	-	-	
OMG Network	OMG	2.63	4,938.62	12,986.91	5,892.95	15,496.48	46.95	123.47	
Pax Dollar	PAX	1.00	262,152.57	261,985.88	303,098.19	302,905.47	32.07	32.05	
Paxos Gold	PAXG	1,855.74	285.45	529,720.90	334.07	619,949.34	2.26	4,201.39	
Songbird	SGB	0.04	1,121,039.43	39,808.11	1,126,459.49	40,000.58	3,715.69	131.94	
Synthetix	SNX	2.72	155,362.36	422,525.00	188,085.62	511,519.51	2,141.06	5,822.86	

Schedule 7

Custody and Withhold Account Balances and Custody Wallet Balances for Ten Days Preceding and Following June 12, 2022

		06/07/22						
		Custody ¹					Withhold	
Crypto Asset	Symbol	Price ^A	Customer Account		Custody Wallet		Customer Account	
			Crypto Assets ^B	Dollar Value	Crypto Assets ^C	Dollar Value	Crypto Assets ^B	Dollar Value
Solana	SOL	39.29	49,973.24	1,963,353.32	55,814.14	2,192,831.07	1,148.67	45,129.09
SparkLab	SPARK	0.00	228,665.93	98.73	-	-	9,580.69	4.14
SushiSwap	SUSHI	1.55	11,600.49	18,014.94	47,266.44	73,402.27	410.10	636.87
TrueAUD	TAUD	0.69	0.03	0.02	1,797.00	1,236.31	-	-
TrueCAD	TCAD	0.80	5.97	4.75	3,061.00	2,435.78	-	-
TrueGBP	TGBP	1.10	77,578.16	85,323.32	129,396.96	142,315.53	-	-
TrueHKD	THKD	0.11	-	-	41,275.00	4,702.32	-	-
TrueUSD	TUSD	1.00	260,900.91	260,945.19	283,572.34	283,620.46	549.19	549.28
UMA	UMA	3.02	1,304.58	3,938.98	5,529.41	16,695.18	248.61	750.64
Uniswap	UNI	5.22	22,878.09	119,447.52	42,491.02	221,847.51	1,787.94	9,334.94
USD Coin	USDC	1.00	31,129,501.00	31,163,590.10	37,420,047.22	37,461,024.93	1,198,348.28	1,199,660.56
Tether	USDT ERC20	1.00	1,877,524.77	1,876,516.65	3,121,699.92	3,120,023.76	40,405.96	40,384.26
TerraClassicUSD	UST	0.01	708,450.18	9,307.17	1,065,294.70	13,995.17	0.16	0.00
Wrapped Bitcoin	WBTC	31,141.27	0.15	4,602.40	10.00	311,412.72	0.01	160.66
Wrapped DGLD	WDGLD	178.17	-	-	-	-	-	-
Tether Gold	XAUT	1,854.16	-	-	-	-	-	-
Stellar Lumens	XLM	0.14	2,105,497.29	295,327.64	2,514,158.46	352,648.51	80,448.55	11,284.12
XRP	XRP	0.41	3,224,832.89	1,313,802.09	3,839,868.76	1,564,368.69	65,671.99	26,754.87
Tezos	XTZ	2.07	30,127.45	62,216.50	36,349.63	75,065.99	124.76	257.64
yeam.finance	YFI	7,599.21	1.73	13,137.20	0.44	3,343.65	-	-
Zcash	ZEC	92.91	1,793.28	166,607.62	4,754.11	441,689.00	132.10	12,273.30
Ox	ZRX	0.41	162,098.45	66,215.36	217,050.15	88,662.50	11,843.75	4,838.04
ZUSD	ZUSD	1.00	0.06	0.06	1.00	1.00	-	-
Total dollar value:				\$ 177,870,450.65		\$ 203,202,510.67		\$ 9,011,328.87

Schedule 7

Custody and Withhold Account Balances and Custody Wallet Balances for Ten Days Preceding and Following June 12, 2022

		06/08/22							
		Custody ¹				Withhold			
Crypto Asset	Symbol	Price ^A	Customer Account		Custody Wallet		Customer Account		
			Crypto Assets ^B	Dollar Value	Crypto Assets ^C	Dollar Value	Crypto Assets ^B	Dollar Value	
1inch Network	1INCH	\$ 0.82	29,734.64	\$ 24,282.68	31,221.32	\$ 25,496.77	1,775.36	\$ 1,449.84	
Aave	AAVE	96.41	1,889.40	182,155.98	2,096.75	202,146.57	83.66	8,065.65	
Cardano	ADA	0.64	6,399,475.31	4,098,734.43	6,666,384.29	4,269,684.23	105,514.38	67,579.83	
Avalanche	AVAX	24.49	22,217.73	544,042.31	25,188.33	616,783.09	704.15	17,242.53	
Badger DAO	BADGER	5.52	-	-	-	-	-	-	
Basic Attention Token	BAT	0.39	170,754.47	67,416.95	178,914.33	70,638.61	4,638.48	1,831.36	
Bitcoin Cash	BCH	176.71	561.36	99,200.00	558.18	98,638.48	22.98	4,061.27	
Binance	BNB	288.35	62.05	17,891.48	65.15	18,785.82	6.16	1,775.86	
Bancor	BNT	1.29	8,764.23	11,305.86	8,555.96	11,037.19	864.50	1,115.20	
Bitcoin SV	BSV	56.80	415.85	23,618.40	517.42	29,386.89	2.69	152.94	
Bitcoin	BTC	30,189.67	2,497.50	75,398,580.69	2,519.72	76,069,517.78	111.34	3,361,312.46	
Binance USD	BUSD	1.00	98,463.58	98,516.20	107,594.78	107,652.28	1,482.83	1,483.62	
Celsius	CEL	0.67	2,055,919.51	1,371,362.52	1,184,948.43	790,397.61	402,804.12	268,682.93	
Compound	COMP	55.47	661.06	36,669.89	672.05	37,279.67	21.29	1,181.26	
Curve DAO Token	CRV	1.16	3,955.82	4,583.62	3,743.80	4,337.95	-	-	
Convex Finance	CVX	7.65	-	-	-	-	-	-	
Dash	DASH	58.09	1,392.62	80,893.72	1,469.85	85,380.03	14,379.38	835,263.52	
Dogecoin	DOGE	0.08	3,703,082.61	293,486.23	3,960,695.61	313,903.24	57,238.25	4,536.39	
Polkadot	DOT	9.00	111,727.85	1,005,152.88	115,870.90	1,042,425.59	3,239.80	29,146.63	
EOS	EOS	1.25	25,238.26	31,648.00	27,257.28	34,179.79	3,998.52	5,014.02	
Ethereum Classic	ETC	21.28	6,738.84	143,371.64	7,308.69	155,495.55	56.17	1,195.02	
Ether	ETH	1,790.91	25,780.46	46,170,471.21	26,680.07	47,781,603.96	972.43	1,741,531.41	
Gemini dollar	GUSD	1.00	1,806,812.12	1,808,255.25	1,890,910.43	1,892,420.74	6,450.24	6,455.39	
Kyber Network Crystal v2	KNC	1.87	41,509.73	77,514.94	46,954.61	87,682.66	160,641.26	299,980.20	
ChainLink	LINK	8.70	266,342.60	2,317,407.30	283,530.48	2,466,956.53	5,905.10	51,379.43	
Livepeer	LPT	12.31	1,124.81	13,843.71	1,214.80	14,951.23	20.90	257.23	
Litecoin	LTC	61.32	13,406.94	822,175.26	14,160.44	868,383.06	3,797.37	232,872.02	
Terra Classic	LUNC	0.00	31,127,465.80	1,450.23	26,188,786.04	1,220.14	3,556.16	0.17	
Decentraland	MANA	0.98	156,981.92	153,625.10	164,163.37	160,652.98	6,282.60	6,148.26	
Polygon	MATIC	0.61	4,535,504.60	2,750,030.60	4,635,464.85	2,810,639.89	189,879.52	115,130.40	
Dai	MCDAI	1.00	523,936.65	523,936.65	604,914.08	604,914.08	4,690.96	4,690.96	
Maker	MKR	1,154.72	6.65	7,683.50	-	-	-	-	
OMG Network	OMG	2.65	5,177.81	13,716.25	5,892.95	15,610.68	46.95	124.38	
Pax Dollar	PAX	1.00	261,061.78	260,800.72	274,114.87	273,840.76	32.07	32.04	
Paxos Gold	PAXG	1,855.91	285.49	529,849.34	311.38	577,895.76	2.26	4,191.78	
Songbird	SGB	0.00	1,100,413.80	386.23	1,126,459.49	395.37	3,715.69	1.30	
Synthetix	SNX	2.64	147,352.88	388,279.94	164,355.93	433,083.56	2,141.06	5,641.78	

Schedule 7

Custody and Withhold Account Balances and Custody Wallet Balances for Ten Days Preceding and Following June 12, 2022

		06/08/22						
		Custody ¹					Withhold	
Crypto Asset	Symbol	Price ^A	Customer Account		Custody Wallet		Customer Account	
			Crypto Assets ^B	Dollar Value	Crypto Assets ^C	Dollar Value	Crypto Assets ^B	Dollar Value
Solana	SOL	38.80	49,158.80	1,907,461.52	51,512.49	1,998,789.39	1,117.66	43,367.64
SparkLab	SPARK	0.00	229,885.59	96.55	-	-	9,580.69	4.02
SushiSwap	SUSHI	1.50	9,656.13	14,469.02	10,327.24	15,474.62	410.10	614.51
TrueAUD	TAUD	0.69	0.03	0.02	0.03	0.02	-	-
TrueCAD	TCAD	0.80	5.97	4.75	6.27	4.99	-	-
TrueGBP	TGBP	1.13	77,578.16	87,918.75	81,457.07	92,314.69	-	-
TrueHKD	THKD	0.11	-	-	-	-	-	-
TrueUSD	TUSD	1.00	262,879.44	263,017.61	276,023.41	276,168.49	549.19	549.48
UMA	UMA	2.97	1,819.58	5,408.50	1,378.11	4,096.28	248.61	738.97
Uniswap	UNI	5.08	22,894.26	116,261.15	23,798.65	120,853.83	1,714.49	8,706.47
USD Coin	USDC	1.00	30,617,695.63	30,651,996.84	31,847,412.54	31,883,091.41	995,461.95	996,577.17
Tether	USDT ERC20	1.00	1,702,707.39	1,702,145.25	1,957,146.24	1,956,500.10	40,081.82	40,068.59
TerraClassicUSD	UST	0.01	716,120.12	6,789.49	1,065,294.70	10,099.99	0.16	0.00
Wrapped Bitcoin	WBTC	30,046.73	0.15	4,440.64	0.16	4,807.48	0.01	155.02
Wrapped DGLD	WDGLD	178.17	-	-	-	-	-	-
Tether Gold	XAUT	1,854.17	-	-	-	-	-	-
Stellar Lumens	XLM	0.14	2,109,760.71	295,337.83	2,238,777.31	313,398.40	80,667.68	11,292.38
XRP	XRP	0.40	3,310,900.89	1,325,399.80	3,464,522.62	1,386,896.72	63,514.10	25,425.58
Tezos	XTZ	2.09	29,995.99	62,737.07	31,637.71	66,170.75	124.76	260.93
yeam.finance	YFI	7,434.68	1.73	12,852.78	0.44	3,271.26	-	-
Zcash	ZEC	93.51	1,703.66	159,302.09	1,873.16	175,151.13	132.10	12,352.43
Ox	ZRX	0.40	173,067.40	68,857.45	170,994.96	68,032.90	7,459.52	2,967.88
ZUSD	ZUSD	1.00	0.06	0.06	1.00	1.00	-	-
Total dollar value:				\$ 176,056,836.88		\$ 180,348,541.97		\$ 8,222,608.14

Schedule 7

Custody and Withhold Account Balances and Custody Wallet Balances for Ten Days Preceding and Following June 12, 2022

		06/09/22							
		Custody ¹				Withhold			
Crypto Asset	Symbol	Price ^A	Customer Account		Custody Wallet		Customer Account		
			Crypto Assets ^B	Dollar Value	Crypto Assets ^C	Dollar Value	Crypto Assets ^B	Dollar Value	
1inch Network	1INCH	\$ 0.80	30,761.90	\$ 24,660.15	31,221.32	\$ 25,028.44	1,775.36	\$ 1,423.21	
Aave	AAVE	95.70	1,922.70	184,005.41	2,041.32	195,357.14	85.33	8,166.12	
Cardano	ADA	0.63	4,956,015.63	3,131,375.92	6,737,276.87	4,256,836.16	108,636.29	68,640.03	
Avalanche	AVAX	24.39	22,180.54	541,000.03	23,156.31	564,799.92	750.88	18,314.57	
Badger DAO	BADGER	5.05	-	-	-	-	-	-	
Basic Attention Token	BAT	0.39	189,003.84	74,300.23	178,914.33	70,333.90	7,838.14	3,081.29	
Bitcoin Cash	BCH	175.38	560.19	98,245.95	588.12	103,143.52	23.01	4,035.58	
Binance	BNB	289.67	62.05	17,973.28	65.15	18,871.70	6.16	1,783.98	
Bancor	BNT	1.32	8,934.74	11,749.18	8,555.96	11,251.09	864.50	1,136.81	
Bitcoin SV	BSV	55.77	417.49	23,281.46	437.76	24,411.82	2.69	150.16	
Bitcoin	BTC	30,076.38	2,503.47	75,295,208.89	2,548.29	76,643,329.48	102.32	3,077,385.52	
Binance USD	BUSD	1.00	126,639.57	126,629.27	107,594.78	107,586.03	4,781.16	4,780.77	
Celsius	CEL	0.63	2,081,744.79	1,302,235.32	1,178,039.67	736,922.64	403,096.56	252,157.03	
Compound	COMP	55.36	690.58	38,232.95	672.05	37,207.31	21.29	1,178.97	
Curve DAO Token	CRV	1.15	5,682.19	6,525.60	3,743.80	4,299.49	-	-	
Convex Finance	CVX	7.41	-	-	-	-	-	-	
Dash	DASH	57.69	1,362.22	78,592.21	1,446.68	83,464.76	14,379.47	829,609.07	
Dogecoin	DOGE	0.08	3,564,344.71	282,616.16	3,742,965.87	296,779.00	57,663.55	4,572.13	
Polkadot	DOT	9.23	113,829.98	1,050,368.89	122,328.70	1,128,791.03	2,912.95	26,879.33	
EOS	EOS	1.24	24,709.34	30,610.64	27,257.28	33,767.10	4,001.55	4,957.24	
Ethereum Classic	ETC	21.16	6,850.78	144,939.97	4,938.08	104,473.54	56.40	1,193.34	
Ether	ETH	1,787.02	26,939.70	48,141,764.63	27,169.76	48,552,876.30	936.68	1,673,871.82	
Gemini dollar	GUSD	1.00	1,842,538.61	1,846,203.32	1,883,531.63	1,887,277.88	1,445.05	1,447.92	
Kyber Network Crystal v2	KNC	1.89	41,634.85	78,660.45	44,830.51	84,697.99	160,641.26	303,498.50	
ChainLink	LINK	9.26	367,588.70	3,404,836.12	281,981.15	2,611,885.51	6,522.81	60,418.33	
Livepeer	LPT	12.07	932.27	11,252.52	1,020.89	12,322.14	0.00	0.00	
Litecoin	LTC	60.17	13,412.36	807,086.43	13,647.25	821,221.05	3,783.48	227,670.29	
Terra Classic	LUNC	0.00	31,142,183.23	2,337.88	26,188,786.04	1,966.02	3,556.16	0.27	
Decentraland	MANA	0.97	155,355.74	150,959.77	164,163.37	159,518.18	6,910.00	6,714.47	
Polygon	MATIC	0.63	4,740,927.30	3,002,179.11	4,790,577.06	3,033,619.68	180,381.35	114,225.99	
Dai	MCDAI	1.00	501,122.22	501,122.22	537,564.82	537,564.82	4,722.66	4,722.66	
Maker	MKR	1,134.73	2.65	3,011.55	-	-	-	-	
OMG Network	OMG	2.73	5,177.82	14,116.79	5,892.95	16,066.52	48.78	133.01	
Pax Dollar	PAX	1.00	265,527.42	265,527.42	279,898.80	279,898.80	32.07	32.07	
Paxos Gold	PAXG	1,847.49	283.22	523,253.53	308.33	569,637.68	2.39	4,422.98	
Songbird	SGB	0.04	1,094,974.28	39,420.02	1,126,459.49	40,553.51	3,715.69	133.77	
Synthetix	SNX	2.69	148,328.29	399,451.85	154,363.26	415,704.18	2,231.89	6,010.53	

Schedule 7

Custody and Withhold Account Balances and Custody Wallet Balances for Ten Days Preceding and Following June 12, 2022

		06/09/22						
		Custody ¹					Withhold	
Crypto Asset	Symbol	Price ^A	Customer Account		Custody Wallet		Customer Account	
			Crypto Assets ^B	Dollar Value	Crypto Assets ^C	Dollar Value	Crypto Assets ^B	Dollar Value
Solana	SOL	39.93	46,889.76	1,872,093.05	50,512.95	2,016,750.23	1,131.14	45,161.05
SparkLab	SPARK	0.00	229,885.59	96.22	-	-	9,580.69	4.01
SushiSwap	SUSHI	1.48	10,102.51	14,997.45	10,327.24	15,331.08	410.10	608.81
TrueAUD	TAUD	0.69	0.03	0.02	0.03	0.02	-	-
TrueCAD	TCAD	0.80	5.97	4.75	6.27	4.99	-	-
TrueGBP	TGBP	1.06	77,578.16	82,443.77	81,457.07	86,565.96	-	-
TrueHKD	THKD	0.11	-	-	-	-	-	-
TrueUSD	TUSD	1.00	262,066.12	262,011.60	276,023.41	275,965.99	549.19	549.08
UMA	UMA	2.99	1,819.63	5,434.30	1,378.11	4,115.71	248.61	742.48
Uniswap	UNI	5.19	23,475.31	121,927.62	23,798.65	123,606.99	2,129.77	11,061.71
USD Coin	USDC	1.00	31,990,200.71	31,950,911.00	31,625,029.89	31,586,188.67	977,282.68	976,082.40
Tether	USDT ERC20	1.00	1,709,744.93	1,708,797.68	1,785,468.68	1,784,479.48	40,549.23	40,526.77
TerraClassicUSD	UST	0.01	716,120.12	8,059.73	751,926.13	8,462.72	0.16	0.00
Wrapped Bitcoin	WBTC	30,233.52	3.53	106,641.68	0.16	4,837.36	0.01	155.98
Wrapped DGLD	WDGLD	178.17	-	-	-	-	-	-
Tether Gold	XAUT	1,847.81	-	-	-	-	-	-
Stellar Lumens	XLM	0.14	2,208,791.10	308,726.41	2,204,563.63	308,135.53	81,200.24	11,349.49
XRP	XRP	0.40	3,273,169.09	1,308,815.69	3,413,682.23	1,365,001.54	63,514.10	25,396.87
Tezos	XTZ	2.23	29,045.34	64,627.87	31,637.71	70,396.08	124.76	277.59
yeam.finance	YFI	7,472.65	1.73	12,918.41	0.44	3,287.97	-	-
Zcash	ZEC	91.19	2,325.59	212,068.07	2,430.67	221,650.38	132.10	12,046.40
Ox	ZRX	0.39	178,077.87	69,936.19	179,877.96	70,643.13	7,472.89	2,934.81
ZUSD	ZUSD	0.99	0.06	0.06	1.00	0.99	-	-
Total dollar value:				\$ 179,764,246.68		\$ 181,416,889.16		\$ 7,839,645.21

Schedule 7

Custody and Withhold Account Balances and Custody Wallet Balances for Ten Days Preceding and Following June 12, 2022

		06/10/22							
		Custody ¹				Withhold			
Crypto Asset	Symbol	Price ^A	Customer Account		Custody Wallet		Customer Account		
			Crypto Assets ^B	Dollar Value	Crypto Assets ^C	Dollar Value	Crypto Assets ^B	Dollar Value	
1inch Network	1INCH	\$ 0.76	36,383.94	\$ 27,555.80	31,221.32	\$ 23,645.83	2,725.36	\$ 2,064.08	
Aave	AAVE	88.00	2,376.66	209,155.61	2,041.32	179,644.11	96.93	8,529.90	
Cardano	ADA	0.57	4,925,694.50	2,826,459.98	5,067,954.81	2,908,091.74	121,525.02	69,733.44	
Avalanche	AVAX	22.05	26,488.97	584,110.64	23,156.31	510,621.94	930.15	20,510.92	
Badger DAO	BADGER	4.64	-	-	-	-	-	-	
Basic Attention Token	BAT	0.36	2,286,964.88	832,021.07	199,912.77	72,730.30	13,550.46	4,929.80	
Bitcoin Cash	BCH	167.31	649.17	108,612.27	618.10	103,414.25	23.93	4,004.35	
Binance	BNB	286.13	62.05	17,754.12	65.15	18,641.59	6.13	1,753.64	
Bancor	BNT	1.20	9,438.09	11,299.40	8,555.96	10,243.31	864.50	1,034.99	
Bitcoin SV	BSV	57.23	430.14	24,617.96	437.76	25,054.01	2.69	154.11	
Bitcoin	BTC	29,069.63	2,806.41	81,581,403.56	2,568.85	74,675,508.26	107.53	3,125,911.09	
Binance USD	BUSD	1.00	100,658.80	100,689.85	136,802.55	136,844.75	4,781.16	4,782.64	
Celsius	CEL	0.39	2,494,795.65	973,629.47	1,210,940.13	472,586.60	402,562.74	157,105.83	
Compound	COMP	51.37	708.04	36,371.12	672.05	34,522.26	25.80	1,325.16	
Curve DAO Token	CRV	1.03	5,682.19	5,836.23	3,743.80	3,845.29	-	-	
Convex Finance	CVX	6.23	-	-	-	-	-	-	
Dash	DASH	53.91	1,348.88	72,718.19	1,446.68	77,990.69	14,436.64	778,281.14	
Dogecoin	DOGE	0.08	3,625,584.96	273,126.58	3,742,965.87	281,969.25	57,908.70	4,362.44	
Polkadot	DOT	8.65	144,524.59	1,250,012.42	125,184.76	1,082,739.64	4,026.03	34,821.63	
EOS	EOS	1.18	25,268.85	29,894.73	27,257.28	32,247.18	4,005.80	4,739.12	
Ethereum Classic	ETC	19.98	7,140.18	142,662.15	7,338.55	146,625.67	56.40	1,126.98	
Ether	ETH	1,661.46	30,653.46	50,929,591.02	27,135.60	45,084,800.08	1,103.25	1,833,003.36	
Gemini dollar	GUSD	1.01	1,828,147.92	1,840,049.16	1,954,097.47	1,966,818.64	8,544.32	8,599.94	
Kyber Network Crystal v2	KNC	1.77	33,474.69	59,346.91	44,830.51	79,479.51	160,644.17	284,804.27	
ChainLink	LINK	8.03	407,370.60	3,272,284.02	401,653.52	3,226,360.42	13,094.25	105,182.08	
Livepeer	LPT	11.24	932.27	10,481.01	1,020.89	11,477.29	0.00	0.00	
Litecoin	LTC	56.63	13,800.37	781,502.57	14,059.76	796,191.72	3,779.51	214,030.49	
Terra Classic	LUNC	0.00	31,127,554.87	2,200.99	26,188,786.04	1,851.77	3,556.16	0.25	
Decentraland	MANA	0.89	165,817.04	147,598.03	164,163.37	146,126.05	6,937.76	6,175.48	
Polygon	MATIC	0.59	4,865,057.95	2,888,275.98	4,955,834.94	2,942,168.24	230,290.77	136,718.48	
Dai	MCDAI	1.00	472,864.96	472,581.24	468,665.34	468,384.14	34,675.93	34,655.13	
Maker	MKR	1,044.64	2.65	2,772.46	-	-	-	-	
OMG Network	OMG	2.49	6,368.07	15,837.37	5,892.95	14,655.74	48.78	121.33	
Pax Dollar	PAX	1.00	267,061.57	267,078.06	279,898.80	279,916.09	38.07	38.07	
Paxos Gold	PAXG	1,872.18	1,812.79	3,393,871.42	308.33	577,250.73	2.39	4,482.09	
Songbird	SGB	0.04	1,183,566.35	41,543.18	1,126,459.49	39,538.73	3,715.69	130.42	
Synthetix	SNX	2.45	183,677.17	450,113.44	154,363.26	378,277.71	2,530.04	6,200.02	

Schedule 7

Custody and Withhold Account Balances and Custody Wallet Balances for Ten Days Preceding and Following June 12, 2022

		06/10/22						
		Custody ¹					Withhold	
		Customer Account			Custody Wallet		Customer Account	
Crypto Asset	Symbol	Price ^A	Crypto Assets ^B	Dollar Value	Crypto Assets ^C	Dollar Value	Crypto Assets ^B	Dollar Value
Solana	SOL	37.12	50,926.17	1,890,614.24	50,512.95	1,875,273.43	1,184.13	43,960.42
SparkLab	SPARK	0.00	258,235.71	102.22	-	-	9,580.69	3.79
SushiSwap	SUSHI	1.37	12,294.72	16,886.34	10,327.24	14,184.08	1,418.86	1,948.75
TrueAUD	TAUD	0.69	0.03	0.02	0.03	0.02	-	-
TrueCAD	TCAD	0.80	5.97	4.75	6.27	4.99	-	-
TrueGBP	TGBP	1.02	77,578.16	79,348.04	81,457.07	83,315.43	-	-
TrueHKD	THKD	0.11	-	-	-	-	-	-
TrueUSD	TUSD	1.00	262,066.12	262,151.58	276,023.41	276,113.42	549.19	549.37
UMA	UMA	2.77	1,837.05	5,087.18	1,378.11	3,816.29	248.64	688.53
Uniswap	UNI	4.81	32,499.49	156,299.11	25,266.95	121,515.82	2,137.80	10,281.28
USD Coin	USDC	1.00	36,730,850.77	36,734,407.39	34,162,223.60	34,165,531.51	1,548,182.91	1,548,332.82
Tether	USDT ERC20	1.00	1,671,190.70	1,670,012.48	1,792,722.88	1,791,458.97	53,136.78	53,099.32
TerraClassicUSD	UST	0.01	699,389.95	6,705.77	751,926.13	7,209.49	0.16	0.00
Wrapped Bitcoin	WBTC	29,154.40	15.55	453,403.06	3.70	107,871.28	0.01	150.41
Wrapped DGLD	WDGLD	178.17	-	-	-	-	-	-
Tether Gold	XAUT	1,870.48	-	-	-	-	-	-
Stellar Lumens	XLM	0.13	2,332,545.83	310,130.66	2,379,782.80	316,411.19	79,079.01	10,514.19
XRP	XRP	0.38	3,433,105.39	1,308,631.60	3,413,682.23	1,301,227.88	70,417.82	26,841.87
Tezos	XTZ	1.97	29,474.79	57,989.90	31,637.71	62,245.32	459.24	903.53
yeam.finance	YFI	7,056.01	1.74	12,296.69	0.44	3,104.65	-	-
Zcash	ZEC	86.71	2,382.17	206,548.78	2,430.67	210,753.84	132.19	11,461.38
Ox	ZRX	0.36	170,800.07	61,569.76	179,877.96	64,842.15	7,530.29	2,714.51
ZUSD	ZUSD	0.99	0.06	0.06	1.00	0.99	-	-
Total dollar value:				\$ 196,915,247.62		\$ 177,215,144.27		\$ 8,570,762.83

Schedule 7

Custody and Withhold Account Balances and Custody Wallet Balances for Ten Days Preceding and Following June 12, 2022

		06/11/22							
		Custody ¹				Withhold			
Crypto Asset	Symbol	Price ^A	Customer Account		Custody Wallet		Customer Account		
			Crypto Assets ^B	Dollar Value	Crypto Assets ^C	Dollar Value	Crypto Assets ^B	Dollar Value	
1inch Network	1INCH	\$ 0.69	49,361.79	\$ 34,276.91	31,221.32	\$ 21,680.13	2,730.36	\$ 1,895.96	
Aave	AAVE	77.04	5,555.50	428,011.28	2,041.32	157,268.90	78.44	6,043.03	
Cardano	ADA	0.55	6,314,114.25	3,493,958.52	5,067,954.81	2,804,387.63	156,926.99	86,836.63	
Avalanche	AVAX	19.89	37,476.26	745,376.23	23,156.31	460,562.63	1,321.05	26,274.81	
Badger DAO	BADGER	4.38	-	-	-	-	-	-	
Basic Attention Token	BAT	0.33	2,371,478.52	792,383.74	199,912.77	66,796.99	6,358.81	2,124.67	
Bitcoin Cash	BCH	156.55	678.66	106,243.03	618.10	96,762.44	22.99	3,599.47	
Binance	BNB	269.60	62.10	16,741.17	65.15	17,564.38	6.13	1,652.31	
Bancor	BNT	1.10	7,753.13	8,554.65	8,555.96	9,440.47	900.27	993.34	
Bitcoin SV	BSV	52.90	469.37	24,829.32	437.76	23,157.36	11.32	598.82	
Bitcoin	BTC	28,393.12	3,570.75	101,384,616.09	2,568.85	72,937,665.23	184.31	5,233,091.41	
Binance USD	BUSD	1.00	131,092.41	131,105.29	136,802.55	136,815.98	1,482.83	1,482.98	
Celsius	CEL	0.40	2,554,455.44	1,028,458.99	1,210,940.13	487,541.20	402,228.11	161,942.59	
Compound	COMP	45.47	854.80	38,868.89	672.05	30,559.10	24.68	1,122.07	
Curve DAO Token	CRV	0.91	6,029.51	5,478.54	3,743.80	3,401.70	-	-	
Convex Finance	CVX	5.52	-	-	-	-	-	-	
Dash	DASH	48.97	1,837.83	89,997.66	1,446.68	70,843.13	14,490.35	709,584.64	
Dogecoin	DOGE	0.07	3,701,673.39	258,488.97	3,742,965.87	261,372.44	69,795.46	4,873.84	
Polkadot	DOT	8.03	160,104.97	1,284,902.90	125,184.76	1,004,655.02	5,314.25	42,648.86	
EOS	EOS	1.12	30,269.10	33,788.48	27,257.28	30,426.48	4,928.73	5,501.79	
Ethereum Classic	ETC	18.20	7,136.39	129,888.45	7,338.55	133,567.85	31.94	581.28	
Ether	ETH	1,531.08	35,418.20	54,228,224.28	27,135.60	41,546,881.54	1,528.82	2,340,747.79	
Gemini dollar	GUSD	1.00	2,737,310.11	2,741,351.19	1,954,097.47	1,956,982.30	8,232.12	8,244.28	
Kyber Network Crystal v2	KNC	1.65	38,013.95	62,619.77	44,830.51	73,848.58	160,644.17	264,626.55	
ChainLink	LINK	7.03	532,899.09	3,745,525.15	401,653.52	2,823,054.88	15,020.50	105,572.82	
Livepeer	LPT	10.21	928.52	9,484.48	1,020.89	10,428.00	0.00	0.00	
Litecoin	LTC	52.12	20,909.29	1,089,747.53	14,059.76	732,764.64	3,924.92	204,558.36	
Terra Classic	LUNC	0.00	31,128,600.11	2,172.75	26,188,786.04	1,827.95	3,556.16	0.25	
Decentraland	MANA	0.82	406,431.26	332,208.19	164,163.37	134,183.62	2,445.42	1,998.84	
Polygon	MATIC	0.54	7,148,616.41	3,857,913.77	4,955,834.94	2,674,529.27	510,103.87	275,289.18	
Dai	MCDAI	1.00	883,397.32	883,220.64	468,665.34	468,571.61	5,859.90	5,858.73	
Maker	MKR	987.77	3.00	2,960.71	-	-	-	-	
OMG Network	OMG	2.29	8,286.80	18,937.62	5,892.95	13,467.01	46.95	107.30	
Pax Dollar	PAX	1.00	387,010.59	386,704.81	279,898.80	279,677.65	534.53	534.11	
Paxos Gold	PAXG	1,877.90	2,017.87	3,789,347.78	308.33	579,013.88	14.56	27,343.40	
Songbird	SGB	0.03	1,141,540.80	33,771.90	1,126,459.49	33,325.73	9,267.15	274.16	
Synthetix	SNX	2.33	178,825.29	416,818.77	154,363.26	359,800.93	3,926.65	9,152.52	

Schedule 7

Custody and Withhold Account Balances and Custody Wallet Balances for Ten Days Preceding and Following June 12, 2022

		06/11/22						
		Custody ¹					Withhold	
		Customer Account			Custody Wallet		Customer Account	
Crypto Asset	Symbol	Price ^A	Crypto Assets ^B	Dollar Value	Crypto Assets ^C	Dollar Value	Crypto Assets ^B	Dollar Value
Solana	SOL	33.90	72,245.89	2,448,976.24	50,512.95	1,712,277.46	1,314.90	44,572.36
SparkLab	SPARK	0.00	330,026.35	132.38	-	-	9,580.69	3.84
SushiSwap	SUSHI	1.19	16,989.85	20,252.64	10,327.24	12,310.52	1,698.31	2,024.46
TrueAUD	TAUD	0.69	0.03	0.02	0.03	0.02	-	-
TrueCAD	TCAD	0.80	5.97	4.75	6.27	4.99	-	-
TrueGBP	TGBP	1.05	77,578.16	81,644.77	81,457.07	85,727.01	-	-
TrueHKD	THKD	0.11	-	-	-	-	-	-
TrueUSD	TUSD	1.00	378,906.07	378,943.96	276,023.41	276,051.01	549.19	549.25
UMA	UMA	2.56	2,419.35	6,193.18	1,378.11	3,527.76	248.64	636.47
Uniswap	UNI	4.38	85,078.36	372,874.44	25,266.95	110,737.91	2,397.63	10,508.12
USD Coin	USDC	1.00	45,851,827.97	45,865,752.45	34,162,223.60	34,172,598.13	1,394,228.80	1,394,652.21
Tether	USDT ERC20	1.00	1,854,426.87	1,853,108.81	1,792,722.88	1,791,448.67	38,181.06	38,153.92
TerraClassicUSD	UST	0.01	699,389.95	6,055.71	751,926.13	6,510.60	0.16	0.00
Wrapped Bitcoin	WBTC	28,347.00	0.53	14,926.29	3.70	104,883.88	0.01	146.25
Wrapped DGLD	WDGLD	178.17	-	-	-	-	-	-
Tether Gold	XAUT	1,874.44	-	-	-	-	-	-
Stellar Lumens	XLM	0.13	2,954,235.98	369,835.61	2,379,782.80	297,920.83	90,481.99	11,327.28
XRP	XRP	0.36	3,522,331.27	1,265,999.07	3,413,682.23	1,226,948.35	96,009.53	34,507.82
Tezos	XTZ	1.80	41,980.08	75,482.61	31,637.71	56,886.43	459.24	825.74
yeam.finance	YFI	6,357.24	0.27	1,691.05	0.44	2,797.19	-	-
Zcash	ZEC	79.53	4,626.26	367,932.16	2,430.67	193,314.23	95.47	7,592.66
Ox	ZRX	0.33	221,867.39	73,673.32	179,877.96	59,730.30	7,694.40	2,555.00
ZUSD	ZUSD	1.00	0.06	0.06	1.00	1.00	-	-
Total dollar value:				\$ 234,840,457.94		\$ 170,556,502.89		\$ 11,083,212.15

Schedule 7

Custody and Withhold Account Balances and Custody Wallet Balances for Ten Days Preceding and Following June 12, 2022

		6/12/2022 (Pause Date)							
		Custody ¹				Withhold			
Crypto Asset	Symbol	Price ^A	Customer Account		Custody Wallet		Customer Account		
			Crypto Assets ^B	Dollar Value	Crypto Assets ^C	Dollar Value	Crypto Assets ^B	Dollar Value	
1inch Network	1INCH	\$ 0.65	36,940.06	\$ 24,010.62	31,221.32	\$ 20,293.50	1,913.44	\$ 1,243.72	
Aave	AAVE	70.28	3,922.13	275,632.23	2,041.32	143,456.08	178.33	12,532.62	
Cardano	ADA	0.49	7,354,500.96	3,602,847.58	5,067,954.81	2,482,706.69	218,431.14	107,005.78	
Avalanche	AVAX	17.27	42,777.27	738,925.81	23,156.31	399,997.35	991.04	17,118.96	
Badger DAO	BADGER	4.14	84.09	347.84	-	-	-	-	
Basic Attention Token	BAT	0.31	2,387,424.57	732,087.60	199,912.77	61,301.90	19,033.84	5,836.60	
Bitcoin Cash	BCH	145.89	1,045.64	152,547.55	618.10	90,173.95	34.20	4,989.16	
Binance	BNB	254.47	62.10	15,801.60	62.10	15,802.49	6.13	1,559.57	
Bancor	BNT	1.00	10,216.72	10,262.67	8,555.96	8,594.45	927.35	931.52	
Bitcoin SV	BSV	48.18	1,080.44	52,057.36	437.76	21,092.02	64.52	3,108.48	
Bitcoin	BTC	26,553.87	3,695.14	98,120,195.07	2,568.85	68,212,895.57	265.69	7,055,161.95	
Binance USD	BUSD	1.00	149,298.73	149,275.18	136,802.55	136,780.96	0.01	0.01	
Celsius	CEL	0.35	3,188,107.11	1,121,792.16	1,210,940.13	426,090.81	388,606.52	136,738.11	
Compound	COMP	41.05	980.80	40,264.77	672.05	27,589.52	29.69	1,219.05	
Curve DAO Token	CRV	0.86	6,469.49	5,584.93	3,743.80	3,231.92	-	-	
Convex Finance	CVX	4.99	-	-	-	-	-	-	
Dash	DASH	46.10	2,015.73	92,931.81	1,446.68	66,696.61	14,511.17	669,011.65	
Dogecoin	DOGE	0.06	3,765,935.07	238,907.67	3,622,839.71	229,829.83	70,258.78	4,457.16	
Polkadot	DOT	7.40	168,228.45	1,244,088.12	125,184.76	925,770.11	7,130.27	52,729.96	
EOS	EOS	1.03	46,485.74	47,895.27	27,257.28	28,083.77	9,328.67	9,611.53	
Ethereum Classic	ETC	16.55	7,783.58	128,790.68	7,338.55	121,427.02	850.33	14,069.95	
Ether	ETH	1,433.49	21,291.91	30,521,637.29	27,135.60	38,898,478.70	2,342.66	3,358,164.20	
Gemini dollar	GUSD	0.98	3,973,203.29	3,913,216.73	1,954,097.47	1,924,594.93	61,487.17	60,558.85	
Kyber Network Crystal v2	KNC	1.43	38,370.48	54,996.61	37,910.17	54,336.85	160,995.13	230,755.20	
ChainLink	LINK	6.26	569,816.56	3,567,117.00	401,653.52	2,514,397.08	27,040.46	169,276.35	
Livepeer	LPT	9.34	969.04	9,050.96	1,020.89	9,535.28	0.00	0.00	
Litecoin	LTC	47.87	17,568.85	841,000.52	14,059.76	673,024.56	4,104.44	196,474.75	
Terra Classic	LUNC	0.00	31,128,738.98	2,156.51	26,188,786.04	1,814.28	3,556.16	0.25	
Decentraland	MANA	0.79	286,028.68	225,575.01	164,163.37	129,466.58	2,881.44	2,272.43	
Polygon	MATIC	0.50	6,479,976.29	3,216,900.63	4,955,834.94	2,460,260.32	220,955.53	109,690.52	
Dai	MCDAI	1.00	767,418.86	767,342.12	468,665.34	468,618.47	5,869.14	5,868.55	
Maker	MKR	910.46	3.36	3,057.01	-	-	-	-	
OMG Network	OMG	2.14	5,977.90	12,821.32	5,892.95	12,639.13	75.53	161.99	
Pax Dollar	PAX	1.00	387,131.26	386,670.39	279,898.80	279,565.59	11,062.10	11,048.93	
Paxos Gold	PAXG	1,883.20	2,296.67	4,325,076.62	308.33	580,648.02	14.56	27,420.57	
Songbird	SGB	0.03	562,956.18	15,866.36	558,228.13	15,733.10	16,427.20	462.98	
Synthetix	SNX	2.22	192,758.42	427,051.48	154,363.26	341,987.95	2,462.05	5,454.60	

Schedule 7

Custody and Withhold Account Balances and Custody Wallet Balances for Ten Days Preceding and Following June 12, 2022

		6/12/2022 (Pause Date)						
		Custody ¹				Withhold		
Crypto Asset	Symbol	Price ^A	Customer Account		Custody Wallet		Customer Account	
			Crypto Assets ^B	Dollar Value	Crypto Assets ^C	Dollar Value	Crypto Assets ^B	Dollar Value
Solana	SOL	30.58	71,691.95	2,192,315.78	50,512.95	1,544,669.14	2,061.79	63,048.75
SparkLab	SPARK	0.00	414,442.19	158.90	-	-	23,299.78	8.93
SushiSwap	SUSHI	1.13	13,829.54	15,574.63	10,327.24	11,630.39	1,785.48	2,010.78
TrueAUD	TAUD	0.51	0.03	0.01	0.03	0.02	-	-
TrueCAD	TCAD	0.80	5.97	4.75	6.27	4.99	-	-
TrueGBP	TGBP	0.87	77,578.16	67,433.41	77,578.16	67,433.41	-	-
TrueHKD	THKD	0.11	-	-	-	-	-	-
TrueUSD	TUSD	1.00	292,279.24	292,235.90	276,023.41	275,982.47	1,670.44	1,670.19
UMA	UMA	2.30	2,605.57	5,984.87	1,378.11	3,165.45	248.64	571.10
Uniswap	UNI	4.06	41,632.10	168,896.29	25,266.95	102,504.89	2,633.31	10,683.01
USD Coin	USDC	1.00	41,318,923.51	41,307,906.59	34,162,223.60	34,153,114.88	1,721,857.64	1,721,398.54
Tether	USDT ERC20	1.00	2,086,674.81	2,085,618.38	1,792,722.88	1,791,815.28	63,128.42	63,096.46
TerraClassicUSD	UST	0.01	699,389.95	6,864.30	751,926.13	7,379.93	0.16	0.00
Wrapped Bitcoin	WBTC	26,613.96	1.20	31,839.28	1.20	31,936.76	0.01	137.31
Wrapped DGLD	WDGLD	178.17	-	-	-	-	-	-
Tether Gold	XAUT	1,874.44	-	-	-	-	-	-
Stellar Lumens	XLM	0.12	2,673,038.66	316,625.47	2,379,782.80	281,888.87	111,841.32	13,247.77
XRP	XRP	0.34	3,521,567.26	1,207,358.90	3,413,682.23	1,170,370.84	97,699.18	33,495.87
Tezos	XTZ	1.63	47,451.97	77,481.74	31,637.71	51,659.50	124.76	203.71
yeam.finance	YFI	6,002.09	0.32	1,927.84	0.44	2,640.92	-	-
Zcash	ZEC	79.09	2,240.54	177,203.68	2,430.67	192,240.89	104.01	8,225.82
Ox	ZRX	0.30	245,042.95	72,842.80	179,877.96	53,471.50	4,225.38	1,256.06
ZUSD	ZUSD	1.00	0.06	0.06	1.00	1.00	-	-
Total dollar value:				\$ 203,112,056.66		\$ 161,528,826.50		\$ 14,193,990.26

Schedule 7

Custody and Withhold Account Balances and Custody Wallet Balances for Ten Days Preceding and Following June 12, 2022

		06/13/22							
		Custody ¹				Withhold			
Crypto Asset	Symbol	Price ^A	Customer Account		Custody Wallet		Customer Account		
			Crypto Assets ^B	Dollar Value	Crypto Assets ^C	Dollar Value	Crypto Assets ^B	Dollar Value	
1inch Network	1INCH	\$ 0.60	36,109.65	\$ 21,638.84	31,221.32	\$ 18,709.49	1,913.44	\$ 1,146.64	
Aave	AAVE	59.69	4,033.76	240,757.71	2,041.32	121,837.61	178.96	10,681.55	
Cardano	ADA	0.46	8,303,162.90	3,850,359.53	5,067,954.81	2,350,122.28	240,587.82	111,565.87	
Avalanche	AVAX	16.09	41,198.48	663,081.59	23,156.31	372,696.32	986.19	15,872.50	
Badger DAO	BADGER	3.42	84.09	287.45	-	-	-	-	
Basic Attention Token	BAT	0.29	2,378,481.98	681,316.95	199,912.77	57,265.08	16,290.91	4,666.54	
Bitcoin Cash	BCH	126.81	1,097.83	139,212.10	618.10	78,379.23	34.20	4,336.58	
Binance	BNB	222.59	62.10	13,821.89	62.10	13,822.67	6.13	1,364.18	
Bancor	BNT	0.88	9,451.08	8,331.39	8,555.96	7,542.31	927.35	817.49	
Bitcoin SV	BSV	46.63	1,082.33	50,474.55	437.76	20,414.91	64.52	3,008.69	
Bitcoin	BTC	22,454.30	3,876.11	87,035,337.19	2,568.85	57,681,720.30	325.04	7,298,474.29	
Binance USD	BUSD	1.00	156,580.44	156,581.68	136,802.55	136,803.63	1,785.33	1,785.34	
Celsius	CEL	0.28	3,288,557.98	928,476.08	1,210,940.13	341,891.17	393,481.12	111,093.62	
Compound	COMP	35.75	989.88	35,391.58	672.05	24,028.14	46.54	1,664.13	
Curve DAO Token	CRV	0.72	6,469.49	4,652.25	3,743.80	2,692.19	-	-	
Convex Finance	CVX	4.08	-	-	-	-	-	-	
Dash	DASH	42.55	1,969.10	83,779.90	1,446.68	61,552.36	14,473.52	615,809.51	
Dogecoin	DOGE	0.05	3,756,391.29	203,402.41	3,622,839.71	196,170.81	71,288.11	3,860.13	
Polkadot	DOT	7.03	157,658.52	1,108,262.05	125,184.76	879,987.46	7,208.99	50,675.64	
EOS	EOS	0.92	92,356.77	84,847.64	27,257.28	25,041.11	9,422.62	8,656.51	
Ethereum Classic	ETC	14.43	8,075.47	116,540.14	7,338.55	105,905.35	850.33	12,271.42	
Ether	ETH	1,208.18	43,076.88	52,044,614.06	27,135.60	32,784,680.20	2,700.08	3,262,182.69	
Gemini dollar	GUSD	0.99	5,878,715.82	5,790,535.08	1,954,097.47	1,924,786.01	67,687.07	66,671.76	
Kyber Network Crystal v2	KNC	1.24	39,038.75	48,328.93	37,910.17	46,931.77	160,995.13	199,307.64	
ChainLink	LINK	5.91	603,623.56	3,569,301.58	401,653.52	2,375,027.48	28,002.54	165,582.52	
Livepeer	LPT	8.41	969.04	8,145.37	1,020.89	8,581.24	0.00	0.00	
Litecoin	LTC	43.43	22,849.05	992,275.30	14,059.76	610,579.03	4,104.60	178,252.38	
Terra Classic	LUNC	0.00	31,128,742.99	1,875.58	26,188,786.04	1,577.94	3,556.16	0.21	
Decentraland	MANA	0.83	276,053.43	227,977.23	164,163.37	135,573.43	4,023.46	3,322.76	
Polygon	MATIC	0.43	6,492,897.24	2,789,739.08	4,955,834.94	2,129,324.69	298,332.17	128,181.44	
Dai	MCDAI	1.00	716,628.86	716,628.86	468,665.34	468,665.34	5,868.80	5,868.80	
Maker	MKR	763.88	3.36	2,564.84	-	-	-	-	
OMG Network	OMG	1.91	5,920.04	11,294.98	5,892.95	11,243.29	75.53	144.10	
Pax Dollar	PAX	1.00	561,856.99	561,677.65	279,898.80	279,809.46	11,062.10	11,058.57	
Paxos Gold	PAXG	1,828.14	2,310.63	4,224,148.36	308.33	563,670.52	14.56	26,618.82	
Songbird	SGB	0.00	565,023.37	115.82	558,228.13	114.43	16,427.20	3.37	
Synthetix	SNX	1.91	204,083.41	389,922.03	154,363.26	294,926.65	2,836.09	5,418.65	

Schedule 7

Custody and Withhold Account Balances and Custody Wallet Balances for Ten Days Preceding and Following June 12, 2022

		06/13/22							
		Custody ¹						Withhold	
		Customer Account			Custody Wallet			Customer Account	
Crypto Asset	Symbol	Price ^A	Crypto Assets ^B	Dollar Value	Crypto Assets ^C	Dollar Value	Crypto Assets ^B	Dollar Value	
Solana	SOL	28.57	77,542.61	2,215,272.58	50,512.95	1,443,076.97	2,579.04	73,679.18	
SparkLab	SPARK	0.00	414,442.19	133.43	-	-	23,299.78	7.50	
SushiSwap	SUSHI	0.98	13,506.08	13,190.15	10,327.24	10,085.67	1,785.48	1,743.71	
TrueAUD	TAUD	0.51	0.03	0.01	0.03	0.02	-	-	
TrueCAD	TCAD	0.80	5.97	4.75	6.27	4.99	-	-	
TrueGBP	TGBP	0.87	77,578.16	67,433.41	77,578.16	67,433.41	-	-	
TrueHKD	THKD	0.11	-	-	-	-	-	-	
TrueUSD	TUSD	1.00	292,275.73	292,271.14	276,023.41	276,019.07	1,657.09	1,657.06	
UMA	UMA	2.00	2,602.95	5,192.97	1,378.11	2,749.37	248.64	496.04	
Uniswap	UNI	3.66	45,893.30	167,750.63	25,266.95	92,356.55	2,516.41	9,198.06	
USD Coin	USDC	1.00	36,663,455.17	36,665,982.80	34,162,223.60	34,164,578.79	1,777,691.81	1,777,814.37	
Tether	USDT ERC20	1.00	2,303,118.36	2,300,280.53	1,792,722.88	1,790,513.95	63,194.50	63,116.64	
TerraClassicUSD	UST	0.01	699,389.95	5,850.00	751,926.13	6,289.43	0.16	0.00	
Wrapped Bitcoin	WBTC	22,443.28	1.20	26,849.73	1.20	26,931.93	0.01	115.79	
Wrapped DGLD	WDGLD	178.17	-	-	-	-	-	-	
Tether Gold	XAUT	1,820.82	-	-	-	-	-	-	
Stellar Lumens	XLM	0.11	3,152,059.09	336,423.95	2,379,782.80	253,997.75	111,023.97	11,849.75	
XRP	XRP	0.31	3,408,154.41	1,060,923.44	3,413,682.23	1,062,644.20	97,699.18	30,412.75	
Tezos	XTZ	1.40	47,454.93	66,436.23	31,637.71	44,292.34	124.76	174.66	
yeam.finance	YFI	4,943.75	0.32	1,587.91	0.44	2,175.25	-	-	
Zcash	ZEC	65.52	2,226.23	145,868.15	2,430.67	159,263.56	99.18	6,498.54	
Ox	ZRX	0.25	246,216.37	61,985.48	179,877.96	45,284.65	4,225.38	1,063.75	
ZUSD	ZUSD	1.00	0.06	0.06	1.00	1.00	-	-	
Total dollar value:				\$ 210,239,135.03		\$ 143,579,772.81		\$ 14,288,192.13	

Schedule 7

Custody and Withhold Account Balances and Custody Wallet Balances for Ten Days Preceding and Following June 12, 2022

		06/14/22							
		Custody ¹				Withhold			
Crypto Asset	Symbol	Price ^A	Customer Account		Custody Wallet		Customer Account		
			Crypto Assets ^B	Dollar Value	Crypto Assets ^C	Dollar Value	Crypto Assets ^B	Dollar Value	
1inch Network	1INCH	\$ 0.59	36,109.65	\$ 21,376.54	31,221.32	\$ 18,482.70	1,913.44	\$ 1,132.74	
Aave	AAVE	62.07	4,033.76	250,391.25	2,041.32	126,712.75	178.96	11,108.96	
Cardano	ADA	0.48	8,409,286.80	4,057,633.33	5,067,954.81	2,445,380.07	240,587.82	116,087.99	
Avalanche	AVAX	16.53	41,318.35	683,196.02	23,156.31	382,887.96	996.90	16,483.65	
Badger DAO	BADGER	3.44	84.09	288.86	-	-	-	-	
Basic Attention Token	BAT	0.29	2,378,481.98	694,598.73	199,912.77	58,381.42	16,290.91	4,757.51	
Bitcoin Cash	BCH	125.89	1,093.08	137,607.98	618.10	77,812.80	34.20	4,305.24	
Binance	BNB	222.79	62.10	13,834.54	62.10	13,835.31	6.13	1,365.43	
Bancor	BNT	0.82	9,451.08	7,729.74	8,555.96	6,997.64	927.35	758.45	
Bitcoin SV	BSV	53.94	1,082.33	58,376.93	437.76	23,611.10	64.52	3,479.74	
Bitcoin	BTC	22,110.00	3,766.80	83,284,026.95	2,568.85	56,797,270.08	326.71	7,223,459.61	
Binance USD	BUSD	1.00	156,580.44	156,583.89	136,802.55	136,805.56	1,785.33	1,785.37	
Celsius	CEL	0.69	3,289,082.96	2,284,948.67	1,210,940.13	841,248.48	393,481.12	273,354.05	
Compound	COMP	34.99	989.88	34,633.73	672.05	23,513.62	46.54	1,628.50	
Curve DAO Token	CRV	0.73	6,469.49	4,725.05	3,743.80	2,734.32	-	-	
Convex Finance	CVX	4.03	-	-	-	-	-	-	
Dash	DASH	43.41	1,969.10	85,471.68	1,446.68	62,795.30	14,473.52	628,244.69	
Dogecoin	DOGE	0.06	3,757,521.38	208,567.57	3,622,839.71	201,091.84	71,526.71	3,970.21	
Polkadot	DOT	7.35	157,658.52	1,159,245.06	125,184.76	920,469.22	7,425.50	54,598.82	
EOS	EOS	0.94	92,356.77	86,843.85	27,257.28	25,630.25	9,422.62	8,860.17	
Ethereum Classic	ETC	14.56	8,076.90	117,604.13	7,338.55	106,853.37	850.33	12,381.27	
Ether	ETH	1,207.35	42,604.74	51,438,960.87	27,135.60	32,762,246.95	2,666.72	3,219,670.13	
Gemini dollar	GUSD	1.00	5,880,471.36	5,876,846.61	1,954,097.47	1,952,892.95	67,681.03	67,639.31	
Kyber Network Crystal v2	KNC	1.35	39,038.75	52,622.24	37,910.17	51,100.97	160,995.13	217,013.21	
ChainLink	LINK	6.72	603,623.56	4,056,654.81	401,653.52	2,699,314.26	28,264.81	189,953.79	
Livepeer	LPT	8.06	969.04	7,812.78	1,020.89	8,230.85	0.00	0.00	
Litecoin	LTC	46.11	17,166.66	791,616.01	14,059.76	648,345.58	4,143.32	191,063.30	
Terra Classic	LUNC	0.00	31,132,476.38	1,881.83	26,188,786.04	1,583.01	3,556.16	0.21	
Decentraland	MANA	0.82	276,053.43	226,358.46	164,163.37	134,610.78	4,023.46	3,299.16	
Polygon	MATIC	0.41	6,493,750.84	2,692,663.79	4,955,834.94	2,054,959.86	298,332.17	123,704.81	
Dai	MCDAI	1.00	489,687.76	489,687.76	468,665.34	468,665.34	5,868.80	5,868.80	
Maker	MKR	787.22	3.36	2,643.22	-	-	-	-	
OMG Network	OMG	1.92	5,920.04	11,384.76	5,892.95	11,332.66	75.53	145.25	
Pax Dollar	PAX	1.00	561,872.51	561,960.52	279,898.80	279,942.65	11,062.10	11,063.83	
Paxos Gold	PAXG	1,814.08	2,310.63	4,191,668.48	308.33	559,336.41	14.56	26,414.15	
Songbird	SGB	0.03	565,023.37	15,425.14	558,228.13	15,239.63	16,427.20	448.46	
Synthetix	SNX	1.86	204,302.27	379,014.18	154,363.26	286,369.13	2,836.09	5,261.42	

Schedule 7

Custody and Withhold Account Balances and Custody Wallet Balances for Ten Days Preceding and Following June 12, 2022

		06/14/22							
		Custody ¹						Withhold	
		Customer Account			Custody Wallet			Customer Account	
Crypto Asset	Symbol	Price ^A	Crypto Assets ^B	Dollar Value	Crypto Assets ^C	Dollar Value	Crypto Assets ^B	Dollar Value	
Solana	SOL	29.55	77,584.74	2,292,406.32	50,512.95	1,492,512.72	2,579.04	76,203.22	
SparkLab	SPARK	0.00	414,442.19	138.07	-	-	23,299.78	7.76	
SushiSwap	SUSHI	1.00	13,506.08	13,540.54	10,327.24	10,353.59	1,785.48	1,790.03	
TrueAUD	TAUD	0.51	0.03	0.01	0.03	0.02	-	-	
TrueCAD	TCAD	0.80	5.97	4.75	6.27	4.99	-	-	
TrueGBP	TGBP	0.87	77,578.16	67,433.41	77,578.16	67,433.41	-	-	
TrueHKD	THKD	0.11	-	-	-	-	-	-	
TrueUSD	TUSD	1.00	292,273.65	292,358.38	276,023.41	276,103.43	1,657.09	1,657.57	
UMA	UMA	2.83	2,602.95	7,359.69	1,378.11	3,896.53	248.64	703.00	
Uniswap	UNI	3.86	45,893.30	177,093.34	25,266.95	97,500.25	2,516.41	9,710.34	
USD Coin	USDC	1.00	36,445,297.85	36,471,297.75	34,162,223.60	34,186,594.77	1,793,375.59	1,794,654.97	
Tether	USDT ERC20	1.00	2,205,274.56	2,201,436.30	1,792,722.88	1,789,602.66	63,266.65	63,156.53	
TerraClassicUSD	UST	0.01	699,437.95	5,651.71	751,926.13	6,075.83	0.16	0.00	
Wrapped Bitcoin	WBTC	22,111.87	1.20	26,453.25	1.20	26,534.24	0.01	114.08	
Wrapped DGLD	WDGLD	178.17	-	-	-	-	-	-	
Tether Gold	XAUT	1,820.82	-	-	-	-	-	-	
Stellar Lumens	XLM	0.11	4,179,753.50	470,762.40	2,379,782.80	268,033.09	111,023.97	12,504.54	
XRP	XRP	0.32	3,408,489.73	1,094,213.56	3,413,682.23	1,095,880.48	97,699.18	31,363.97	
Tezos	XTZ	1.45	47,454.93	68,690.89	31,637.71	45,795.50	124.76	180.59	
yeam.finance	YFI	4,888.50	0.32	1,570.17	0.44	2,150.94	-	-	
Zcash	ZEC	64.03	2,226.58	142,568.71	2,430.67	155,636.37	99.18	6,350.53	
Ox	ZRX	0.25	246,216.37	61,806.91	179,877.96	45,154.19	4,225.38	1,060.68	
ZUSD	ZUSD	1.02	0.06	0.06	1.00	1.02	-	-	
Total dollar value:				\$ 207,539,672.18		\$ 143,775,948.86		\$ 14,428,766.04	

Schedule 7

Custody and Withhold Account Balances and Custody Wallet Balances for Ten Days Preceding and Following June 12, 2022

		06/15/22							
		Custody ¹				Withhold			
Crypto Asset	Symbol	Price ^A	Customer Account		Custody Wallet		Customer Account		
			Crypto Assets ^B	Dollar Value	Crypto Assets ^C	Dollar Value	Crypto Assets ^B	Dollar Value	
1inch Network	1INCH	\$ 0.63	36,607.46	\$ 23,073.46	31,221.32	\$ 19,678.60	1,913.44	\$ 1,206.03	
Aave	AAVE	66.56	4,034.32	268,532.48	2,041.32	135,874.55	178.96	11,912.17	
Cardano	ADA	0.53	8,405,307.80	4,489,973.83	5,067,954.81	2,707,216.09	244,357.78	130,531.81	
Avalanche	AVAX	18.29	41,377.70	756,843.34	23,156.31	423,554.20	1,259.28	23,033.68	
Badger DAO	BADGER	3.48	84.09	293.01	-	-	-	-	
Basic Attention Token	BAT	0.36	2,378,481.98	860,213.35	199,912.77	72,301.42	16,290.91	5,891.85	
Bitcoin Cash	BCH	127.81	1,092.03	139,577.52	618.10	79,002.40	34.20	4,371.06	
Binance	BNB	233.31	62.10	14,488.03	62.10	14,488.84	6.13	1,429.93	
Bancor	BNT	0.76	9,451.08	7,173.54	8,555.96	6,494.12	927.35	703.88	
Bitcoin SV	BSV	55.41	1,082.33	59,975.79	437.76	24,257.78	64.52	3,575.05	
Bitcoin	BTC	22,557.78	3,755.48	84,715,280.20	2,568.85	57,947,534.85	326.74	7,370,551.21	
Binance USD	BUSD	1.00	156,580.44	156,622.01	136,802.55	136,838.87	1,785.33	1,785.80	
Celsius	CEL	0.61	3,289,258.11	2,014,301.63	1,210,940.13	741,565.00	393,481.12	240,963.05	
Compound	COMP	35.56	989.88	35,200.04	672.05	23,898.10	46.54	1,655.13	
Curve DAO Token	CRV	0.77	6,469.49	4,960.35	3,743.80	2,870.48	-	-	
Convex Finance	CVX	4.09	-	-	-	-	-	-	
Dash	DASH	45.85	1,969.10	90,281.08	1,446.68	66,328.72	14,473.52	663,595.33	
Dogecoin	DOGE	0.06	3,758,676.22	235,971.63	3,622,839.71	227,443.74	71,804.93	4,507.95	
Polkadot	DOT	8.49	157,658.52	1,338,556.10	125,184.76	1,062,846.62	7,486.21	63,559.64	
EOS	EOS	1.01	92,356.77	93,111.66	27,257.28	27,480.07	9,422.62	9,499.64	
Ethereum Classic	ETC	15.86	8,077.89	128,121.49	7,338.55	116,395.01	851.33	13,502.74	
Ether	ETH	1,236.43	43,404.85	53,667,121.50	27,135.60	33,551,305.87	2,669.05	3,300,094.30	
Gemini dollar	GUSD	1.01	5,874,217.50	5,907,231.13	1,954,097.47	1,965,079.67	67,780.20	68,161.13	
Kyber Network Crystal v2	KNC	1.52	39,038.75	59,469.64	37,910.17	57,750.42	160,995.13	245,251.77	
ChainLink	LINK	7.32	603,655.55	4,418,539.27	401,653.52	2,939,957.82	28,264.81	206,888.15	
Livepeer	LPT	8.46	969.04	8,193.57	1,020.89	8,632.02	0.00	0.00	
Litecoin	LTC	50.61	17,190.31	869,940.47	14,059.76	711,514.35	4,143.47	209,686.21	
Terra Classic	LUNC	0.00	31,132,476.38	1,920.77	26,188,786.04	1,615.76	3,556.16	0.22	
Decentraland	MANA	0.92	276,053.43	254,247.15	164,163.37	151,195.62	4,023.46	3,705.64	
Polygon	MATIC	0.44	6,537,605.09	2,870,362.67	4,955,834.94	2,175,879.91	299,217.22	131,372.56	
Dai	MCDAI	1.00	438,594.29	438,594.29	468,665.34	468,665.34	5,868.80	5,868.80	
Maker	MKR	828.45	3.36	2,781.66	-	-	-	-	
OMG Network	OMG	2.03	5,920.04	11,999.71	5,892.95	11,944.79	75.53	153.09	
Pax Dollar	PAX	1.00	561,358.38	561,165.61	279,898.80	279,802.68	11,062.10	11,058.30	
Paxos Gold	PAXG	1,838.17	2,310.63	4,247,340.76	308.33	566,765.32	14.56	26,764.97	
Songbird	SGB	0.03	565,023.37	16,036.49	558,228.13	15,843.63	16,427.20	466.24	
Synthetix	SNX	1.95	204,397.89	399,310.77	154,363.26	301,563.35	2,836.09	5,540.58	

Schedule 7

Custody and Withhold Account Balances and Custody Wallet Balances for Ten Days Preceding and Following June 12, 2022

		06/15/22						
		Custody ¹					Withhold	
Crypto Asset	Symbol	Price ^A	Customer Account		Custody Wallet		Customer Account	
			Crypto Assets ^B	Dollar Value	Crypto Assets ^C	Dollar Value	Crypto Assets ^B	Dollar Value
Solana	SOL	34.71	77,587.40	2,693,139.88	50,512.95	1,753,357.27	2,618.51	90,891.10
SparkLab	SPARK	0.00	414,442.19	152.29	-	-	23,299.78	8.56
SushiSwap	SUSHI	1.11	14,422.75	16,015.43	10,327.24	11,467.67	1,785.48	1,982.65
TrueAUD	TAUD	0.51	0.03	0.01	0.03	0.02	-	-
TrueCAD	TCAD	0.80	5.97	4.75	6.27	4.99	-	-
TrueGBP	TGBP	0.87	77,578.16	67,433.41	77,578.16	67,433.41	-	-
TrueHKD	THKD	0.11	-	-	-	-	-	-
TrueUSD	TUSD	1.00	291,144.09	291,186.68	276,023.41	276,063.79	1,657.09	1,657.33
UMA	UMA	2.77	2,602.95	7,222.16	1,378.11	3,823.72	248.64	689.87
Uniswap	UNI	4.42	45,893.30	202,636.76	25,266.95	111,563.41	2,516.41	11,110.93
USD Coin	USDC	1.00	36,997,908.46	37,008,404.89	34,162,223.60	34,171,915.53	1,799,512.97	1,800,023.50
Tether	USDT ERC20	1.00	2,202,698.68	2,200,961.21	1,792,722.88	1,791,308.79	63,588.94	63,538.78
TerraClassicUSD	UST	0.01	699,437.95	5,437.62	751,926.13	5,845.68	0.16	0.00
Wrapped Bitcoin	WBTC	22,581.39	1.20	27,014.96	1.20	27,097.66	0.01	116.50
Wrapped DGLD	WDGLD	178.17	-	-	-	-	-	-
Tether Gold	XAUT	1,820.82	-	-	-	-	-	-
Stellar Lumens	XLM	0.12	4,179,753.50	505,686.77	2,379,782.80	287,917.62	111,023.97	13,432.22
XRP	XRP	0.34	3,408,499.93	1,169,761.92	3,413,682.23	1,171,540.43	97,699.18	33,529.35
Tezos	XTZ	1.53	47,454.93	72,512.57	31,637.71	48,343.38	124.76	190.63
yeam.finance	YFI	5,348.94	0.32	1,718.05	0.44	2,353.53	-	-
Zcash	ZEC	68.51	2,358.76	161,594.94	2,430.67	166,521.14	99.18	6,794.67
Ox	ZRX	0.27	246,216.37	67,492.11	179,877.96	49,307.62	4,225.38	1,158.25
ZUSD	ZUSD	1.00	0.06	0.06	1.00	1.00	-	-
Total dollar value:				\$ 213,665,182.46		\$ 146,989,452.64		\$ 14,792,412.22

Schedule 7

Custody and Withhold Account Balances and Custody Wallet Balances for Ten Days Preceding and Following June 12, 2022

		06/16/22							
		Custody ¹				Withhold			
Crypto Asset	Symbol	Price ^A	Customer Account		Custody Wallet		Customer Account		
			Crypto Assets ^B	Dollar Value	Crypto Assets ^C	Dollar Value	Crypto Assets ^B	Dollar Value	
1inch Network	1INCH	\$ 0.58	36,607.46	\$ 21,067.86	31,221.32	\$ 17,968.10	1,913.44	\$ 1,101.20	
Aave	AAVE	56.52	4,034.32	228,025.02	2,041.32	115,378.20	178.96	10,115.25	
Cardano	ADA	0.48	8,405,133.62	3,996,768.85	5,067,954.81	2,409,889.58	244,357.78	116,195.84	
Avalanche	AVAX	15.78	41,464.89	654,136.18	23,156.31	365,306.19	1,261.75	19,904.99	
Badger DAO	BADGER	3.15	84.09	265.17	-	-	-	-	
Basic Attention Token	BAT	0.32	2,378,481.98	765,815.56	199,912.77	64,367.24	16,290.91	5,245.29	
Bitcoin Cash	BCH	109.28	1,092.03	119,334.37	618.10	67,544.56	34.20	3,737.12	
Binance	BNB	209.97	62.10	13,038.61	62.10	13,039.34	6.13	1,286.87	
Bancor	BNT	0.59	9,451.08	5,606.93	8,555.96	5,075.89	927.35	550.16	
Bitcoin SV	BSV	50.88	1,082.33	55,064.37	437.76	22,271.31	64.52	3,282.29	
Bitcoin	BTC	20,370.98	3,787.22	77,149,405.89	2,568.85	52,329,990.62	327.13	6,663,967.49	
Binance USD	BUSD	1.00	156,580.44	156,614.08	136,802.55	136,831.93	1,785.33	1,785.71	
Celsius	CEL	0.57	3,290,922.00	1,888,228.34	1,210,940.13	694,799.65	393,481.12	225,767.18	
Compound	COMP	30.21	989.88	29,901.68	672.05	20,300.93	46.54	1,406.00	
Curve DAO Token	CRV	0.66	6,469.49	4,294.42	3,743.80	2,485.12	-	-	
Convex Finance	CVX	3.43	-	-	-	-	-	-	
Dash	DASH	41.85	1,969.10	82,397.98	1,446.68	60,536.95	14,473.52	605,650.75	
Dogecoin	DOGE	0.06	3,759,587.07	207,363.12	3,622,839.71	199,820.70	72,122.37	3,977.97	
Polkadot	DOT	7.11	158,203.59	1,125,011.40	125,184.76	890,209.13	7,486.21	53,235.69	
EOS	EOS	0.91	92,356.77	84,016.27	27,257.28	24,795.75	9,422.62	8,571.69	
Ethereum Classic	ETC	13.80	8,079.95	111,516.03	7,338.55	101,283.54	851.33	11,749.69	
Ether	ETH	1,067.02	44,501.08	47,483,732.61	27,135.60	28,954,340.04	2,669.87	2,848,810.91	
Gemini dollar	GUSD	1.00	5,873,679.55	5,885,708.92	1,954,097.47	1,958,099.49	67,695.94	67,834.58	
Kyber Network Crystal v2	KNC	1.36	39,038.75	52,931.53	37,910.17	51,401.32	160,995.13	218,288.70	
ChainLink	LINK	6.35	604,073.57	3,834,481.87	401,653.52	2,549,578.75	28,264.81	179,416.74	
Livepeer	LPT	7.14	969.04	6,922.81	1,020.89	7,293.26	0.00	0.00	
Litecoin	LTC	44.72	17,192.53	768,861.33	14,059.76	628,761.65	4,143.67	185,307.48	
Terra Classic	LUNC	0.00	31,133,425.38	1,807.22	26,188,786.04	1,520.19	3,556.16	0.21	
Decentraland	MANA	0.81	284,998.25	231,095.66	164,163.37	133,114.65	4,023.46	3,262.49	
Polygon	MATIC	0.38	6,543,129.65	2,505,600.62	4,955,834.94	1,897,768.15	299,217.22	114,581.08	
Dai	MCDAI	1.00	438,100.17	438,100.17	468,665.34	468,665.34	5,868.80	5,868.80	
Maker	MKR	734.73	3.36	2,466.99	-	-	-	-	
OMG Network	OMG	1.81	5,920.04	10,690.01	5,892.95	10,641.09	75.53	136.38	
Pax Dollar	PAX	1.00	561,358.38	561,738.99	279,898.80	280,088.58	11,062.10	11,069.60	
Paxos Gold	PAXG	1,857.75	2,310.63	4,292,572.11	308.33	572,800.99	14.56	27,050.00	
Songbird	SGB	0.03	565,023.37	16,348.91	558,228.13	16,152.29	16,427.20	475.32	
Synthetix	SNX	1.75	204,397.89	356,695.29	154,363.26	269,379.73	2,836.09	4,949.28	

Schedule 7

Custody and Withhold Account Balances and Custody Wallet Balances for Ten Days Preceding and Following June 12, 2022

		06/16/22						
		Custody ¹					Withhold	
		Customer Account			Custody Wallet		Customer Account	
Crypto Asset	Symbol	Price ^A	Crypto Assets ^B	Dollar Value	Crypto Assets ^C	Dollar Value	Crypto Assets ^B	Dollar Value
Solana	SOL	30.08	77,587.40	2,334,098.34	50,512.95	1,519,604.80	2,618.51	78,773.77
SparkLab	SPARK	0.00	414,442.19	138.68	-	-	23,299.78	7.80
SushiSwap	SUSHI	0.95	14,422.75	13,762.24	10,327.24	9,854.29	1,785.48	1,703.71
TrueAUD	TAUD	0.51	0.03	0.01	0.03	0.02	-	-
TrueCAD	TCAD	0.80	5.97	4.75	6.27	4.99	-	-
TrueGBP	TGBP	0.87	77,578.16	67,433.41	77,578.16	67,433.41	-	-
TrueHKD	THKD	0.11	-	-	-	-	-	-
TrueUSD	TUSD	1.00	291,144.09	291,165.07	276,023.41	276,043.30	1,657.09	1,657.21
UMA	UMA	2.64	2,602.95	6,873.74	1,378.11	3,639.24	248.64	656.59
Uniswap	UNI	3.83	45,893.30	175,636.81	25,266.95	96,698.35	2,516.41	9,630.47
USD Coin	USDC	1.00	36,964,801.44	36,963,862.09	34,162,223.60	34,161,355.47	1,795,617.10	1,795,571.47
Tether	USDT ERC20	1.00	2,276,052.12	2,272,027.48	1,792,722.88	1,789,552.88	63,588.94	63,476.50
TerraClassicUSD	UST	0.01	699,486.68	4,824.05	751,926.13	5,185.70	0.16	0.00
Wrapped Bitcoin	WBTC	20,418.39	1.20	24,427.28	1.20	24,502.07	0.01	105.34
Wrapped DGLD	WDGLD	178.17	-	-	-	-	-	-
Tether Gold	XAUT	1,820.82	-	-	-	-	-	-
Stellar Lumens	XLM	0.11	4,219,725.50	460,195.63	2,379,782.80	259,534.81	111,023.97	12,108.07
XRP	XRP	0.31	3,408,499.93	1,065,512.75	3,413,682.23	1,067,132.76	97,699.18	30,541.21
Tezos	XTZ	1.36	47,454.93	64,480.81	31,637.71	42,988.69	124.76	169.52
yeam.finance	YFI	4,594.92	0.32	1,475.87	0.44	2,021.77	-	-
Zcash	ZEC	58.94	2,359.63	139,070.17	2,430.67	143,256.99	99.18	5,845.41
Ox	ZRX	0.26	246,216.37	64,279.25	179,877.96	46,960.41	4,225.38	1,103.11
ZUSD	ZUSD	1.00	0.06	0.06	1.00	1.00	-	-
Total dollar value:				\$ 197,096,895.66		\$ 134,857,271.17		\$ 13,405,932.90

Schedule 7

Custody and Withhold Account Balances and Custody Wallet Balances for Ten Days Preceding and Following June 12, 2022

		06/17/22							
		Custody ¹				Withhold			
Crypto Asset	Symbol	Price ^A	Customer Account		Custody Wallet		Customer Account		
			Crypto Assets ^B	Dollar Value	Crypto Assets ^C	Dollar Value	Crypto Assets ^B	Dollar Value	
1inch Network	1INCH	\$ 0.59	36,607.46	\$ 21,557.94	31,221.32	\$ 18,386.06	1,913.44	\$ 1,126.82	
Aave	AAVE	57.25	4,034.32	230,950.16	2,041.32	116,858.29	178.96	10,245.01	
Cardano	ADA	0.49	8,405,153.39	4,084,997.79	5,067,954.81	2,463,082.26	244,357.78	118,760.59	
Avalanche	AVAX	15.95	41,532.25	662,630.25	23,156.31	369,449.54	1,272.28	20,298.72	
Badger DAO	BADGER	3.14	84.09	264.42	-	-	-	-	
Basic Attention Token	BAT	0.34	2,378,481.98	801,212.18	199,912.77	67,342.34	16,290.91	5,487.73	
Bitcoin Cash	BCH	121.18	1,092.03	132,334.74	618.10	74,902.84	34.20	4,144.24	
Binance	BNB	215.19	62.10	13,362.34	62.10	13,363.09	6.13	1,318.83	
Bancor	BNT	0.56	9,451.08	5,284.04	8,555.96	4,783.58	927.35	518.48	
Bitcoin SV	BSV	54.15	1,082.33	58,604.95	437.76	23,703.33	64.52	3,493.33	
Bitcoin	BTC	20,413.20	3,836.98	78,325,107.75	2,568.85	52,438,447.03	327.03	6,675,802.00	
Binance USD	BUSD	1.00	156,580.44	156,190.69	136,802.55	136,462.03	1,785.33	1,780.89	
Celsius	CEL	0.60	3,291,295.70	1,977,380.01	1,210,940.13	727,521.63	393,481.12	236,399.81	
Compound	COMP	32.19	989.88	31,863.65	672.05	21,632.96	46.54	1,498.25	
Curve DAO Token	CRV	0.66	6,469.49	4,266.28	3,743.80	2,468.83	-	-	
Convex Finance	CVX	3.61	-	-	-	-	-	-	
Dash	DASH	43.46	1,969.10	85,572.07	1,446.68	62,868.92	14,473.52	628,981.28	
Dogecoin	DOGE	0.06	3,760,412.78	213,391.62	3,622,839.71	205,584.78	72,360.02	4,106.20	
Polkadot	DOT	7.26	158,376.16	1,149,652.31	125,184.76	908,715.97	7,486.21	54,342.42	
EOS	EOS	0.94	92,356.77	86,370.73	27,257.28	25,490.62	9,422.62	8,811.90	
Ethereum Classic	ETC	14.31	8,085.70	115,715.53	7,338.55	105,023.00	851.33	12,183.50	
Ether	ETH	1,084.00	44,643.12	48,393,335.39	27,135.60	29,415,109.45	2,715.71	2,943,839.78	
Gemini dollar	GUSD	1.00	5,894,211.12	5,877,465.85	1,954,097.47	1,948,545.94	68,086.94	67,893.50	
Kyber Network Crystal v2	KNC	1.37	39,038.75	53,444.72	37,910.17	51,899.67	160,995.13	220,405.09	
ChainLink	LINK	6.35	619,161.41	3,928,893.04	401,653.52	2,548,695.20	28,264.81	179,354.56	
Livepeer	LPT	7.68	971.27	7,461.13	1,020.89	7,842.32	0.00	0.00	
Litecoin	LTC	47.48	17,192.99	816,280.58	14,059.76	667,522.48	4,143.84	196,739.28	
Terra Classic	LUNC	0.00	31,133,425.38	1,820.97	26,188,786.04	1,531.76	3,556.16	0.21	
Decentraland	MANA	0.84	284,998.25	238,427.66	164,163.37	137,337.99	4,023.46	3,366.00	
Polygon	MATIC	0.40	6,537,655.01	2,606,091.56	4,955,834.94	1,975,533.98	299,217.22	119,276.33	
Dai	MCDAI	1.00	437,593.97	437,593.97	468,665.34	468,665.34	5,868.80	5,868.80	
Maker	MKR	767.69	3.36	2,577.66	-	-	-	-	
OMG Network	OMG	1.85	5,920.04	10,925.51	5,892.95	10,875.51	75.53	139.39	
Pax Dollar	PAX	1.00	561,358.38	560,684.75	279,898.80	279,562.92	11,060.85	11,047.58	
Paxos Gold	PAXG	1,841.84	2,315.15	4,264,137.39	308.33	567,895.82	14.56	26,818.36	
Songbird	SGB	0.03	565,023.37	17,249.61	558,228.13	17,042.16	16,427.20	501.51	
Synthetix	SNX	1.71	204,442.18	349,805.02	154,363.26	264,118.89	2,836.09	4,852.62	

Schedule 7

Custody and Withhold Account Balances and Custody Wallet Balances for Ten Days Preceding and Following June 12, 2022

		06/17/22							
		Custody ¹				Withhold			
Crypto Asset	Symbol	Price ^A	Customer Account		Custody Wallet		Customer Account		
			Crypto Assets ^B	Dollar Value	Crypto Assets ^C	Dollar Value	Crypto Assets ^B	Dollar Value	
Solana	SOL	30.64	77,587.40	2,377,220.74	50,512.95	1,547,679.45	2,618.51	80,229.11	
SparkLab	SPARK	0.00	414,442.19	134.66	-	-	23,299.78	7.57	
SushiSwap	SUSHI	1.02	14,422.75	14,651.63	10,327.24	10,491.13	1,785.48	1,813.81	
TrueAUD	TAUD	0.51	0.03	0.01	0.03	0.02	-	-	
TrueCAD	TCAD	0.80	5.97	4.75	6.27	4.99	-	-	
TrueGBP	TGBP	0.87	77,578.16	67,433.41	77,578.16	67,433.41	-	-	
TrueHKD	THKD	0.11	-	-	-	-	-	-	
TrueUSD	TUSD	1.00	291,144.09	290,461.21	276,023.41	275,376.00	1,657.09	1,653.20	
UMA	UMA	2.64	2,602.95	6,882.63	1,378.11	3,643.95	248.64	657.44	
Uniswap	UNI	3.92	45,893.30	180,092.73	25,266.95	99,151.60	2,516.41	9,874.80	
USD Coin	USDC	1.00	37,116,252.77	37,147,393.61	34,162,223.60	34,190,885.98	1,807,029.19	1,808,545.30	
Tether	USDT ERC20	1.00	2,198,987.53	2,195,478.34	1,792,722.88	1,789,862.02	63,587.59	63,486.12	
TerraClassicUSD	UST	0.01	699,486.68	5,052.36	751,926.13	5,431.13	0.16	0.00	
Wrapped Bitcoin	WBTC	20,499.99	1.20	24,524.90	1.20	24,599.98	0.01	105.76	
Wrapped DGLD	WDGLD	178.17	-	-	-	-	-	-	
Tether Gold	XAUT	1,840.83	-	-	-	-	-	-	
Stellar Lumens	XLM	0.11	4,219,788.00	471,158.93	2,379,782.80	265,713.80	111,023.97	12,396.34	
XRP	XRP	0.32	3,408,515.75	1,091,492.62	3,413,682.23	1,093,147.05	97,699.18	31,285.74	
Tezos	XTZ	1.39	47,454.93	65,785.91	31,637.71	43,858.79	124.76	172.95	
yeam.finance	YFI	4,786.75	0.32	1,537.48	0.44	2,106.17	-	-	
Zcash	ZEC	62.51	2,275.00	142,219.61	2,430.67	151,950.89	99.18	6,200.17	
Ox	ZRX	0.27	246,291.44	65,873.90	179,877.96	48,110.74	4,225.38	1,130.13	
ZUSD	ZUSD	1.00	0.06	0.06	1.00	1.00	-	-	
Total dollar value:				\$ 199,870,303.74		\$ 135,767,714.63		\$ 13,586,961.42	

Schedule 7

Custody and Withhold Account Balances and Custody Wallet Balances for Ten Days Preceding and Following June 12, 2022

		06/18/22							
		Custody ¹				Withhold			
Crypto Asset	Symbol	Price ^A	Customer Account		Custody Wallet		Customer Account		
			Crypto Assets ^B	Dollar Value	Crypto Assets ^C	Dollar Value	Crypto Assets ^B	Dollar Value	
1inch Network	1INCH	\$ 0.55	36,607.46	\$ 20,201.34	31,221.32	\$ 17,229.07	1,913.44	\$ 1,055.91	
Aave	AAVE	49.52	4,041.53	200,126.43	2,041.32	101,081.17	178.96	8,861.83	
Cardano	ADA	0.45	8,405,609.89	3,819,267.45	5,067,954.81	2,302,732.95	244,357.78	111,029.15	
Avalanche	AVAX	14.81	41,567.74	615,450.31	23,156.31	342,851.44	1,284.80	19,022.67	
Badger DAO	BADGER	2.89	84.09	242.69	-	-	-	-	
Basic Attention Token	BAT	0.31	2,378,481.98	740,700.34	199,912.77	62,256.29	16,290.91	5,073.27	
Bitcoin Cash	BCH	115.26	1,092.03	125,865.81	618.10	71,241.36	34.20	3,941.65	
Binance	BNB	196.75	62.10	12,217.22	62.10	12,217.91	6.13	1,205.81	
Bancor	BNT	0.48	9,451.08	4,552.73	8,555.96	4,121.54	927.35	446.72	
Bitcoin SV	BSV	55.35	1,082.33	59,910.15	437.76	24,231.23	64.52	3,571.13	
Bitcoin	BTC	18,947.08	3,787.56	71,763,227.71	2,568.85	48,672,189.26	331.92	6,288,907.24	
Binance USD	BUSD	1.00	156,580.44	156,627.17	136,802.55	136,843.37	1,785.33	1,785.86	
Celsius	CEL	0.57	3,292,234.67	1,869,614.03	1,210,940.13	687,675.97	393,481.12	223,452.42	
Compound	COMP	28.72	989.88	28,426.32	672.05	19,299.27	46.54	1,336.62	
Curve DAO Token	CRV	0.58	6,469.49	3,769.29	3,743.80	2,181.24	-	-	
Convex Finance	CVX	3.56	-	-	-	-	-	-	
Dash	DASH	41.56	1,969.10	81,838.94	1,446.68	60,126.23	14,473.52	601,541.65	
Dogecoin	DOGE	0.05	3,778,991.72	199,597.95	3,622,839.71	191,350.35	72,565.14	3,832.73	
Polkadot	DOT	7.04	158,518.55	1,116,287.51	125,184.76	881,550.99	7,486.21	52,717.92	
EOS	EOS	0.89	92,356.77	81,805.47	27,257.28	24,143.27	9,422.62	8,346.13	
Ethereum Classic	ETC	13.66	8,086.58	110,460.96	7,338.55	100,243.08	851.33	11,628.99	
Ether	ETH	993.73	46,959.56	46,665,256.34	27,135.60	26,965,533.08	2,689.40	2,672,542.73	
Gemini dollar	GUSD	1.01	5,892,975.37	5,926,093.89	1,954,097.47	1,965,079.50	68,081.97	68,464.59	
Kyber Network Crystal v2	KNC	1.25	39,038.75	48,755.68	37,910.17	47,346.19	160,995.13	201,067.58	
ChainLink	LINK	5.92	619,161.41	3,665,417.24	401,653.52	2,377,776.95	28,264.81	167,326.85	
Livepeer	LPT	7.09	971.27	6,885.83	1,020.89	7,237.62	0.00	0.00	
Litecoin	LTC	47.11	17,195.46	810,157.98	14,059.76	662,420.54	4,143.97	195,241.45	
Terra Classic	LUNC	0.00	31,133,425.38	1,716.55	26,188,786.04	1,443.92	3,556.16	0.20	
Decentraland	MANA	0.78	284,998.25	221,472.13	164,163.37	127,571.35	4,023.46	3,126.63	
Polygon	MATIC	0.35	6,615,873.74	2,284,587.89	4,955,834.94	1,711,344.71	299,217.22	103,325.44	
Dai	MCDAI	1.00	444,206.68	444,206.68	468,665.34	468,665.34	5,868.80	5,868.80	
Maker	MKR	732.09	3.36	2,458.12	-	-	-	-	
OMG Network	OMG	1.71	5,920.04	10,145.89	5,892.95	10,099.46	75.53	129.44	
Pax Dollar	PAX	1.00	561,358.38	560,746.39	279,898.80	279,593.66	11,060.85	11,048.79	
Paxos Gold	PAXG	1,823.93	2,315.15	4,222,663.98	308.33	562,372.41	14.56	26,557.52	
Songbird	SGB	0.00	565,023.37	102.21	558,228.13	100.98	16,427.20	2.97	
Synthetix	SNX	1.55	204,442.18	317,210.96	154,363.26	239,508.88	2,836.09	4,400.46	

Schedule 7

Custody and Withhold Account Balances and Custody Wallet Balances for Ten Days Preceding and Following June 12, 2022

		06/18/22						
		Custody ¹				Withhold		
Crypto Asset	Symbol	Price ^A	Customer Account		Custody Wallet		Customer Account	
			Crypto Assets ^B	Dollar Value	Crypto Assets ^C	Dollar Value	Crypto Assets ^B	Dollar Value
Solana	SOL	31.96	77,587.40	2,479,988.31	50,512.95	1,614,585.84	2,618.51	83,697.42
SparkLab	SPARK	0.00	414,442.19	122.90	-	-	23,299.78	6.91
SushiSwap	SUSHI	0.93	14,422.75	13,380.62	10,327.24	9,581.04	1,785.48	1,656.47
TrueAUD	TAUD	0.51	0.03	0.01	0.03	0.02	-	-
TrueCAD	TCAD	0.80	5.97	4.75	6.27	4.99	-	-
TrueGBP	TGBP	0.87	77,578.16	67,433.41	77,578.16	67,433.41	-	-
TrueHKD	THKD	0.11	-	-	-	-	-	-
TrueUSD	TUSD	1.00	291,144.09	291,283.02	276,023.41	276,155.13	1,657.09	1,657.88
UMA	UMA	2.38	2,602.95	6,185.98	1,378.11	3,275.12	248.64	590.89
Uniswap	UNI	3.64	45,893.30	166,925.01	25,266.95	91,901.99	2,516.41	9,152.79
USD Coin	USDC	1.00	36,875,273.72	36,874,985.08	34,162,223.60	34,161,956.20	1,806,571.22	1,806,557.08
Tether	USDT ERC20	1.00	2,124,838.45	2,121,001.07	1,792,722.88	1,789,485.29	63,586.76	63,471.93
TerraClassicUSD	UST	0.01	699,486.68	4,591.87	751,926.13	4,936.12	0.16	0.00
Wrapped Bitcoin	WBTC	18,949.29	1.20	22,669.74	1.20	22,739.15	0.01	97.76
Wrapped DGLD	WDGLD	178.17	-	-	-	-	-	-
Tether Gold	XAUT	1,840.83	-	-	-	-	-	-
Stellar Lumens	XLM	0.11	4,219,788.00	453,976.41	2,379,782.80	256,023.58	111,023.97	11,944.26
XRP	XRP	0.31	3,408,515.75	1,046,380.04	3,413,682.23	1,047,966.10	97,699.18	29,992.67
Tezos	XTZ	1.28	47,454.93	60,904.55	31,637.71	40,604.43	124.76	160.12
yeam.finance	YFI	4,370.37	0.32	1,403.74	0.44	1,922.96	-	-
Zcash	ZEC	59.27	2,254.28	133,608.65	2,430.67	144,062.92	99.18	5,878.31
Ox	ZRX	0.25	246,291.44	60,945.36	179,877.96	44,511.20	4,225.38	1,045.58
ZUSD	ZUSD	1.02	0.06	0.06	1.00	1.02	-	-
Total dollar value:				\$ 190,003,858.23		\$ 128,716,807.06		\$ 12,822,771.21

Schedule 7

Custody and Withhold Account Balances and Custody Wallet Balances for Ten Days Preceding and Following June 12, 2022

Crypto Asset	Symbol	Price ^A	06/19/22					
			Custody ¹			Withhold		
			Customer Account		Custody Wallet		Customer Account	
			Crypto Assets ^B	Dollar Value	Crypto Assets ^C	Dollar Value	Crypto Assets ^B	Dollar Value
1inch Network	1INCH	\$ 0.58	36,607.46	\$ 21,208.94	31,221.32	\$ 18,088.42	1,913.44	\$ 1,108.57
Aave	AAVE	54.02	4,041.53	218,311.65	2,041.32	110,266.28	178.96	9,667.09
Cardano	ADA	0.48	8,422,932.90	4,077,706.98	5,067,954.81	2,453,496.30	244,357.78	118,298.39
Avalanche	AVAX	16.14	41,598.05	671,482.69	23,156.31	373,793.03	1,286.14	20,761.08
Badger DAO	BADGER	3.07	84.09	257.95	-	-	-	-
Basic Attention Token	BAT	0.34	2,378,481.98	807,314.87	199,912.77	67,855.28	16,290.91	5,529.53
Bitcoin Cash	BCH	120.43	1,092.03	131,509.78	618.10	74,435.90	34.20	4,118.40
Binance	BNB	214.80	62.10	13,338.33	62.10	13,339.07	6.13	1,316.46
Bancor	BNT	0.52	9,451.08	4,890.92	8,555.96	4,427.70	927.35	479.90
Bitcoin SV	BSV	60.08	1,082.33	65,025.42	437.76	26,300.15	64.52	3,876.04
Bitcoin	BTC	20,547.07	3,783.76	77,745,273.18	2,568.85	52,782,339.70	330.17	6,784,067.79
Binance USD	BUSD	1.00	156,580.44	156,608.92	136,802.55	136,827.43	1,785.33	1,785.66
Celsius	CEL	0.68	3,292,278.08	2,234,085.46	1,210,940.13	821,723.94	393,481.12	267,009.78
Compound	COMP	31.97	989.88	31,643.24	672.05	21,483.31	46.54	1,487.88
Curve DAO Token	CRV	0.65	6,469.49	4,179.44	3,743.80	2,418.58	-	-
Convex Finance	CVX	4.03	-	-	-	-	-	-
Dash	DASH	44.26	1,969.10	87,157.80	1,446.68	64,033.94	14,473.52	640,636.90
Dogecoin	DOGE	0.06	3,779,819.13	228,292.02	3,622,839.71	218,810.84	72,565.14	4,382.76
Polkadot	DOT	7.52	158,518.55	1,191,541.83	125,184.76	940,980.59	7,486.21	56,271.89
EOS	EOS	0.97	92,356.77	89,219.18	27,257.28	26,331.28	9,422.62	9,102.51
Ethereum Classic	ETC	15.35	8,232.68	126,398.35	7,338.55	112,670.50	853.34	13,101.53
Ether	ETH	1,126.85	47,059.44	53,029,010.94	27,135.60	30,577,793.48	2,689.35	3,030,498.45
Gemini dollar	GUSD	1.00	5,892,978.29	5,892,948.82	1,954,097.47	1,954,087.70	67,781.55	67,781.21
Kyber Network Crystal v2	KNC	1.31	39,038.75	51,088.76	37,910.17	49,611.82	160,995.13	210,689.14
ChainLink	LINK	6.60	619,161.41	4,084,616.65	401,653.52	2,649,713.99	28,264.81	186,463.37
Livepeer	LPT	7.57	971.27	7,349.94	1,020.89	7,725.44	0.00	0.00
Litecoin	LTC	54.23	17,365.61	941,751.57	14,059.76	762,472.46	4,143.97	224,730.87
Terra Classic	LUNC	0.00	31,133,425.38	1,902.18	26,188,786.04	1,600.07	3,556.16	0.22
Decentraland	MANA	0.83	284,998.25	235,713.74	164,163.37	135,774.73	4,023.46	3,327.69
Polygon	MATIC	0.38	6,617,814.73	2,540,352.46	4,955,834.94	1,902,375.33	299,217.22	114,859.24
Dai	MCDAI	1.00	440,488.13	440,488.13	468,665.34	468,665.34	5,868.80	5,868.80
Maker	MKR	904.04	3.36	3,035.47	-	-	-	-
OMG Network	OMG	1.82	5,920.04	10,750.86	5,892.95	10,701.66	75.53	137.16
Pax Dollar	PAX	1.00	561,358.38	562,209.52	279,898.80	280,323.19	11,060.85	11,077.62
Paxos Gold	PAXG	1,841.68	2,315.15	4,263,765.08	308.33	567,846.23	14.56	26,816.01
Songbird	SGB	0.00	565,023.37	137.01	558,228.13	135.36	16,427.20	3.98
Synthetix	SNX	2.09	204,442.18	427,064.47	154,363.26	322,453.34	2,836.09	5,924.39

Schedule 7

Custody and Withhold Account Balances and Custody Wallet Balances for Ten Days Preceding and Following June 12, 2022

		06/19/22						
		Custody ¹				Withhold		
Crypto Asset	Symbol	Price ^A	Customer Account		Custody Wallet		Customer Account	
			Crypto Assets ^B	Dollar Value	Crypto Assets ^C	Dollar Value	Crypto Assets ^B	Dollar Value
Solana	SOL	34.15	77,620.43	2,650,946.01	50,512.95	1,725,152.89	2,618.51	89,429.03
SparkLab	SPARK	0.00	414,442.19	135.72	-	-	23,299.78	7.63
SushiSwap	SUSHI	1.04	14,422.75	15,031.19	10,327.24	10,762.91	1,785.48	1,860.80
TrueAUD	TAUD	0.51	0.03	0.01	0.03	0.02	-	-
TrueCAD	TCAD	0.80	5.97	4.75	6.27	4.99	-	-
TrueGBP	TGBP	0.87	77,578.16	67,870.03	77,578.16	67,870.03	-	-
TrueHKD	THKD	0.11	-	-	-	-	-	-
TrueUSD	TUSD	1.00	291,144.09	291,157.31	276,023.41	276,035.94	1,657.09	1,657.16
UMA	UMA	2.47	2,602.95	6,441.92	1,378.11	3,410.62	248.64	615.34
Uniswap	UNI	4.19	45,893.30	192,247.26	25,266.95	105,843.38	2,516.41	10,541.25
USD Coin	USDC	1.00	36,752,701.08	36,753,169.14	34,162,223.60	34,162,658.68	1,806,569.97	1,806,592.98
Tether	USDT ERC20	1.00	2,139,278.74	2,135,982.64	1,792,722.88	1,789,960.74	63,580.20	63,482.24
TerraClassicUSD	UST	0.01	699,486.68	5,711.42	751,926.13	6,139.60	0.16	0.00
Wrapped Bitcoin	WBTC	20,532.07	1.20	24,563.28	1.20	24,638.48	0.01	105.93
Wrapped DGLD	WDGLD	178.17	-	-	-	-	-	-
Tether Gold	XAUT	1,840.83	-	-	-	-	-	-
Stellar Lumens	XLM	0.11	4,219,788.00	483,704.50	2,379,782.80	272,788.98	111,023.97	12,726.42
XRP	XRP	0.33	3,408,542.07	1,110,724.33	3,413,682.23	1,112,399.33	97,699.18	31,836.74
Tezos	XTZ	1.39	47,454.93	65,939.96	31,637.71	43,961.49	124.76	173.35
yeam.finance	YFI	4,741.53	0.32	1,522.96	0.44	2,086.27	-	-
Zcash	ZEC	67.41	2,254.29	151,972.51	2,430.67	163,863.32	99.18	6,686.24
Ox	ZRX	0.26	246,291.44	65,037.27	179,877.96	47,499.71	4,225.38	1,115.78
ZUSD	ZUSD	1.00	0.06	0.06	1.00	1.00	-	-
Total dollar value:				\$ 204,419,794.82		\$ 137,775,980.72		\$ 13,858,011.22

Schedule 7

Custody and Withhold Account Balances and Custody Wallet Balances for Ten Days Preceding and Following June 12, 2022

		06/20/22							
		Custody ¹				Withhold			
Crypto Asset	Symbol	Price ^A	Customer Account		Custody Wallet		Customer Account		
			Crypto Assets ^B	Dollar Value	Crypto Assets ^C	Dollar Value	Crypto Assets ^B	Dollar Value	
1inch Network	1INCH	\$ 0.68	36,607.46	\$ 25,066.08	31,221.32	\$ 21,378.05	1,913.44	\$ 1,310.18	
Aave	AAVE	61.56	4,041.53	248,809.12	2,041.32	125,670.14	178.96	11,017.55	
Cardano	ADA	0.49	8,422,942.70	4,136,737.97	5,067,954.81	2,489,011.48	244,357.78	120,010.80	
Avalanche	AVAX	17.08	41,682.23	711,906.46	23,156.31	395,495.29	1,289.78	22,028.60	
Badger DAO	BADGER	3.26	84.09	274.42	-	-	-	-	
Basic Attention Token	BAT	0.36	2,378,481.98	855,835.47	199,912.77	71,933.46	16,290.91	5,861.86	
Bitcoin Cash	BCH	118.56	1,092.03	129,465.71	618.10	73,278.94	34.20	4,054.39	
Binance	BNB	216.25	62.10	13,428.26	62.10	13,429.01	6.13	1,325.33	
Bancor	BNT	0.53	9,451.08	5,003.87	8,555.96	4,529.95	927.35	490.99	
Bitcoin SV	BSV	63.75	1,082.33	69,001.33	437.76	27,908.24	64.52	4,113.04	
Bitcoin	BTC	20,551.43	3,777.13	77,625,383.30	2,568.85	52,793,526.05	331.73	6,817,586.50	
Binance USD	BUSD	1.00	156,580.44	156,588.81	136,802.55	136,809.86	1,785.33	1,785.43	
Celsius	CEL	1.20	3,292,384.32	3,949,619.18	1,210,940.13	1,452,671.35	393,481.12	472,028.90	
Compound	COMP	34.78	989.88	34,428.03	672.05	23,373.97	46.54	1,618.83	
Curve DAO Token	CRV	0.70	6,469.49	4,537.20	3,743.80	2,625.61	-	-	
Convex Finance	CVX	4.30	-	-	-	-	-	-	
Dash	DASH	45.30	1,969.12	89,204.59	1,446.68	65,537.28	14,473.52	655,677.28	
Dogecoin	DOGE	0.06	3,780,825.49	226,678.92	3,622,839.71	217,206.90	72,565.14	4,350.63	
Polkadot	DOT	7.86	160,923.71	1,265,368.73	125,184.76	984,347.67	7,486.21	58,865.30	
EOS	EOS	0.96	92,356.77	88,707.20	27,257.28	26,180.18	9,422.62	9,050.27	
Ethereum Classic	ETC	16.23	8,233.66	133,606.99	7,338.55	119,082.04	854.36	13,863.62	
Ether	ETH	1,127.03	46,912.02	52,871,223.74	27,135.60	30,582,615.28	2,701.99	3,045,225.62	
Gemini dollar	GUSD	1.00	5,893,002.99	5,899,613.86	1,954,097.47	1,956,289.61	67,781.55	67,857.59	
Kyber Network Crystal v2	KNC	1.31	39,038.75	51,285.51	37,910.17	49,802.88	160,995.13	211,500.54	
ChainLink	LINK	6.97	619,172.08	4,318,017.14	401,653.52	2,801,073.93	28,264.81	197,114.74	
Livepeer	LPT	8.06	971.27	7,830.30	1,020.89	8,230.35	0.00	0.00	
Litecoin	LTC	52.70	17,367.66	915,223.05	14,059.76	740,906.91	4,144.00	218,376.14	
Terra Classic	LUNC	0.00	31,133,425.38	1,800.62	26,188,786.04	1,514.65	3,556.16	0.21	
Decentraland	MANA	0.83	284,998.25	236,628.84	164,163.37	136,301.84	4,023.46	3,340.61	
Polygon	MATIC	0.40	6,625,020.25	2,651,465.04	4,955,834.94	1,983,423.84	299,217.22	119,752.69	
Dai	MCDAI	1.00	549,387.08	549,387.08	468,665.34	468,665.34	5,868.80	5,868.80	
Maker	MKR	900.16	3.36	3,022.43	-	-	-	-	
OMG Network	OMG	1.87	5,920.04	11,045.76	5,892.95	10,995.22	75.53	140.92	
Pax Dollar	PAX	1.00	561,358.38	560,853.15	279,898.80	279,646.89	11,060.85	11,050.89	
Paxos Gold	PAXG	1,847.74	2,315.15	4,277,791.55	308.33	569,714.27	14.56	26,904.23	
Songbird	SGB	0.03	565,023.37	16,442.18	558,228.13	16,244.44	16,427.20	478.03	
Synthetix	SNX	3.26	204,442.18	665,991.18	154,363.26	502,854.00	2,836.09	9,238.86	

Schedule 7

Custody and Withhold Account Balances and Custody Wallet Balances for Ten Days Preceding and Following June 12, 2022

		06/20/22						
		Custody ¹					Withhold	
Crypto Asset	Symbol	Price ^A	Customer Account		Custody Wallet		Customer Account	
			Crypto Assets ^B	Dollar Value	Crypto Assets ^C	Dollar Value	Crypto Assets ^B	Dollar Value
Solana	SOL	35.21	77,687.46	2,735,099.07	50,512.95	1,778,381.34	2,618.51	92,188.31
SparkLab	SPARK	0.00	414,442.19	127.50	-	-	23,299.78	7.17
SushiSwap	SUSHI	1.11	14,422.75	15,937.56	10,327.24	11,411.91	1,785.48	1,973.01
TrueAUD	TAUD	0.51	0.03	0.01	0.03	0.02	-	-
TrueCAD	TCAD	0.80	5.97	4.75	6.27	4.99	-	-
TrueGBP	TGBP	0.87	77,578.16	67,870.03	77,578.16	67,870.03	-	-
TrueHKD	THKD	0.11	-	-	-	-	-	-
TrueUSD	TUSD	1.00	291,144.09	291,202.77	276,023.41	276,079.04	1,657.09	1,657.42
UMA	UMA	2.47	2,602.95	6,424.79	1,378.11	3,401.55	248.64	613.70
Uniswap	UNI	4.29	45,893.30	196,947.15	25,266.95	108,430.94	2,516.41	10,798.96
USD Coin	USDC	1.00	37,789,827.16	37,788,864.38	34,162,223.60	34,161,353.25	1,806,411.55	1,806,365.53
Tether	USDT ERC20	1.00	2,139,249.90	2,136,528.88	1,792,722.88	1,790,442.63	63,580.20	63,499.33
TerraClassicUSD	UST	0.01	699,486.68	5,762.63	751,926.13	6,194.64	0.16	0.00
Wrapped Bitcoin	WBTC	20,557.25	1.20	24,593.41	1.20	24,668.70	0.01	106.06
Wrapped DGLD	WDGLD	178.17	-	-	-	-	-	-
Tether Gold	XAUT	1,840.83	-	-	-	-	-	-
Stellar Lumens	XLM	0.11	4,219,812.93	476,654.84	2,379,782.80	268,811.67	111,023.97	12,540.87
XRP	XRP	0.32	3,408,542.07	1,098,257.75	3,413,682.23	1,099,913.95	97,699.18	31,479.41
Tezos	XTZ	1.44	47,454.93	68,376.89	31,637.71	45,586.17	124.76	179.76
yeam.finance	YFI	4,918.10	0.32	1,579.67	0.44	2,163.97	-	-
Zcash	ZEC	64.99	2,255.61	146,602.11	2,430.67	157,980.10	99.18	6,446.19
Ox	ZRX	0.28	246,291.44	67,737.52	179,877.96	49,471.82	4,225.38	1,162.11
ZUSD	ZUSD	1.00	0.06	0.06	1.00	1.00	-	-
Total dollar value:				\$ 207,935,844.85		\$ 139,004,442.62		\$ 14,150,907.18

Schedule 7

Custody and Withhold Account Balances and Custody Wallet Balances for Ten Days Preceding and Following June 12, 2022

		06/21/22							
		Custody ¹				Withhold			
Crypto Asset	Symbol	Price ^A	Customer Account		Custody Wallet		Customer Account		
			Crypto Assets ^B	Dollar Value	Crypto Assets ^C	Dollar Value	Crypto Assets ^B	Dollar Value	
1inch Network	1INCH	\$ 0.69	36,607.46	\$ 25,249.80	31,221.32	\$ 21,534.74	1,913.44	\$ 1,319.79	
Aave	AAVE	66.31	4,041.53	267,979.63	2,041.32	135,352.90	178.96	11,866.44	
Cardano	ADA	0.48	8,422,942.70	4,048,818.90	5,067,954.81	2,436,111.94	244,357.78	117,460.18	
Avalanche	AVAX	16.89	41,737.26	704,810.71	23,156.31	391,037.04	1,289.78	21,780.28	
Badger DAO	BADGER	3.40	84.09	285.56	-	-	-	-	
Basic Attention Token	BAT	0.37	2,378,481.98	886,155.48	199,912.77	74,481.87	16,290.91	6,069.54	
Bitcoin Cash	BCH	119.38	1,092.04	130,366.07	618.10	73,787.80	34.20	4,082.56	
Binance	BNB	219.87	62.10	13,653.21	62.10	13,653.97	6.22	1,368.62	
Bancor	BNT	0.52	9,451.08	4,876.74	8,555.96	4,414.86	927.35	478.51	
Bitcoin SV	BSV	63.64	1,082.33	68,877.70	437.76	27,858.24	64.52	4,105.67	
Bitcoin	BTC	20,696.53	3,783.84	78,312,405.14	2,568.85	53,166,265.20	330.48	6,839,712.24	
Binance USD	BUSD	1.00	156,580.44	156,573.96	136,802.55	136,796.88	1,785.33	1,785.26	
Celsius	CEL	1.08	3,292,384.32	3,553,496.06	1,210,940.13	1,306,977.12	393,481.12	424,687.23	
Compound	COMP	39.36	989.88	38,961.19	672.05	26,451.64	46.54	1,831.98	
Curve DAO Token	CRV	0.72	6,469.49	4,680.86	3,743.80	2,708.74	-	-	
Convex Finance	CVX	4.34	-	-	-	-	-	-	
Dash	DASH	47.00	1,969.12	92,557.64	1,446.68	68,000.72	14,473.52	680,323.06	
Dogecoin	DOGE	0.07	3,781,882.42	248,318.67	3,622,839.71	237,875.91	72,565.14	4,764.63	
Polkadot	DOT	7.75	160,989.79	1,247,576.51	125,184.76	970,108.53	7,486.21	58,013.78	
EOS	EOS	0.96	92,356.77	88,793.41	27,257.28	26,205.62	9,422.62	9,059.07	
Ethereum Classic	ETC	16.12	8,235.13	132,731.31	7,338.55	118,280.53	854.36	13,770.31	
Ether	ETH	1,124.47	46,957.95	52,802,871.09	27,135.60	30,513,202.19	2,689.63	3,024,414.26	
Gemini dollar	GUSD	1.00	5,893,010.08	5,865,644.41	1,954,097.47	1,945,023.13	67,781.55	67,466.79	
Kyber Network Crystal v2	KNC	1.37	39,038.75	53,596.63	37,910.17	52,047.19	160,995.13	221,031.55	
ChainLink	LINK	6.84	619,172.08	4,237,879.32	401,653.52	2,749,088.97	28,264.81	193,456.50	
Livepeer	LPT	8.37	971.27	8,131.31	1,020.89	8,546.73	0.00	0.00	
Litecoin	LTC	53.44	17,437.36	931,875.87	14,059.76	751,372.49	4,144.00	221,460.96	
Terra Classic	LUNC	0.00	31,133,425.38	1,802.30	26,188,786.04	1,516.06	3,556.16	0.21	
Decentraland	MANA	0.84	284,998.25	240,191.15	164,163.37	138,353.79	4,023.46	3,390.90	
Polygon	MATIC	0.42	6,625,020.25	2,779,180.20	4,955,834.94	2,078,960.94	299,217.22	125,520.91	
Dai	MCDAI	1.00	440,079.95	439,991.93	468,665.34	468,571.61	5,998.70	5,997.50	
Maker	MKR	919.68	3.36	3,087.97	-	-	-	-	
OMG Network	OMG	1.88	5,920.04	11,157.65	5,892.95	11,106.58	75.53	142.35	
Pax Dollar	PAX	1.00	561,358.38	560,965.42	279,898.80	279,702.87	11,060.85	11,053.11	
Paxos Gold	PAXG	1,839.69	2,315.15	4,259,161.16	308.33	567,233.09	14.56	26,787.06	
Songbird	SGB	0.03	565,023.37	17,120.94	558,228.13	16,915.04	16,427.20	497.77	
Synthetix	SNX	3.12	204,442.18	638,623.67	154,363.26	482,190.27	2,836.09	8,859.21	

Schedule 7

Custody and Withhold Account Balances and Custody Wallet Balances for Ten Days Preceding and Following June 12, 2022

		06/21/22						
		Custody ¹				Withhold		
Crypto Asset	Symbol	Price ^A	Customer Account		Custody Wallet		Customer Account	
			Crypto Assets ^B	Dollar Value	Crypto Assets ^C	Dollar Value	Crypto Assets ^B	Dollar Value
Solana	SOL	36.37	77,850.51	2,831,558.94	50,512.95	1,837,244.26	2,618.51	95,239.66
SparkLab	SPARK	0.00	414,442.19	134.00	-	-	23,299.78	7.53
SushiSwap	SUSHI	1.24	14,422.75	17,867.89	10,327.24	12,794.10	1,785.48	2,211.97
TrueAUD	TAUD	0.51	0.03	0.01	0.03	0.02	-	-
TrueCAD	TCAD	0.80	5.97	4.75	6.27	4.99	-	-
TrueGBP	TGBP	0.87	77,578.16	67,870.03	77,578.16	67,870.03	-	-
TrueHKD	THKD	0.11	-	-	-	-	-	-
TrueUSD	TUSD	1.00	291,142.42	291,154.89	276,023.41	276,035.23	1,657.09	1,657.16
UMA	UMA	2.49	2,602.95	6,486.11	1,378.11	3,434.02	248.64	619.56
Uniswap	UNI	4.76	45,893.30	218,614.12	25,266.95	120,359.88	2,516.41	11,987.00
USD Coin	USDC	1.00	36,766,450.27	36,758,716.86	34,162,223.60	34,155,037.96	1,850,715.21	1,850,325.93
Tether	USDT ERC20	1.00	2,139,212.31	2,135,110.74	1,792,722.88	1,789,285.64	63,564.37	63,442.50
TerraClassicUSD	UST	0.01	699,486.68	5,773.10	751,926.13	6,205.90	0.16	0.00
Wrapped Bitcoin	WBTC	20,702.04	1.20	24,766.63	1.20	24,842.45	0.01	106.80
Wrapped DGLD	WDGLD	178.17	-	-	-	-	-	-
Tether Gold	XAUT	1,840.83	-	-	-	-	-	-
Stellar Lumens	XLM	0.11	4,220,592.94	482,923.73	2,379,782.80	272,296.71	111,023.97	12,703.45
XRP	XRP	0.33	3,408,558.67	1,120,221.52	3,413,682.23	1,121,905.38	97,699.18	32,108.80
Tezos	XTZ	1.43	47,454.93	67,668.22	31,637.71	45,113.71	124.76	177.90
yeam.finance	YFI	5,112.17	0.32	1,642.01	0.44	2,249.35	-	-
Zcash	ZEC	65.62	2,328.90	152,825.83	2,430.67	159,504.25	99.18	6,508.38
Ox	ZRX	0.28	246,291.44	68,853.67	179,877.96	50,287.00	4,225.38	1,181.25
ZUSD	ZUSD	0.99	0.06	0.06	1.00	0.99	-	-
Total dollar value:				\$ 207,130,642.71		\$ 139,246,207.09		\$ 14,190,836.11

Schedule 7

Custody and Withhold Account Balances and Custody Wallet Balances for Ten Days Preceding and Following June 12, 2022

		06/22/22							
		Custody ¹				Withhold			
Crypto Asset	Symbol	Price ^A	Customer Account		Custody Wallet		Customer Account		
			Crypto Assets ^B	Dollar Value	Crypto Assets ^C	Dollar Value	Crypto Assets ^B	Dollar Value	
1inch Network	1INCH	\$ 0.69	36,607.46	\$ 25,155.51	31,221.32	\$ 21,454.32	1,913.44	\$ 1,314.86	
Aave	AAVE	61.85	4,041.53	249,964.79	2,041.32	126,253.85	178.96	11,068.72	
Cardano	ADA	0.46	8,521,035.41	3,908,750.00	5,067,954.81	2,324,760.71	244,357.78	112,091.24	
Avalanche	AVAX	16.05	41,769.95	670,499.33	23,156.31	371,709.54	1,299.90	20,866.19	
Badger DAO	BADGER	3.06	84.09	256.99	-	-	-	-	
Basic Attention Token	BAT	0.36	2,378,481.98	865,556.68	199,912.77	72,750.53	16,290.91	5,928.45	
Bitcoin Cash	BCH	112.66	1,092.04	123,031.93	618.10	69,636.64	34.20	3,852.88	
Binance	BNB	214.08	62.10	13,293.78	62.10	13,294.52	6.22	1,332.59	
Bancor	BNT	0.49	9,451.08	4,585.24	8,555.96	4,150.96	927.35	449.91	
Bitcoin SV	BSV	61.79	1,082.33	66,876.29	437.76	27,048.75	64.52	3,986.37	
Bitcoin	BTC	19,963.62	3,777.27	75,407,913.68	2,568.85	51,283,539.65	330.50	6,598,067.82	
Binance USD	BUSD	1.00	156,580.44	156,559.80	136,802.55	136,784.51	1,785.33	1,785.10	
Celsius	CEL	0.94	3,292,384.32	3,106,801.89	1,210,940.13	1,142,682.85	393,481.12	371,301.69	
Compound	COMP	39.46	989.88	39,061.44	672.05	26,519.70	46.54	1,836.69	
Curve DAO Token	CRV	0.70	6,469.49	4,517.02	3,743.80	2,613.93	-	-	
Convex Finance	CVX	4.19	-	-	-	-	-	-	
Dash	DASH	45.08	1,969.12	88,762.86	1,446.68	65,212.75	14,473.52	652,430.46	
Dogecoin	DOGE	0.06	3,782,799.39	233,031.50	3,622,839.71	223,177.51	72,565.14	4,470.22	
Polkadot	DOT	7.38	160,989.79	1,188,042.45	125,184.76	923,815.18	7,486.21	55,245.37	
EOS	EOS	0.92	92,356.81	85,287.14	27,257.28	25,170.81	9,422.62	8,701.34	
Ethereum Classic	ETC	15.17	8,240.78	125,037.96	7,338.55	111,348.39	854.36	12,963.27	
Ether	ETH	1,048.66	47,012.18	49,299,881.07	27,135.60	28,456,067.08	2,689.73	2,820,620.82	
Gemini dollar	GUSD	0.99	5,898,874.40	5,825,728.36	1,954,097.47	1,929,866.66	67,781.55	66,941.06	
Kyber Network Crystal v2	KNC	1.31	39,038.75	51,181.95	37,910.17	49,702.32	160,995.13	211,073.48	
ChainLink	LINK	6.61	619,854.53	4,099,055.81	401,653.52	2,656,107.37	28,264.81	186,913.28	
Livepeer	LPT	7.88	971.27	7,653.88	1,020.89	8,044.91	0.00	0.00	
Litecoin	LTC	52.06	17,438.16	907,911.13	14,059.76	732,016.23	4,144.00	215,756.04	
Terra Classic	LUNC	0.00	31,133,425.38	1,756.77	26,188,786.04	1,477.76	3,556.16	0.20	
Decentraland	MANA	0.83	284,998.25	237,902.89	164,163.37	137,035.72	4,023.46	3,358.60	
Polygon	MATIC	0.45	6,625,020.51	3,014,348.61	4,955,834.94	2,254,878.18	299,217.22	136,142.22	
Dai	MCDAI	1.00	439,166.91	438,771.66	468,665.34	468,243.54	5,998.70	5,993.30	
Maker	MKR	881.77	3.36	2,960.67	-	-	-	-	
OMG Network	OMG	1.80	5,920.04	10,629.36	5,892.95	10,580.72	75.53	135.61	
Pax Dollar	PAX	1.00	561,358.38	561,154.53	279,898.80	279,797.16	11,060.85	11,056.83	
Paxos Gold	PAXG	1,840.14	2,315.15	4,260,194.28	308.33	567,370.68	14.56	26,793.56	
Songbird	SGB	0.03	565,023.37	16,847.10	558,228.13	16,644.49	16,427.20	489.80	
Synthetix	SNX	2.96	204,442.18	605,944.47	154,363.26	457,515.97	2,836.09	8,405.88	

Schedule 7

Custody and Withhold Account Balances and Custody Wallet Balances for Ten Days Preceding and Following June 12, 2022

		06/22/22						
		Custody ¹				Withhold		
Crypto Asset	Symbol	Price ^A	Customer Account		Custody Wallet		Customer Account	
			Crypto Assets ^B	Dollar Value	Crypto Assets ^C	Dollar Value	Crypto Assets ^B	Dollar Value
Solana	SOL	34.08	77,850.51	2,653,497.69	50,512.95	1,721,710.02	2,618.51	89,250.56
SparkLab	SPARK	0.00	414,442.19	127.79	-	-	23,299.78	7.18
SushiSwap	SUSHI	1.18	14,422.75	17,084.06	10,327.24	12,232.85	1,785.48	2,114.94
TrueAUD	TAUD	0.51	0.03	0.01	0.03	0.02	-	-
TrueCAD	TCAD	0.80	5.97	4.75	6.27	4.99	-	-
TrueGBP	TGBP	0.87	77,578.16	67,870.03	77,578.16	67,870.03	-	-
TrueHKD	THKD	0.11	-	-	-	-	-	-
TrueUSD	TUSD	1.00	291,142.42	291,128.89	276,023.41	276,010.58	1,657.09	1,657.01
UMA	UMA	2.39	2,602.95	6,217.32	1,378.11	3,291.71	248.64	593.88
Uniswap	UNI	4.97	45,893.30	228,201.78	25,266.95	125,638.45	2,516.41	12,512.70
USD Coin	USDC	1.00	36,945,441.00	36,895,892.60	34,162,223.60	34,116,407.84	1,854,956.97	1,852,469.24
Tether	USDT ERC20	1.00	2,139,183.18	2,136,626.48	1,792,722.88	1,790,580.26	63,489.31	63,413.43
TerraClassicUSD	UST	0.01	699,486.68	5,657.79	751,926.13	6,081.95	0.16	0.00
Wrapped Bitcoin	WBTC	19,947.62	1.20	23,864.09	1.20	23,937.15	0.01	102.91
Wrapped DGLD	WDGLD	178.17	-	-	-	-	-	-
Tether Gold	XAUT	1,840.83	-	-	-	-	-	-
Stellar Lumens	XLM	0.11	4,220,592.94	476,301.08	2,379,782.80	268,562.53	111,023.97	12,529.24
XRP	XRP	0.32	3,408,569.64	1,097,182.58	3,413,682.23	1,098,828.27	97,699.18	31,448.33
Tezos	XTZ	1.34	47,454.93	63,606.95	31,637.71	42,406.10	124.76	167.22
yeam.finance	YFI	4,966.05	0.32	1,595.07	0.44	2,185.06	-	-
Zcash	ZEC	63.07	2,328.94	146,882.36	2,430.67	153,298.60	99.18	6,255.16
Ox	ZRX	0.27	246,291.44	66,508.38	179,877.96	48,574.13	4,225.38	1,141.02
ZUSD	ZUSD	1.00	0.06	0.06	1.00	1.00	-	-
Total dollar value:				\$ 199,883,158.61		\$ 134,754,895.43		\$ 13,635,036.69

Schedule 7

Custody and Withhold Account Balances and Custody Wallet Balances for Ten Days Preceding and Following June 12, 2022

Notes

[1] See Explanatory Notes for Appendix A regarding variances between asset and liability balances from different Debtor source documents.

Sources

[A] Crypto asset pricing based on closing price of crypto assets as reported at <https://messari.io>

[B] Celsius,SOFA3_2YR (October 27, 2022).

[C] Fireblocks Custody transaction report ("Celsius - Custody Production-tx-history") and corresponding blockchain activity.

Schedule 8

Crypto Assets in Custody Wallets as Debtor's Petition Date (July 13, 2022)^A

Crypto Asset	Symbol	Quantity	Price ^B	USD Value
CEL Token:				
CEL Token	CEL	1,910,422.43	\$ 0.92	\$ 1,755,066.76
		<u>1,910,422.43</u>		<u>1,755,066.76</u>
BTC & Equivalents:				
Bitcoin	BTC	3,522.25	19,438.07	68,465,744.21
Wrapped Bitcoin	WBTC	1.20	19,608.76	23,530.51
		<u>3,523.45</u>		<u>68,489,274.72</u>
ETH & Equivalents:				
Ether	ETH	42,347.83	1,064.34	45,072,287.42
Binance ETH	BETH	-	1,034.21	-
Staked Ether	stETH	-	1,031.73	-
Wrapped Ether	WETH	-	1,072.24	-
		<u>42,347.83</u>		<u>45,072,287.42</u>
USD/Stable Coins:				
3Crv	3CRV	-	1.02	-
Angle Protocol	agEUR	-	-	-
Alchemix USD	aUSD	-	0.99	-
AnchorUST	aUST	-	0.04	-
Binance USD	BUSD	157,750.49	1.00	157,680.79
MCDAI	DAI	468,665.34	1.00	468,665.34 [1]
STASIS EURO	EURS	-	1.00	-
Tether EURt	EURT	-	1.01	-
Fei USD	FEI	-	1.00	-
Frax	FRAX	-	1.00	-
Gemini dollar	GUSD	4,638,752.03	1.01	4,662,692.57
H2O DAO	H2O	-	0.83	-
Liquity USD	LUSD	-	1.02	-
MAI	miMATIC	-	1.00	-
Origin Dollar	OUSD	-	1.00	-
sUSD	SUSD	-	1.01	-
TrueUSD	TUSD	291,142.42	1.01	292,598.13
USD Coin	USDC	36,124,007.81	1.00	36,117,997.04
Pax Dollar	USDP	393,164.87	-	- [2]
Tether	USDT	1,939,201.63	1.00	1,937,501.05 [3]
YUSD Stablecoin	yUSD	-	1.00	-
Z.com USD	ZUSD	1.00	1.00	1.00
		<u>44,012,685.59</u>		<u>43,637,135.93</u>
Other:				
1Inch Token	1INCH	36,607.46	0.57	20,727.60
Aave Token	AAVE	4,315.90	74.24	320,416.15
Acala	ACA	-	-	-
Cardano	ADA	8,545,902.77	0.42	3,572,533.75
Alchemix	ALCX	-	21.06	-
ALICE	ALICE	-	2.06	-
Alpha Venture DAO	ALPHA	-	0.12	-
Ampleforth	AMPL	-	1.02	-
ANKR	ANKR	-	0.03	-
Star Atlas	ATLAS	-	0.01	-

Schedule 8

Crypto Assets in Custody Wallets as Debtor's Petition Date (July 13, 2022)^A

Crypto Asset	Symbol	Quantity	Price ^B	USD Value
Avalanche	AVAX	42,667.75	17.53	747,779.71
Badger	BADGER	438.82	3.17	1,389.35
Balancer	BAL	-	4.12	-
Basic Attention Token	BAT	2,378,508.97	0.36	860,617.15
Bitcoin Cash	BCH	1,092.05	98.38	107,438.58
Binance Coin	BNB	62.10	222.43	13,812.95
Bancor Network Token	BNT	9,553.46	0.44	4,214.79
Boba Network	BOBA	-	0.36	-
BarnBridge	BOND	-	2.89	-
BoringDAO	BOR	-	118.30	-
Bitcoin SV	BSV	1,094.33	50.20	54,935.37
Bitcoin Gold	BTG	-	14.97	-
Compound	COMP	989.88	46.11	45,643.37
Cream Finance	CREAM	-	16.29	-
Curve DAO Token	CRV	6,469.49	0.97	6,289.03
Convex	CVX	-	5.59	-
cxADA	cxADA	-	0.42	-
cxBTC	cxBTC	-	11,129.95	-
cxDOGE	cxDOGE	-	0.06	-
cxETH	cxETH	-	1,064.34	-
Dash	DASH	1,969.12	40.77	80,276.13
DIGG	DIGG	-	5,120.06	-
Dogecoin	DOGE	3,842,895.00	0.06	229,084.81
Dotcoin	DOT	161,047.48	6.24	1,004,831.87
EOS	EOS	92,356.81	0.91	84,399.53
Ethereum Classic	ETC	8,291.89	13.87	115,016.80
Harvest Finance	FARM	-	41.63	-
StaFi	FIS	-	0.33	-
Fantom	FTM	-	0.23	-
FTX Token	FTT	-	23.99	-
Kin	KIN	-	0.00	-
Kyber Network Crystal v2	KNC	39,410.17	1.25	49,240.84
Lido DAO	LDO	-	0.88	-
ChainLink Token	LINK	495,557.30	5.95	2,946,646.17
Livepeer Token	LPT	1,020.89	7.78	7,945.10
LQTY	LQTY	-	0.97	-
Loopring	LRC	-	0.36	-
Litecoin	LTC	17,458.58	47.72	833,095.17
Luna	LUNA	-	0.00	-
Terra Classic	LUNC	31,188,786.04	0.00	2,819.86
Decentraland MANA	MANA	285,195.71	0.78	223,558.36
Matic Token	MATIC	6,634,313.77	0.56	3,710,704.38
Maker	MKR	3.50	817.57	2,861.51
Marinade Staked SOL	MSOL	-	35.24	-
OMGToken	OMG	5,992.45	1.66	9,971.12
Ownix	ONX	-	0.05	-
Orbs	ORBS	-	0.04	-
Paxos Gold	PAXG	2,117.07	1,738.50	3,680,537.11
pNetwork	PNT	-	0.25	-
Star Atlas DAO	POLIS	-	0.03	-
BENQI	QI	-	0.01	-
Qredo	QRDO	-	0.33	-
Raydium	RAY	-	0.70	-

Schedule 8

Crypto Assets in Custody Wallets as Debtor's Petition Date (July 13, 2022)^A

Crypto Asset	Symbol	Quantity	Price ^B	USD Value
Ren	REN	-	0.12	-
Rook	ROOK	-	-	-
BENQI Liquid Staked AVAX	sAVAX	-	18.11	-
Saga	SGA	-	-	-
Songbird	SGB	565,228.13	0.03	15,572.04
Sugar Exchange	SGR	-	1.21	-
Synthetix Network	SNX	205,157.18	2.31	474,806.52
Solana	SOL	78,665.57	33.28	2,617,620.18
Spark	SPARK	-	-	-
Serum	SRM	-	1.04	-
SushiToken	SUSHI	14,672.91	1.15	16,829.30
TrueAUD	TAUD	0.03	0.67	0.02
TrueCAD	TCAD	6.27	0.77	4.82
TrueGBP	TGBP	77,578.16	1.19	92,116.31
TrueHKD	THKD	-	0.13	-
TrueFi	TRU	-	0.07	-
UMA Voting Token v1	UMA	2,602.95	2.47	6,423.76
Uniswap	UNI	45,893.30	5.54	254,206.37
UST	USTC	851,133.26	-	-
Vesper	VSP	-	0.54	-
wDGLD	WDGLD	-	168.00	-
Tether Gold	XAUT	-	1,739.33	-
eCash	XEC	-	0.00	-
Stellar Lumens	XLM	4,221,448.99	0.10	433,597.69
XLP	XRP	3,413,682.23	0.31	1,067,775.87
Tezox	XTZ	47,499.57	1.45	68,678.53
yearn.finance	YFI	0.44	5,573.95	2,452.54
YF Link	YFL	-	21.65	-
yveCRV-DAO	yveCRV-DAO	-	0.60	-
Zcash	ZEC	2,430.67	52.54	127,708.19
Ox	ZRX	246,291.44	0.27	66,420.27
		<u>63,576,409.87</u>		<u>23,980,998.94</u>
Total Assets in Custody Wallets		<u>109,545,389.17</u>		<u>\$ 182,934,763.78</u>

[4]

Notes:

- [1] The Freeze Reports refer to the symbol 'MCDAI'
- [2] The Freeze Reports refer to the symbol 'PAX'
- [3] The Freeze Reports refer to the symbol 'USDT ERC 20'
- [4] The Freeze Reports refer to the symbol 'UST'









Sources:

- [A] Fireblocks Custody transaction report ("Celsius - Custody Production-tx-history") and corresponding blockchain activity.
- [B] July 13, 2022 Freeze Report, Coin Stats worksheet.

Appendix B

Cryptocurrencies

Celsius supports today's top cryptocurrencies including native blockchain coins such as Bitcoin and Ethereum, staking coins such as DASH, and utility tokens such as CEL.

Coin Name	Accredited Investor In-Kind Reward Rate (APY) at Platinum level*	In-Kind Reward Rate (APY)
 SNX ^	17.85%	14.05%
 MATIC ^	11.50%	9.10%
 DOT ^	11.39%	9.02%
 AVAX ^	8.89%	7.05%
 BNT ^	6.92%	5.50%
 CEL ^		5.10%
 1INCH ^	6.31%	5.02%
 AAVE ^	6.11%	4.86%
 DASH ^	5.78%	4.60%
 COMP ^	5.78%	4.60%
 BCH ^	5.66%	4.51%
 EOS ^	5.60%	4.45%
 XTZ ^	5.33%	4.25%
 SUSHI ^	5.19%	4.13%
 ADA ^	5.10%	4.06%

Appendix C

ts	coin	total_amount_without_pending	total_amount_with_pending	custody_amount with 10% buffer	Actual Custody Fireblocks amount	Delta	\$ value of delta	
2022-05-09 9:05:14	HINCH	14,348		15,783	31,610	15,827.04	\$9,616.3843	
2022-05-09 9:05:14	AAVE	933		1,026	1,014	(11.93)	-\$971.1191	N/A
2022-05-09 9:05:14	ADA	4,610,041		5,071,045	3,831,508	(1,239,536.78)	-\$474,676.4306	need to source
2022-05-09 9:05:14	AVAX	10,992		12,091	9,420	(2,670.70)	-\$46,199.7523	Y
2022-05-09 9:05:14	BAT	120,973		133,070	107,688	(25,382.34)	-\$7,215.3364	Y
2022-05-09 9:05:14	BCH	217		238	326	87.61	\$9,837.1364	
2022-05-09 9:05:14	BNB	9		10	9	(0.70)	-\$201.4488	N/A
2022-05-09 9:05:14	BNT	1,436		1,579	3,293	1,713.69	\$821.4146	
2022-05-09 9:05:14	BSV	248		273	228	(44.76)	-\$2,106.4727	Y
2022-05-09 9:05:14	BTC	956		1,051	906	(145.45)	-\$2,935,144.5838	Y
2022-05-09 9:05:14	BUSD	97,851		107,636	103,290	(4,346.15)	-\$4,346.0346	Y
2022-05-09 9:05:14	CEL	306,822		337,504	303,430	(34,073.95)	-\$30,296.6621	Y
2022-05-09 9:05:14	COMP	241		265	343	77.74	\$3,906.3115	
2022-05-09 9:05:14	DASH	614		675	617	(58.38)	-\$2,425.7538	Y
2022-05-09 9:05:14	DOGE	3,466,782		3,813,460	3,791,340	(22,120.15)	-\$1,778.7251	Y
2022-05-09 9:05:14	DOT	35,323		38,856	34,922	(3,933.67)	-\$25,125.5958	Y
2022-05-09 9:05:14	EOS	17,228		18,950	17,528	(1,422.36)	-\$1,623.2829	Y
2022-05-09 9:05:14	ETC	1,985		2,184	1,906	(277.76)	-\$6,820.3075	Y
2022-05-09 9:05:14	ETH	6,911		7,602	6,880	(722.22)	-\$1,083,224.8851	Y
2022-05-09 9:05:14	GUSD	5,652,508		6,217,759	6,214,513	(3,245.63)	-\$3,251.0823	Y
2022-05-09 9:05:14	KNC	6,860		7,546	33,244	25,697.81	\$22,492.9202	
2022-05-09 9:05:14	LINK	72,824		80,106	62,381	(17,725.39)	-\$122,943.3000	Y
2022-05-09 9:05:14	LPT	664		731	705	(25.78)	-\$236.0468	N/A
2022-05-09 9:05:14	LTC	5,832		6,415	6,429	13.84	\$748.9454	
2022-05-09 9:05:14	LUNA	14,494		15,944	9,814	(6,129.60)	-\$14,711.0399	NEED TO SOURCE
2022-05-09 9:05:14	MANA	106,793		117,473	94,219	(23,253.54)	-\$14,430.5367	Y
2022-05-09 9:05:14	MATIC	1,296,357		1,425,993	1,345,409	(80,584.11)	-\$73,219.6932	Y
2022-05-09 9:05:14	MCDAI	278,668		306,535	737,321	430,786.03	\$430,786.0266	
2022-05-09 9:05:14	OMG	2,508		2,759	4,251	1,491.67	\$2,420.9038	
2022-05-09 9:05:14	PAX	42,032		46,235	90,362	44,126.74	\$44,187.1682	
2022-05-09 9:05:14	PAXG	98		108	229	121.40	\$199,668.7082	
2022-05-09 9:05:14	SGB	198,527		218,380	127,424	(90,955.69)	-\$1,634.5984	Y
2022-05-09 9:05:14	SNX	104,912		115,403	156,073	40,669.60	\$94,877.7706	
2022-05-09 9:05:14	SOL	27,879		30,667	24,989	(5,677.94)	-\$173,097.3687	Y
2022-05-09 9:05:14	SPARK	30,225		33,247		0.00	\$0.0000	N/A
2022-05-09 9:05:14	SUSHI	13,080		14,388	12,963	(1,424.65)	-\$2,319.3141	
2022-05-09 9:05:14	TAUD	0		0	1,797	1,796.97	\$1,154.1940	
2022-05-09 9:05:14	TCAD	0		0	3,061	3,060.97	\$2,249.8132	
2022-05-09 9:05:14	TGBP	0		0	0	0.00	\$0.0000	N/A
2022-05-09 9:05:14	TUSD	10,243		11,268	96,756	85,488.41	\$85,435.4082	
2022-05-09 9:05:14	UMA	272		300	448	148.41	\$324.2761	
2022-05-09 9:05:14	UNI	6,728		7,400	6,012	(1,388.46)	-\$9,155.6876	Y
2022-05-09 9:05:14	USDC	22,360,307		24,596,338	19,952,427	(4,643,910.82)	-\$4,643,888.6344	Y
2022-05-09 9:05:14	USDT ERC20	9,842,547		10,826,802	787,947	(10,038,854.55)	-\$10,040,758.1130	
2022-05-09 9:05:14	UST	669,920		736,912	494,288	(242,623.88)	-\$10,345.1036	Y
2022-05-09 9:05:14	WBTC	0		0	0	0.00	\$0.0000	N/A
2022-05-09 9:05:14	XLM	811,366		892,503	854,305	(38,197.82)	-\$4,213.1813	Y
2022-05-09 9:05:14	XRP	1,269,013		1,395,914	1,329,529	(66,385.02)	-\$30,542.1179	Y
2022-05-09 9:05:14	XTZ	19,505		21,456	21,320	(135.82)	-\$192.9807	N/A
2022-05-09 9:05:14	ZEC	773		850	742	(108.29)	-\$5,683.6358	Y
2022-05-09 9:05:14	ZRX	63,901		70,291	92,123	21,832.43	\$5,485.3326	

Explanatory Notes to Appendix C

- The first column of the document identifies the data and time of the customer account balances, in this instance 9:05 am on May 9, 2022.
- “total_amount_without_pending” represents the customer account balances, by coin, as of that date and time.
- “custody_amount with 10% buffer” is the customer account balance with the additional 10% “buffer” added.
- “Actual Custody Fireblocks amount” represents the number of each coin in Custody wallets as of time the reconciliation was prepared.
- “Delta” is the calculated difference between the grossed-up customer account balance and the coin balance in the Custody wallets.
- The “total_amount_without_pending” was not used until August of 2022, but represents the pending withdrawals from Custody following the pause.
- The “\$ value of the delta” is based on the respective coin prices on October 28, 2022 (not May 9), the date the analysis was last run, and therefore is not informative.
- Notations in the last column indicate the status of the reconciliation, including whether there was a “need to source” coins by the Treasury.^[1]

^[1] Examiner Interview of Dean Tappen (Coin Deployment Specialist – Celsius, November 16, 2022).